

THE SOUTH DAKOTA CONSERVANCY DISTRICT

DRINKING WATER STATE REVOLVING FUND

ANNUAL REPORT

Federal Fiscal Year 2022

October 1, 2021 - September 30, 2022



**Department of Agriculture and Natural Resources
Division of Financial and Technical Assistance**

THE SOUTH DAKOTA CONSERVANCY DISTRICT

DRINKING WATER STATE REVOLVING FUND

ANNUAL REPORT

FEDERAL FISCAL YEAR 2022

Department of Agriculture and Natural Resources
Division of Financial and Technical Assistance
523 East Capitol Avenue
Pierre, South Dakota 57501-3181
PHONE: (605) 773-4216 FAX: (605) 773-4068

**THE SOUTH DAKOTA CONSERVANCY DISTRICT
BOARD MEMBERS**

JERRY SOHOLT, CHAIRMAN
Sioux Falls, SD
Member since 2014

GENE JONES, JR., VICE-CHAIRMAN
Sioux Falls
Member since 2002

TODD BERNHARD, SECRETARY
Fort Pierre
Member since 2010

KARLTON ADAM
Pierre
Member since 2019

DR. PAUL GNIRK
New Underwood
Member since 2009

JACKIE LANNING
Brookings
Member since 2011

VANCE NEWMAN
Rapid City
Member since 2021

The South Dakota Conservancy District was created by the state legislature for the purpose of planning, developing, and managing the use and conservation of the water resources of the state. The district is governed by the Board of Water and Natural Resources. The members of the board are appointed by the governor of the state and serve for four year terms. The boundaries of the district coincide with the boundaries of the state. The district is a governmental agency and body politic and corporate with authority to exercise the powers specified in South Dakota Codified Laws.

MISSION

The mission of the South Dakota Drinking Water State Revolving Fund loan program is to capitalize the fund to the fullest; ensure that the state's drinking water systems remain safe and affordable; protect public health; and promote the economic well-being of the citizens of the State of South Dakota.

TABLE OF CONTENTS

<u>Section</u>	<u>Page</u>
Annual Report	
Introduction	1
Executive Summary	2
Drinking Water SRF Loans	2
Additional Subsidy	5
Repayments	7
Assistance to Small Systems	7
Bypassed Projects	8
Interest Rates	9
Drinking Water SRF Non-Project Activities (Set-Asides)	9
Administrative Surcharge	12
Bond Issue	13
Build America Bonds Activities and Uses	?
Goals and Environmental Results	13
Short-Term Goal	13
Long-Term Goals	13
Environmental Results	13
Details of Activities	15
Fund Financial Status	15
Assistance Activity	17
Provisions of the Operating Agreement/ Conditions of the Grant	17
2023 Intended Use Plan	19
Drinking Water SRF Loan Program History	
Initiation of the Program	22
Capitalization Grants	22
State Matching Funds	22
Leveraged Program Bonds and Notes	23
Transfers Between Programs	24
Other Funds	24
Trustee	24
Bond Counsel	25
Underwriter	25
Financial Advisor	25

Investment Manager	26
EPA Region VIII	26
Drinking Water SRF Loan Portfolio	
Project Descriptions	42
Exhibits I-VIII – Drinking Water SRF Status Reports	68
Exhibits IX-XI – Drinking Water SRF Financial Statements	115
Addendum A – Federal Fiscal Year 2023 Intended Use Plan	

List of Tables

<u>Table</u>	<u>Page</u>
1 FFY 2022 Drinking Water Loans	2
2 Principal Forgiveness Awarded by Capitalization Grant	6
3 Principal Forgiveness Awarded by BIL	6
4 FFY 2022 Drinking Water SRF Loans Awarded Additional Subsidy	7
5 Status of High Priority Projects Bypassed in FFY 2022	8
6 Drinking Water SRF Set-Aside Status	10
7 FFY 2022 Small System Technical Assistance	11
8 Drinking Water SRF Program Bond and Note Issues	23
9 Transfers Between Clean Water SRF and Drinking Water SRF Program	24
10 Drinking Water SRF Loan Program Portfolio	28
11 Drinking Water SRF Loans Deobligated in Full or Rescinded by Board	40

List of Figures

<u>Figure</u>		<u>Page</u>
1	Loan Amounts by Service Population by Fiscal Year	8
2	Source of New State Revolving Funds by Year	15
3	Binding Commitments by Year	16
4	Interest Rates by Percent of Loan Awards	41
5	Loan Terms by Percent of Loan Awards	41

List of Exhibits

<u>Exhibit</u>		<u>Page</u>
I	Recipients by Population Category for FFY 2022	68
II	Assistance Provided by Needs Categories for FFY 2022	71
III	Source of SRF Funds	74
IV	Loan and Set-Aside Disbursements FFY 2022	75
	Base Program Loan Disbursements	
	Set-Aside Disbursements	89
V	Letter of Credit Analysis: Grant Payment Schedule vs. Actual Draws	91
	Letter of Credit Draws FFY 2022	91
VI	Environmental Review and Land Purchase Information Completed During FFY 2022	92
	Awarded During FFY 2022 and Still Pending	
VII	Loan Transactions by Borrower as of September 30, 2022	96
VIII	Projected Principal and Interest Payments for FFY 2023	109
IX	Statement of Net Assets as of June 30, 2022	115
X	Statement of Revenues, Expenses, and Changes in Fund Net Assets as of June 30, 2022	116
XI	Statement of Cash Flows as of June 30, 2022	117
	Notes to Financial Statements	118

FEDERAL FISCAL YEAR

2022

ANNUAL REPORT

INTRODUCTION

The State of South Dakota submits its Annual Report for Federal Fiscal Year (FFY) 2022 (October 1, 2021 through September 30, 2022). This report describes how South Dakota has met the goals and objectives of the Drinking Water State Revolving Fund (SRF) Loan program as identified in the 2022 Intended Use Plan, the actual use of funds, and the financial position of the Drinking Water SRF.

The Annual Report consists of three main sections. The *Executive Summary* section provides an overview of the Drinking Water SRF program and the FFY 2022 activities. The next section addresses the *Goals and Environmental Results* the State of South Dakota identified in its 2022 Intended Use Plan and the steps that have been taken to meet these measures. The *Details of Activities* section provides information on the financial status of the program, the financial assistance provided during FFY 2022 and compliance with the EPA grant and operating agreement conditions.

The Annual Report is followed by a brief history of the Drinking Water SRF program. The program history is followed by the *Drinking Water SRF Loan Portfolio*. The loan portfolio provides information on the interest rates, loan amounts, projects, and loan terms. Exhibits I through VIII provide detailed financial and environmental program information. Exhibits IX, X, and XI are the financial statements of the Drinking Water SRF program prepared by the Department of Agriculture and Natural Resources. Finally, Addendum A is the *Intended Use Plan for Federal Fiscal Year 2023*. The primary purpose of the Intended Use Plan is to outline the proposed use of the funds available to the Drinking Water SRF program.

EXECUTIVE SUMMARY

South Dakota applied for the base program federal capitalization grant of \$11,001,000, the BIL General Supplemental grant of \$17,992,000, the BIL Emerging Contaminant grant of \$7,555,000, and \$1,000,000 of the BIL Lead Service Line Replacement grant. Bond proceeds will be used to match the base capitalization grant (20 percent) and the BIL General Supplemental grant (10 percent).

DRINKING WATER SRF LOANS

The Conservancy District approved 104 loans and one loan amendment to 95 entities totaling \$629,203,413. A breakdown of the loans made during FFY 2022 is detailed in Table 1.

**Table 1
Drinking Water Loans
Federal Fiscal Year 2022**

Recipient	Project Descriptions	Assistance Amount	Rate	Terms Years
Alexandria (DW-01)	Water Distribution Improvements	\$350,000	1.875%	30
Arlington(DW-02)*	Water System Improvements	\$1,267,700	1.875%	30
Aurora-Brule Rural Water System(DW-02)	System Improvements and Expansion	\$4,144,734	1.875%	30
Baltic(DW-04)	Water System Improvements	\$1,206,339	2.125%	30
BDM Rural Water System(DW-02)	Water System Improvements	\$8,006,917	1.875%	30
Bear Butte Valley Water, Inc(DW-02)	Alkali Road Expansion	\$1,115,500	2.125%	30
Belle Fourche(DW-02)	Hat Ranch Well	\$1,760,000	1.625%	30
Beresford(DW-03)	Seventh Street Utility Extension	\$672,000	1.875%	30
Big Sioux Community Water System(DW-04)	Distribution System Improvements	\$17,788,000	2.125%	30
Black Hawk Water User District(DW-04)	Water System Improvements Phase II	\$1,181,600	2.125%	30
Box Elder(DW-03)	Drinking Water Improvements	\$4,333,350	1.625%	30
Box Elder(DW-04)	Drinking Water Improvements September 2022	\$6,630,000	1.625%	30
Brookings(DW-01)	Water Treatment Facility	\$50,963,200	1.875%	30
Brookings-Deuel Rural Water System(DW-04)	Phase Tank Mainline Improvements	\$5,607,560	2.125%	30
Bryant(DW-02)	Drinking Water System Improvements	\$920,000	1.625%	30
Buffalo Gap(DW-01)	Cast Iron and 4-inch PVC Replacement	\$1,147,000	0.00%	30
Butte-Meade Sanitary Water District(DW-03)	Drinking Water Improvements September 2022	\$3,325,000	1.875%	30
Canton(DW-04)	Drinking Water Improvements September 2022	\$1,770,378	1.875%	30
Chamberlain(DW-03)	Water Improvements	\$529,000	1.875%	30
Chancellor(DW-03)	Drinking Water Distribution Improvements Phase 2	\$195,000	1.875%	30
Clark(DW-01)	Drinking Water System Improvements	\$3,315,316	1.875%	30
Clark Rural Water System(DW-02)*	Parallel Mainline Improvements	\$5,068,000	2.125%	30
Clay Rural Water System(DW-06)	Water System Improvements Project	\$10,736,050	2.125%	30

Recipient	Project Descriptions	Assistance Amount	Rate	Terms Years
Colman(DW-05)	Water Distribution Improvements 2022	\$230,400	1.875%	30
Corsica(DW-01)	Water Distribution System Improvements	\$283,500	2.125%	30
Dakota Dunes CID(DW-03)	Water System Improvements	\$429,300	2.00%	20
Davison Rural Water System(DW-01)	Water Distribution Improvements and Meter Upgrade	\$810,385	2.125%	30
Deer Mountain Sanitary District(DW-02)	Water System Construction/Replacement	\$3,001,552	2.125%	30
Dell Rapids(DW-09)	3rd Street Drinking Water Improvements	\$2,136,000	2.125%	30
DeSmet(DW-03)	Water Distribution Improvements 2022	\$2,272,500	1.875%	30
Faith (DW-01)**	New Elevated Water Storage Tank	\$1,391,000	1.875%	30
Fall River Water Users District(DW-05)	Water System Improvements	\$2,915,450	2.125%	30
Flandreau(DW-01)	Water Distribution Improvements 2022	\$2,818,087	1.875%	30
Fort Pierre(DW-01)	Water Storage Tank	\$4,230,684	2.125%	30
Grant-Roberts Rural Water System(DW-02)	Internal System Improvements	\$4,360,400	2.125%	30
Gregory(DW-03)	Water Distribution Improvements	\$2,439,500	0.00%	30
Hanson Rural Water System(DW-02)	Water Distribution Improvements and Meter Upgrade	\$2,356,165	1.625%	30
Harrisburg(DW-04)	Southeastern Water Improvements	\$6,305,000	2.125%	30
Hermosa(DW-03)	Drinking Water Source	\$2,861,956	1.625%	30
High Meadows Water Association, Inc.(DW-01)	Drinking Water Improvements 2022	\$652,000	2.125%	30
Hudson(DW-01)	Water System Improvements	\$831,649	1.625%	30
Humboldt(DW-02)	Water Distribution Improvements	\$425,700	2.125%	30
Irene(DW-04)	Water Tower Improvements	\$303,600	1.625%	30
Joint Well Field, Inc.(DW-02)	New Water Treatment Plant	\$6,592,000	2.125%	30
Kadoka(DW-01)	Poplar Street Drinking Water Improvements	\$448,700	1.875%	30
Kingbrook Rural Water System(DW-10)	2022 System Improvement Project	\$22,850,000	2.125%	30
Lake Preston(DW-02)	Phase 2 Drinking Water Improvements	\$431,825	1.875%	30
Lead-Deadwood Sanitary District(DW-02)	Drinking Water System Improvements	\$2,604,000	1.875%	30
Lennox(DW-06)	Central Basin Improvements Phase 4	\$1,339,200	1.875%	30
Lincoln County Rural Water System(DW-03)	Eastern Distribution System Improvements	\$2,653,700	2.125%	30
Madison(DW-03)	Drinking Water Improvements Segments 1 - 6	\$7,315,950	1.625%	30
Marion(DW-02)	Broadway Avenue Utility Improvements Phase I	\$134,655	1.875%	30
McLaughlin(DW-03)	Drinking Water Improvements September 2022	\$962,396	0.00%	30
Mid-Dakota Rural Water System(DW-06)	Water System Improvements	\$29,467,750	1.875%	30
Miller(DW-05)	Phase IV Water Project	\$1,460,755	1.875%	30
Mina Lake Sanitary District(DW-03)	Water Meter Replacement	\$246,400	1.875%	30
Minnehaha Community Water Corp.(DW-04)	Water Distribution Improvements	\$44,349,000	2.125%	30
Mitchell(DW-06)	Drinking Water System Improvements	\$11,000,000	1.875%	30
Mitchell(DW-07)	Water Distribution Improvements	\$2,840,000	1.875%	30
Mobridge(DW-08)	Drinking Water System Improvements	\$7,123,072	1.875%	30
Newell(DW-03)	Water System Improvements	\$649,400	1.625%	30
North Sioux City(DW-02)	Streeter Drive Water Treatment Plant Expansion	\$5,627,193	2.125%	30
Northville(DW-02)	Drinking Water System Improvements	\$179,758	2.125%	30
Parker(DW-05)	Watermain Improvements Phase 6	\$1,668,150	1.875%	30
Perkins County Rural Water System(DW-03)	Water Storage Tank and Pipeline Improvements	\$4,589,000	1.625%	30
Platte(DW-02)	Drinking Water System Improvements	\$139,547	1.875%	30
Pleasant Valley Homeowners Association(DW-01)	Drinking Water System Improvements September 2022	\$249,000	2.125%	30
Randall Community Water District(DW-02)	Internal System Improvements	\$6,325,375	1.875%	30
Randall Community Water District(DW-03)	Regional Waterline Upgrade	\$38,734,175	1.875%	30
Randall Community Water District(DW-04)	Geddes Consolidation and System Improvements.	\$1,000,000	1.875%	30
Randall Community Water District(DW-05)	Regionalization to Mitchell	\$45,000,000	1.875%	30
Rapid Valley Sanitary District(DW-03)	System Expansion for Service to Box Elder	\$1,679,000	1.625%	30

Recipient	Project Descriptions	Assistance Amount	Rate	Terms Years
Rosholt(DW-01)	Water Tower Construction	\$1,397,500	2.125%	30
Salem(DW-06)	Industrial Area Part 2 Improvements	\$637,650	1.875%	30
Shared Resources(DW-01)	Water Treatment Plant, Storage and Distribution	\$69,983,400	2.125%	30
Sioux Falls(DW-12)	Transmission Redundancy and Well 25 Improvements	\$12,500,000	1.875%	30
Sioux Rural Water System(DW-03)	Water System Improvements	\$3,202,650	2.125%	30
South Lincoln Rural Water System(DW-03)	Water System Improvements	\$10,384,082	2.125%	30
South Lincoln Rural Water System(DW-04)	Water System Improvements	\$11,502,000	2.125%	30
South Shore(DW-01)	Water System Improvements	\$449,000	1.875%	30
Southern Black Hills Water System(DW-01)	Paramount Point to Spring Creek Acres Extension	\$540,000	2.125%	30
Spearfish(DW-02)	Exit 17 Water Tank and Well	\$3,234,000	1.625%	30
Spring/Cow Creek Sanitary District(DW-01)	Water Storage and Infrastructure	\$444,000	2.125%	30
Stratford(DW-01)	Drinking Water Improvements September 2022	\$1,846,000	0.00%	30
Sturgis(DW-05)	Drinking Water Improvements September 2022	\$4,188,000	1.625%	30
Tea(DW-04)*	Hagedorn Water Improvements	\$1,009,280	2.125%	30
Terry Trojan Water Project District(DW-02)	New Storage Tank September 2022	\$757,400	2.125%	30
Timber Lake(DW-01)	Water Distribution and Storage Improvements	\$551,000	1.875%	30
TM Rural Water District(DW-03)	Water System Improvements	\$5,913,600	1.625%	30
Tripp County Water User District(DW-05)	System Wide Improvements	\$9,250,000	0.00%	30
Tyndall(DW-04)	Watermain Replacement	\$1,192,856	1.875%	30
Valley Springs(DW-02)	Drinking Water System Improvements 2022	\$521,168	2.125%	30
Volga(DW-02)	Drinking Water System Improvements	\$1,259,776	2.125%	30
Watertown(DW-02)	Water Treatment Plant Equipment Upgrades	\$699,748	1.875%	30
Watertown(DW-03)	New Well Field Development	\$4,857,300	1.875%	30
Watertown(DW-04)	Cast Iron Main Replacement	\$3,403,610	1.875%	30
Watertown(DW-05)	Watermain Replacement: Mellette and Harmony Hill	\$2,339,050	1.875%	30
WEB Water Development Association(DW-04)	WINS Water System Upgrades	\$39,650,000	1.875%	30
Webster(DW-04)	Water System Improvements - Phase II	\$1,855,956	1.625%	30
Wessington Springs(DW-02)	College Avenue Drinking Water Improvements	\$341,075	1.625%	30
West River/Lyman-Jones Rural Water Sys(DW-03)	Water Distribution and Storage Improvements	\$2,800,000	2.125%	30
Westberry Trails Water Users Association(DW-01)	Drinking Water Improvements September 2022	\$1,177,000	2.125%	30
Weston Heights Sanitary District(DW-01)	New Water Storage Reservoir	\$580,650	2.125%	30
White(DW-01)	Watermain Replacements	\$1,786,189	1.625%	30
Yankton(DW-07)	Water Distribution and Storage Improvements	\$8,202,000	1.875%	30
Total		\$629,203,413		

* De-obligated in full at borrower's request.

**Amendment to prior year award

Disbursements from the program during FFY 2022 totaled \$43,471,051.45. This total includes loan disbursements of \$41,127,096 to the various loan recipients with the balance going for set-asides and other program expenses. See Exhibit IV for a breakdown of all disbursements during FFY 2022.

Since the program was initiated in 1997, 475 loans have been awarded to 195 entities with 23 loans subsequently being rescinded or deobligated in full. The projects associated with 316 loans

are fully constructed or essentially complete and in operation. The following 15 projects initiated operations this past year:

- | | |
|--|--------------------------------------|
| Avon (DW-01) | Groton (DW-05) |
| Black Hawk Water User District (DW-03) | Hermosa (DW-02) |
| Blunt (DW-01) | Kingbrook Rural Water System (DW-08) |
| Burke (DW-02) | Onida (DW-03) |
| Clay Rural Water System (DW-05) | Tea (DW-02) |
| Dell Rapids (DW-08) | Tea (DW-03) |
| Garretson (DW-02) | Valley Springs (DW-01) |
| Garretson (DW-03) | |

The Drinking Water Facilities Funding application incorporates the Capacity Assessment Worksheets for Public Water Systems. The Safe Drinking Water Act requires that a public water system applying for a Drinking Water SRF loan must demonstrate that it has the financial, managerial, and technical capacity to operate its system in full compliance with the Act. All Drinking Water SRF application forms are also available from the department's website at <https://danr.sd.gov/Funding/EnvironmentalFunding/default.aspx>

ADDITIONAL SUBSIDY

Since fiscal year 2010, federal appropriation bills have required that a portion of each capitalization grant be made available as additional subsidy. In addition to the required subsidy amounts, states had the option to provide up to an additional 30 percent of the capitalization grant as additional subsidy to communities meeting the state's criteria of being disadvantaged. With the passage of the Bipartisan Infrastructure Law (BIL) of 2021, additional subsidy requirements for disadvantaged communities were changed beginning with the 2022 capitalization grant. States are now required to provide a minimum of 12 percent, and may provide up to 35 percent, of the capitalization grant as additional subsidy to disadvantaged communities.

The board has chosen to use principal forgiveness as the method to provide the additional subsidy. Municipalities and sanitary districts are required to charge monthly residential water rates of at least \$30 (based on 5,000 gallons usage) to be eligible to receive principal forgiveness. Other applicants are required to charge monthly residential water rates of at least \$55 (based on 7,000 gallons usage) to be eligible for principal forgiveness.

Table 2 summarizes the amounts of principal forgiveness provided through the 2010 - 2022 capitalization grants. Table 3 recaps the projects awarded principal forgiveness in FFY 2022.

**Table 2
Principal Forgiveness Awarded by Capitalization Grant**

Year	Principal Forgiveness for all Borrowers			Disadvantaged-only Principal Forgiveness		
	Minimum	Maximum	Awarded from FY Grant	Minimum	Maximum	Awarded from FY Grant
2010	\$4,071,900	\$13,573,000	\$13,573,000			
2011	\$2,825,400	\$9,418,000	\$9,418,000			
2012	\$1,795,000	\$2,692,500	\$2,692,500			
2013	\$1,684,200	\$2,526,300	\$2,526,300			
2014	\$1,769,000	\$2,653,500	\$2,653,500			
2015	\$1,757,400	\$2,636,100	\$2,636,100			
2016	\$1,662,400	\$1,662,400	\$1,662,400	\$0	\$2,493,600	\$2,493,600
2017	\$1,648,200	\$1,648,200	\$1,648,200	\$0	\$2,472,300	\$2,472,300
2018	\$2,221,400	\$2,221,400	\$2,221,400	\$0	\$3,332,100	\$3,332,100
2019	\$2,220,600	\$2,220,600	\$2,220,600	\$666,180	\$3,886,050	\$3,886,050
2020	\$1,541,540	\$1,541,540	\$1,541,540	\$660,660	\$3,853,850	\$3,853,850
2021	\$1,540,140	\$1,540,140	\$1,474,994	\$660,060	\$3,850,350	\$3,407,629
2022	\$981,120	\$981,120	\$678,502	\$840,960	\$2,452,800	\$0
Totals	\$25,718,300	\$45,314,800	\$44,947,036	\$2,827,860	\$22,341,050	\$19,445,529

**Table 3
Principal Forgiveness Awarded by BIL**

Year	BIL General Supplemental Principal Forgiveness*		BIL Lead Service Line Replacement Principal Forgiveness*		BIL Emerging Contaminants Principal Forgiveness**	
	Required Amount	Awarded from FY Grant	Required Amount	Awarded from FY Grant	Required Amount	Awarded from FY Grant
2022	\$8,816,080	\$4,690,396	\$13,891,500	\$0	\$8,014,000***	\$7,895,000
2023 Est.	\$10,192,000	\$0	\$13,891,500	\$0	\$8,587,000***	\$0
Totals	\$19,008,080	\$4,690,396	\$27,783,000	\$0	\$16,601,000	\$7,895,000

* Principal Forgiveness will only be provided to eligible entities that meet the Disadvantaged Community definition in ARSD 74:05:11(11) and described on page 9 of the IUP.

** At least 25% of these funds must be provided to entities that qualify as a Disadvantaged Community or systems with service populations less than 25,000.

*** Combined total of DWSRF Emerging Contaminant allocation and CWSRF Emerging Contaminant allocation which was transferred to the DWSRF for eligible emerging contaminants projects

Table 4
FFY 2022 Drinking Water SRF Loans Awarded Additional Subsidy

Recipient	Total Assistance Amount	Principal Forgiveness Awarded	Source of Funding
BDM Rural Water System (DW-02)	\$8,006,917	\$507,867	Base and Dis. Adv.
Buffalo Gap (DW-01)	\$1,147,000	\$846,000	BIL Gen. Sup.
Deer Mountain Sanitary District (DW-02)	\$3,001,552	\$428,502	Base
*Faith (DW-01)	\$3,000,000	\$2,040,000	BIL Gen. Sup. And Base Dis. Adv.
McLaughlin (DW-03)	\$962,396	\$557,396	BIL Gen. Sup.
Randall Community Water District (DW-04)	\$1,000,000	\$500,000	BIL Gen. Sup.
Sioux Falls (DW-12)	\$12,500,000	\$7,895,000	BIL EC
Stratford (DW-01)	\$1,846,000	\$1,846,000	BIL Gen. Sup.
Westberry Trails Water Users Association (DW-01)	\$1,177,000	\$250,000	Base
Total	\$32,640,865	\$14,870,765	

***Amendment to prior years Award**

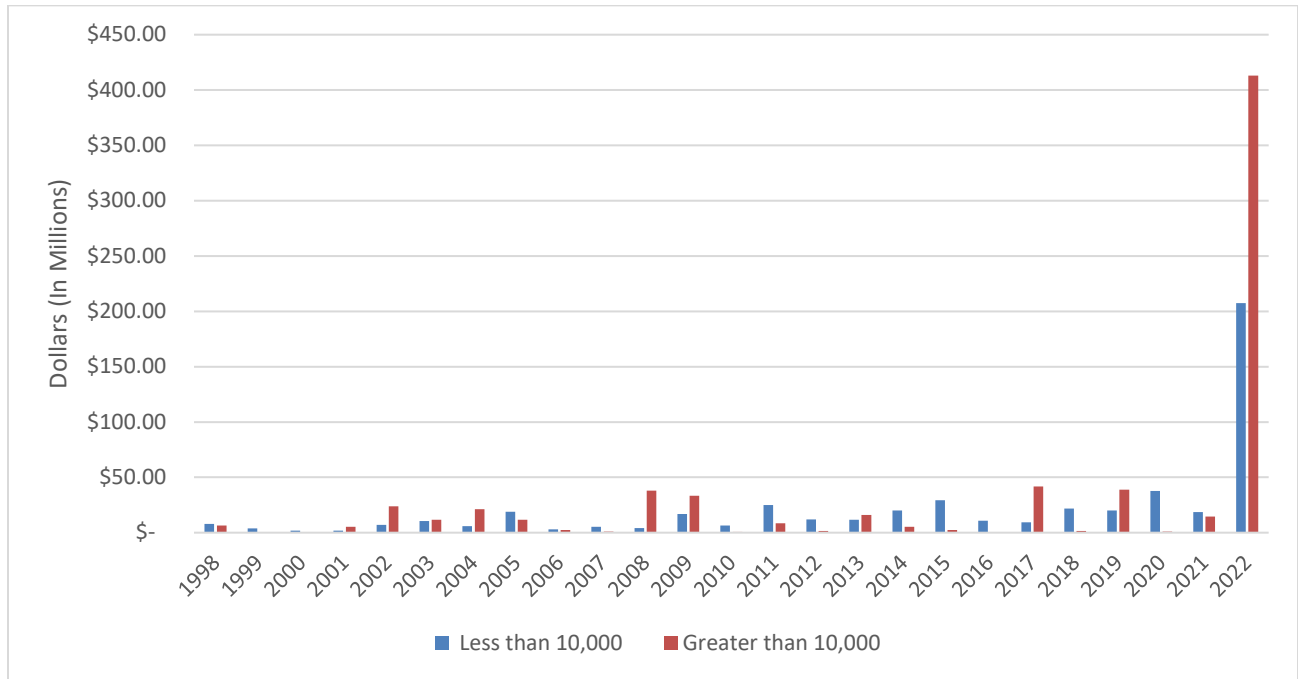
REPAYMENTS

Two-hundred seventeen loans are currently in repayment. Ninety-nine loans have been repaid in full, which includes 24 borrowers that were awarded 100 percent principal forgiveness loans and drew all their funds by September 30, 2022. Repayments equaled \$16,237,932 in FFY 2022 and consisted of \$10,784,970 in principal, \$4,364,384 in interest, and \$1,088,578 in administrative surcharge fees.

ASSISTANCE TO SMALL SYSTEMS

A requirement of the Drinking Water SRF program is that the state use at least 15 percent of all dollars credited to the fund to provide loan assistance to small systems that serve fewer than 10,000 persons. In FFY 2022, \$207,549,465 or 33.5 percent of the binding commitments were made to systems serving less than 10,000. Since the Drinking Water SRF program was initiated, systems serving a population of 10,000 people or fewer have received \$501,890,053 in loan assistance. Of the total funds available to loan, this represents 41.7 percent. Figure 1 shows loans awarded to small systems for FFY 1998 through 2022.

Figure 1
Drinking Water SRF Loan Amounts by Service Population by Fiscal Year



BYPASSED PROJECTS

Table 4 identifies the higher ranked projects on the FFY 2022 priority list that did not receive an SRF loan; the majority of these projects were bypassed because they were not ready to proceed. No projects with higher priority points were denied funding in FFY 2022.

Table 5
Status of High Priority Projects Bypassed
in FFY 2022

Rank/ Priority Points	Community/Public Water System	Reason for Bypassing
1/208	South Dakota Ellsworth Development Authority	Deferred action, project lacked necessary permits to proceed.
3/125	Tripp	The project is still in the planning stage.
7/120	Springfield	The project is still in the planning stage.
12/111	Hot Springs	The project is still in the planning stage.
13/110	Wagner	The project is still in the planning stage.
20/100	WEB	Pursued alternative project scope and source for funding.
29/92	Morristown	Pursued alternative source for funding.

30/90	Rapid City	The project is still in the planning stage.
31/88	Murdo	The project is still in the planning stage.
34/86	Hot Springs	The project is still in the planning stage.
39/77	Brandon	Pursued alternative source for funding.

INTEREST RATES

Interest rates are reviewed periodically to ensure that they are below market rate and are competitive with other funding sources, such as the federal Rural Development program.

The current rates, which were approved in for loans awarded after April 17, 2020 are 1.875 percent for loans with a term of 10 years or less, 2.00 percent with a term greater than 10 years up to 20 years, and 2.125 percent for loans with a term up to 30 years. The term of each loan is at the discretion of the borrower provided that the proposed repayment source produces the required debt service coverage and does not exceed the useful life of the facilities being financed.

Communities that meet the disadvantaged community criteria may receive a Drinking Water SRF loan at an interest rate below the standard rates for other recipients.

The current rates, which were approved in in April 2020 for loans awarded after April 17, 2020 are as follows: for communities with a household income less than the MHI but greater than 80 percent of the MHI are eligible for a 30-year term loan at 1.875 percent interest. Communities with a household income between 60 percent and 80 percent of the MHI are eligible for a 30-year term loan at 1.625 percent interest and a 10-year loan at 1.00 percent interest. An MHI less than 60 percent of the statewide MHI is necessary to be eligible for a 30-year term loan at zero percent interest.

DRINKING WATER SRF NON-PROJECT ACTIVITIES (SET-ASIDES)

The Safe Drinking Water Act authorizes states to set aside funding for certain non- project activities, provided that the amount of that funding does not exceed certain ceilings. Unused set-aside funds are banked for future use, where allowable, or transferred to the project loan account at the discretion of the state and with concurrence from the EPA Regional Administrator. Exhibit IV details the FFY 2022 Drinking Water SRF disbursements. Table 5 recaps the cumulative Drinking Water SRF set-aside status.

**Table 6
Drinking Water Set-Aside Status**

Set-Aside	Allotment 1997-2021	Allotment 2022	Transfer to Loan Fund	Obligated as of 09/30/22	Balance
Administration	\$9,153,906	\$0	\$0	(\$9,153,906)	\$0
Small System Tech Assistance	\$3,707,872	\$0	\$0	(\$3,509,833)	\$198,039
State Program Management	\$2,620,000	\$0	(\$15,700)	(\$2,604,300)	\$0
Local Assistance/Other	\$2,555,880	\$0	(\$1,456,756)	(\$1,099,124)	\$0
Small System Tech Assistance— ARRA	\$390,000	\$0	\$0	(\$390,000)	\$0
TOTAL	\$18,427,658	\$0	(\$1,472,456)	(\$16,757,163)	\$198,039

▪ **Administration**

States may use the greater of 1) \$400,000 per year, 2) 1/5 of a percent of the current valuation of the Drinking Water SRF fund based on the most recent previous year’s audited financial statements, or 3) an amount equal to four percent of the annual capitalization grant.

For the 2022 capitalization grant, \$0 was allocated to administer the Drinking Water SRF program from the Base Capitalization Grant and \$719,680 was allocated from BIL General Supplemental grant. Specific activities funded from this set-aside include the following:

- | | |
|----------------|----------------------------|
| Staff salaries | Overhead |
| Travel | Trustee expenses |
| Bond counsel | Other administrative costs |
| Benefits | |

During FFY 2022, \$563,004 was disbursed for administrative expenses from previous and current year grant set-aside allotments.

▪ **Small System Technical Assistance**

The Drinking Water SRF program continues to provide technical assistance to public water systems serving 10,000 people or fewer through the Small System Technical Assistance Set-Aside. The objectives of this funding are to bring non-complying systems into compliance, to improve operations of water systems, and to facilitate

completion of small systems’ capacity assessments and access to the Drinking Water SRF program.

The Small Community Planning Grant program was initiated in 2001 to encourage proactive planning by small communities. Grants are available to communities of 2,500 or fewer to assist in preparing a water system engineering study. Participating systems are reimbursed 80 percent of the cost of the study, up to a maximum of \$8,000. Table 6 provides a list of the small community public water systems that received awards in 2022 through the Small Community Planning Grant program.

**Table 7
Small System Technical Assistance FFY 202**

Sponsor	Type of Study	Amount
Aurora	Drinking Water Engineering Study	\$8,000
Buffalo Gap	Drinking Water Engineering Study	\$8,000
Garretson	Drinking Water Engineering Study	\$8,000
Henry	Drinking Water Engineering Study	\$8,000
Herreid	Drinking Water Engineering Study	\$8,000
High Meadows Water Association, Inc.	Drinking Water Engineering Study	\$8,000
North Brookings Sanitary and Water District	Drinking Water Engineering Study	\$8,000
Pleasant Valley Homeowners Association	Drinking Water Engineering Study	\$8,000
Raymond	Drinking Water Engineering Study	\$8,000
Shirttail Gulch Homeowners Association	Drinking Water Engineering Study	\$8,000
Stratford	Drinking Water Engineering Study	\$8,000
Wessington	Drinking Water Engineering Study	\$8,000
TOTAL		\$96,000

The South Dakota Association of Rural Water Systems continues to provide on-site assistance such as leak detection, consumer confidence reports, water audits, board training, treatment plant operations, operator table, and rate analysis. During FFY 2022, the Association provided 1,389 hours of on-site small system technical assistance.

The capitalization grant allows for a maximum allocation of two percent of the capitalization grant for continued technical assistance for South Dakota communities. The allocation from the base capitalization grant was not set aside in FFY 2022, however, \$359,840 was set-aside from the BIL General Supplemental grant.

▪ **State Program Management**

The state may use up to 10 percent of its allotment to (1) administer the state Public

Water System Supervision (PWSS) program; (2) administer or provide technical assistance through water protection programs, including the Class V portion of the Underground Injection Control program; (3) develop and implement a capacity development strategy; and (4) develop and implement an operator certification program. The Water Infrastructure Improvements for the Nation (WIIN) Act removed the requirement for an additional dollar-for-dollar match of capitalization grant funds provided for these activities.

Insufficient federal funds have been allocated from the Performance Partnership Grant for South Dakota's PWSS program to complete all tasks and activities identified in the workplan. No additional funds were set aside in FFY 2022.

▪ **Local Assistance and other state programs**

In FFY 2018, Midwest Assistance Program (MAP) was awarded a \$300,000, three-year contract for technical, financial, and managerial capacity evaluations, and on January 7, 2021 the contract was extended for another three years to end January 31, 2024. The contract was partially funded by \$75,000 of the Local Assistance set aside from the FFY 2022 Drinking Water capitalization grant. In FFY 2022, MAP assisted 66 communities with drinking water technical, financial, and managerial capacity assessments in conjunction with the Department's Drinking Water program.

ADMINISTRATIVE SURCHARGE

The board continued to provide assistance for the preparation of applications and on-going loan administration activities. In June of 2021, the district entered into new joint powers agreement contracts with the state's six planning districts and will receive up to \$10,500 per loan for application and loan administration duties and \$1,600 per project for Davis-Bacon wage rate verification and certification. The 2022 Intended Use Plan allocated \$525,000 for the planning districts' joint powers agreement.

Beginning in FFY 2013, administrative surcharge fees have been used for operator certification training. These funds replaced the funding provided for operator training through the EPA Expense Reimbursement Grant which has expired. In FFY 2022, \$75,000 was allocated for this purpose, and 463 operators were provided training.

The board continued to offer grants to assist very small systems in violation of the Safe Drinking Water Act to come into compliance. These funds will be limited to community systems with 50 or less connections and not-for-profit, non-transient, non-community water systems. Funds will be provided for infrastructure projects as 100 percent grants up to a maximum of \$50,000 and for total project costs less than \$100,000. There were no Very Small System Compliance grants awarded in FFY 2022.

BOND ISSUE

There were no bonds issued in FFY 2022.

GOALS AND ENVIRONMENTAL RESULTS

The following goals were developed for the FFY 2022 Intended Use Plan. The short-term goals support the implementation of the program's long-term goals. The long-term goals provide a framework that guides management decisions for the Drinking Water SRF program.

Short-Term Goal

GOAL: To fully capitalize the fund.

As of September 30, 2022, South Dakota had provided loans totaling \$1,202,160,224. At the end of the year, South Dakota has made binding commitments to fully utilize all of its capitalization awards and associated state matching funds.

Long-Term Goals

GOAL: To fully capitalize the fund.

The state has received and obligated each capitalization grant in the required time period and has had state match moneys available for each capitalization grant. As of September 30, 2022, South Dakota had made binding commitments to fully utilize all of its capitalization awards and associated state matching funds.

GOAL: To ensure that the state's drinking water supplies remain safe and affordable, to ensure that the systems are operated and maintained, and to promote economic well-being.

The state has awarded 475 loans to 195 entities to assist with construction or refinancing of drinking water projects. Since the Drinking Water SRF program began in 1997, the state has set aside \$3,707,872 to be used to provide technical assistance to public water systems serving 10,000 people or less.

To date, \$2,555,880 has been set aside for capacity development and \$4,300 for supplemental operator training. An additional \$2,600,000 has been set aside for the PWSS Program.

Since 2013, \$750,000 of administrative fees have been allocated to help provide operator certification training for drinking water systems.

Environmental Results

Effective January 1, 2005, EPA required states to establish program activity measures (outcomes) in its Intended Use Plan to receive the federal capitalization grant. Progress related to these measures is to be reported in the annual report. The specific measures and the results are as follows:

- 1. For fiscal year 2022, the goal of the Drinking Water SRF program was to maintain the fund utilization rate at or above 90 percent.**

As of September 30, 2022, the state had made loans totaling \$1,202,160,224. The amount of funds (capitalization grants, state match, leveraged bonds, repayments, and interest earnings) totaled \$630,352,987. This results in a fund utilization rate of 92.7 percent.

- 2. For fiscal year 2022, the goal was to maintain the construction pace at 80 percent or higher.**

As of September 30, 2022, \$526,460,538 had been disbursed to loan recipients, and loans totaling \$584,168,941 had been closed. This results in a construction pace of 90.1 percent.

- 3. For fiscal year 2022, the goal of the Drinking Water SRF program was to fund 110 loans, totaling \$902 million.**

In FFY 2022, 104 loans and one loan amendment totaling \$629,203,413 were awarded.

- 4. For fiscal year 2022, it was estimated that 19 projects would initiate operations.**

In FFY 2022, 15 projects initiated operation.

- 5. For fiscal year 2022, it was estimated that 10 Small Community Planning Grants would be awarded to small systems to evaluate the system's infrastructure needs.**

In FFY 2022, 12 Small Community Planning Grants were awarded to small systems to evaluate infrastructure needs.

- 6. For FFY 2022, it was estimated that the South Dakota Association of Rural Water Systems would provide 1,400 hours of technical assistance to small systems.**

The South Dakota Association of Rural Water Systems provided 1,389 hours of technical assistance to small systems in FFY 2022.

DETAILS OF ACTIVITIES

Fund Financial Status

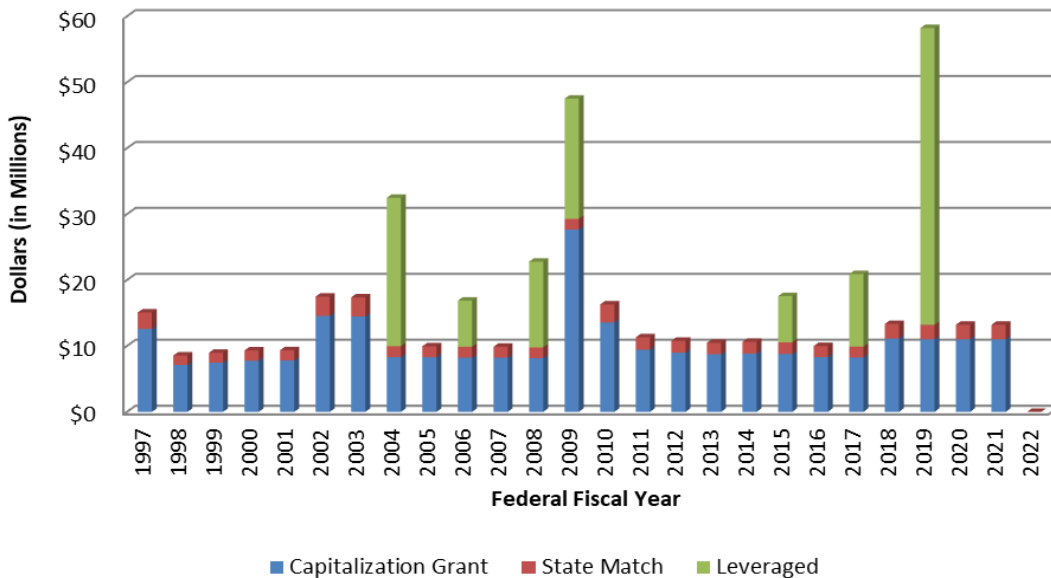
Sources of Funds: During FFY 2022, funding from the following sources became available for award under the Drinking Water SRF program in addition to prior year funds:

FFY 2022 Federal Capitalization grant	\$0
FFY 2022 State match	\$0
Principal repayments *	\$7,015,563
Interest payments *	\$1,553,602
TOTAL	\$8,569,165

* Amount transferred to cumulative excess accounts and available to loan

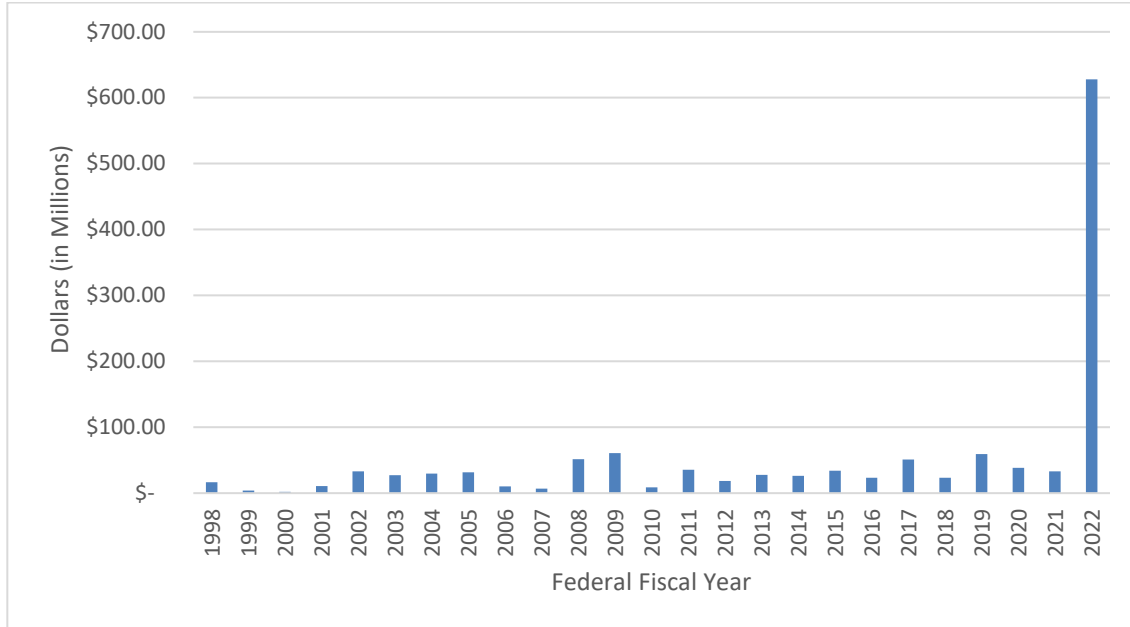
Annual amounts of Capitalization grants, state match and periodic leveraged bond funds are shown in Figure 2.

FIGURE 2
Source of State Revolving Funds by Year



Binding Commitments: In order to provide financial assistance for drinking water projects, the state made 104 binding commitments and one loan amendment totaling \$629,203,413. Exhibit I details the Drinking Water SRF binding commitments made during FFY 2022. Figure 3 shows binding commitments by year since the inception of the program.

FIGURE 3
Binding Commitments by Year



Revenues and Expenses: Fund revenues consisted of capitalization grants, administrative expense surcharge payments, and interest earned on loans, investments, and other non-operating revenues. In state fiscal year 2022 (July 1, 2021 through June 30, 2022) these revenues totaled \$18,949,918. Fund expenses included administration expenditures, interest payable on bonds, and the amortization of each bond’s issuance costs. These expenses totaled \$10,793,188. The Statement of Revenues, Expenses, and Changes in Fund Net Assets is shown on Exhibit X.

Disbursements and Guarantees: There were no loan guarantees during FFY 2022.

Findings and Recommendations of the Annual Audit and EPA Oversight Review: The state revolving fund programs were audited by the South Dakota Department of Legislative Audit for state fiscal year 2022 (July 1, 2021, through June 30, 2022), and the audit reports were issued on October 14, 2022. The audit did not contain any written findings or recommendations for the Drinking Water SRF Program.

Region VIII conducted its annual oversight review of the South Dakota Drinking Water SRF program. Final reports for EPA’s annual review were received on September 30, 2022, and there were no recommendations.

Assistance Activity

Exhibits I through VIII illustrate the assistance activity of the Drinking Water SRF in FFY 2022 and projected loan repayments for FFY 2023.

- Exhibit I Recipients by population category that received Drinking Water SRF loans during FFY 2022.
- Exhibit II The assistance amount provided to each project by needs category.
- Exhibit III Source of Drinking Water SRF funds by fiscal year.
- Exhibit IV The loan draws and administrative disbursements for FFY 2022.
- Exhibit V The estimated and actual cash disbursement schedule from the federal Letter of Credit for FFY 2022. The estimated schedule was established by the state and EPA through the annual capitalization grant application process.
- Exhibit VI The environmental review and land purchase information for the loans made in FFY 2022.
- Exhibit VII The cumulative report showing loan transactions by borrower through September 30,2022.
- Exhibit VIII The projected principal and interest payments for FFY 2023.

Provisions of the Operating Agreement/Conditions of the Grant

The State of South Dakota agreed to 25 conditions in the Operating Agreement and Capitalization Grant Agreement. The following 21 conditions have been met and need no further description:

1. Enact legislation to establish Drinking Water SRF
2. Comply with all applicable state statutes and regulations
3. Allocate adequate personnel and resources to Drinking Water SRF program
4. Agreement to accept payments
5. Cash draws for Drinking Water SRF program separate
6. Provide state match
7. Deposit of all funds into Drinking Water SRF account
8. Establish fiscal controls and accounting procedures in accordance with Generally Accepted Accounting Principles
9. Annual audit
10. Loan covenants
11. Timely and expeditious use of funds
12. Project priority list additions and modifications
13. Annual revision of the intended use plan

14. Reports on the actual use of funds
15. Conduct environmental reviews
16. Set-asides will be identified each year
17. Compliance with specific Title I requirements
 - A. Authority to ensure new systems demonstrate technical, managerial, and financial capability
 - B. Funds provided only to systems with technical, managerial, and financial capability
 - C. Operator certification
18. Privately-owned systems may receive funding
19. Disadvantaged communities
20. Transfers between Clean Water SRF Program and Drinking Water SRF Program
21. Prior to executing binding commitments on Drinking Water SRF projects, the Regional Administrator must certify project compliance with Title VI of the Civil Rights Act. All loan recipients submitted project certification forms (EPA 4700- 4) to DANR, but the department was notified in FY 2003 that it no longer needs to submit these forms to EPA for concurrence.

The following conditions are described in detail below:

- **Compliance with all applicable federal cross-cutting authorities, including the establishment of Minority Business Enterprise (MBE)/Women’s Business enterprise (WBE) goals and submission of MBE/WBE Utilization reports.**

The state and EPA have agreed on “fair share” goals of 1 percent MBE and 4 percent WBE. The actual MBE/WBE participation achieved during FFY 2022 was 0.00 percent MBE and 0.31 percent WBE.

- **The state must use \$2,200,200 of the funds provided by the FFY 2022 base capitalization grant for additional subsidy. Disadvantaged communities were eligible for additional subsidy in the form of principal forgiveness, a minimum of 12 percent or \$840,960, and up to an additional 35 percent of the FFY 2022 base capitalization grant or \$2,452,800. Additional principal forgiveness funding provided by the FFY 2022 Bipartisan Infrastructure Law (BIL) allotments is also required. Those amounts are shown in Table 3**

Funds have been awarded to recipients to fully allocate all available FFY 2021 principal forgiveness. The FFY 2022 grants were not awarded prior to September 30, 2022.

- **Davis-Bacon Wage Rate Requirements**

The state contracts with the six planning districts to monitor Davis-Bacon wage rate requirements for all entities with the exception of Sioux Falls, which provides its own reporting.

- **Reporting subawards as required by the Federal Financial Accountability and Transparency Act (FFATA)**

The state met the reporting requirements of FFATA with regard to the FFY 2021 capitalization grant. The FFATA requirements of the FFY 2022 must be met within two years after receipt of the grant. As of September 30, 2022, the capitalization grant had not been awarded.

2023 Intended Use Plan

The Annual Report contains the 2023 Intended Use Plan as approved by the Board of Water and Natural Resources on November 3, 2022, and is shown in Addendum A.



SOUTH DAKOTA

DRINKING WATER

STATE REVOLVING FUND

LOAN PROGRAM HISTORY



INITIATION OF THE PROGRAM

The Drinking Water State Revolving Fund (SRF) Loan program is a low interest loan program to finance drinking water projects. Funds are provided to the state in the form of capitalization grants awarded annually through the United States Environmental Protection Agency (EPA). The federal capitalization grants are matched by state funds at a ratio of 5 to 1.

The program was federally authorized by the Safe Drinking Water Act Amendments of 1996. The state authorized the loan program in 1994 in anticipation of federal action. EPA provided the final guidance for the Drinking Water SRF program on February 28, 1997. The South Dakota Conservancy District, acting in its capacity as the Board of Water and Natural Resources (the board), conducted a public hearing on April 15, 1997, to adopt formal administrative rules for the program.

The board conducted a public hearing on May 28, 1997, to adopt the 1997 Intended Use Plan. The State of South Dakota submitted an Operating Agreement and Capitalization Grant application for FFY 1997 in August of that year and received EPA approval on September 23, 1997. South Dakota's Drinking Water SRF program was the fourth in the nation to be approved by EPA.

CAPITALIZATION GRANTS

South Dakota's Drinking Water SRF program has received federal capitalization grants totaling \$240,067,298 through September 30, 2022. This includes the 2002 and 2003 Clean Water SRF Capitalization Grants that were transferred to the Drinking Water SRF Program. In order to receive each of the capitalization grants, the federal grant must be matched with state funds equal to 20 percent of each grant. To meet this requirement, state appropriations, SRF administrative surcharge fees, and revenue bonds have provided the required \$48,013,460 state matching funds. Exhibit III shows the total amount of capitalization grants and state match by year. In addition to the base capitalization grant, the program received \$19,500,000 in American Recovery and Reinvestment Act funds, for which no match was required.

STATE MATCHING FUNDS

The Safe Drinking Water Act amendments allowed states to defer the state match of the 1997 capitalization grant until September 30, 1999. South Dakota deferred its match until program bonds were issued in 1998. For the 1998 capitalization grant, the source of the state match had to be identified at the time of the grant application in December 1997. The 1997 state appropriation of \$1,424,260 was utilized to match the 1998 capitalization grant.

The first program bonds were issued for state match purposes in June 1998. To date, \$36,779,720 in state match bonds have been issued for state match. Table 7 recaps the state match bond issues. Additionally, \$9,463,140 Drinking Water administrative surcharge fees have been used for state match. The administrative surcharge fees are structured as a component of the interest rate paid by the Drinking Water SRF borrowers.

Table 8
Drinking Water State Revolving Fund Program
Bond and Note Issues

Series	Match	Refund	Leveraged	True	Bond Ratings	
				Interest	Moody's	S & P
				Cost		
1998	\$6,450,000			4.85%	A1	
2001	\$5,270,000			4.87%	Aa1	
2004	\$5,001,620		\$22,503,662	4.48%	Aaa	AAA
2005	\$1,670,500		\$7,000,414	4.36%	Aaa	AAA
2008	\$4,887,600		\$13,000,000	**	VMIG-1	A-1+
2009*			\$18,221,624	0.584%	MIG-1	SP-1+
2010*		\$18,221,624		0.35%	MIG-1	SP-1+
2010A		\$12,801,699		3.394%	Aaa	AAA
2010B		\$26,447,224		3.588%	Aaa	AAA
2012A		\$29,991,648		2.416%	Aaa	AAA
2012B		\$3,537,954		2.822%	Aaa	AAA
2014A	\$5,000,000			1.69%	Aaa	AAA
2014B			\$7,000,000	3.02%	Aaa	AAA
2017A	\$8,500,000	\$832,626		2.10%	Aaa	AAA
2017B		\$4,711,213	\$11,006,792	2.80%	Aaa	AAA
2018			\$45,009,585	3.37%	Aaa	AAA
		\$36,779,720	\$96,543,988	\$123,742,077		

* Bond Anticipation Notes

**Multi-modal variable rate issue

Initial Pricing March 2008: 2.35% in effect until August 1, 2008

Rate Reset on August 1, 2008: 1.90% in effect until February 1, 2009

Rate Reset on February 1, 2009: 1.00% in effect until August 1, 2009

Rate Reset on August 1, 2009: 0.70% in effect until February 1, 2010

Rate Reset on February 1, 2010: 0.34% in effect until August 1, 2010

Rate Reset on August 1, 2010: 0.40% in effect until February 1, 2011 redemption date

LEVERAGED PROGRAM BONDS AND NOTES

The Conservancy District has the ability to issue revenue bonds and notes above the amount required for state match to leverage additional funds for the programs. Leveraged bonds for the Drinking Water SRF program were issued in 2004, 2005, 2008, 2014, 2017, and 2018. The Series 2005 bonds initially provided \$14,500,000 of leveraged funds for the Drinking Water SRF program. Subsequently, the District transferred \$7,500,000 of leveraged bond proceeds to the Clean Water SRF program (see Table 8).

In August 2009, the Series 2009 Bond Anticipation Notes provided \$18,221,624 in leverage funds for the program. The cumulative amount of leveraged bonds and notes for the Drinking Water SRF program is \$123.7 Million. Table 7 recaps the state leveraged bonds and notes.

TRANSFERS BETWEEN PROGRAMS

In federal fiscal years 2002 and 2003, because of the demand on the Drinking Water program, the Clean Water SRF capitalization grants and state match were transferred to the Drinking Water SRF program (see Table 8). These grants amounted to \$12,978,600, with a corresponding state match of \$2,595,720. In 2006, \$7,500,000 of the Series 2005 Drinking Water bond proceeds were transferred to the Clean Water program to meet demand, and in 2011, \$10,000,000 of repayment funds were transferred to the Clean Water program.

Table 9
Transfers between Clean Water SRF and Drinking Water SRF Programs

From	To	Date of Transfer	Capitalization Grant	State Match	Bonds/ Repayment Transferred	Total
Clean Water SRF	Drinking Water SRF	09/2002	\$6,510,800	\$1,302,160		\$7,182,960
Clean Water SRF	Drinking Water SRF	05/2003	\$6,467,800	\$1,293,560		\$7,761,360
Drinking Water SRF	Clean Water SRF	03/2006			\$7,500,000	\$7,500,000
Drinking Water SRF	Clean Water SRF	05/2011			\$10,000,000	\$10,000,000

OTHER FUNDS

The Drinking Water SRF program is intended to revolve in perpetuity. As borrowers repay their loans, the principal repayments are used to pay debt service on leveraged bonds. Excess repayments are then available to be loaned out to other communities. The first use of principal repayment for a loan was in 1999. The interest repaid by borrowers and investment earnings are dedicated to pay debt service on state match bonds. The excess interest (unrestricted cumulative interest) is then available to be loaned out to other communities. When the federal capitalization grants cease, all loans will be made from these sources. The first loan from unrestricted cumulative excess interest earnings was made in 2008.

TRUSTEE

The trustee manages and invests all funds and accounts for the Drinking Water SRF program, issues amortization schedules, disburses loan funds, and receives all loan repayments. The First National Bank in Sioux Falls was the trustee since the onset of the program in 1997. On September 2, 2016, the First National Bank in Sioux Falls provided the department with written notice of its intent to terminate its consultant contract as trustee. U.S. Bank, National Association began serving as trustee on April 24, 2017. Effective June 23, 2022 US Bank National Association was succeeded by US Bank Trust Company, National Association.

BOND COUNSEL

Alzheimer & Gray served as bond counsel for the Series 1998A and Series 2001 Drinking Water State Revolving Fund Program Bonds. In July 2003, Alzheimer & Gray law firm dissolved, and Perkins Coie LLP was retained to serve as bond counsel. Perkins Coie served as bond counsel for the Series 2004, 2005, 2008, 2010, 2012, 2014, 2017, and 2018 bond issues and 2009 and 2010 bond anticipation notes.

UNDERWRITER

Piper Jaffray served as underwriter for the Series 1998A Drinking Water State Revolving Fund Program Bonds. Dougherty and Company served as underwriter for the Series 2001 bonds. UBS Financial Services served as underwriter for the Series 2004 and Series 2005 State Revolving Fund Program Bonds. Wachovia Bank, National Association was selected as underwriter and remarketing agent for the Series 2008 bonds. Piper Jaffray & Company was selected through a competitive bid process as the underwriter for the Series 2009 Bond Anticipation Notes, and J.P. Morgan Securities L.L.C was chosen through a competitive bid process as the underwriter for the Series 2010 Bond Anticipation Notes.

In October 2010, a request for proposals was circulated for investment banking services. Three firms were retained to provide investment banking services through December 2013. For the 2010 Series Bonds, J.P. Morgan served as the book running senior manager and Piper Jaffray & Co. and Wells Fargo Securities, N.A. served as co-senior manager and co-manager, respectively. For the Series 2012 bonds, Wells Fargo Securities served as lead underwriter, with Piper Jaffray and Company and J.P. Morgan serving as co-managers.

In June 2014, a request for proposals was circulated for investment banking services. Two firms were selected to provide investment banking service until October 8, 2017. J.P. Morgan served as lead underwriter on the 2014 issue and Wells Fargo Securities served as co- manager. Wells Fargo Securities served as lead underwriter on the 2017 issue and J.P. Morgan served as co-manager.

In July 2018, a request for proposals was circulated for investment banking services. Three firms were selected to provide investment banking services until September 30,2021. Citigroup Global Markets, Inc. acted as lead underwriter for the 2018 issue with J.P Morgan Securities, LLC and Bank of America Merrill Lynch serving as co-managers.

FINANCIAL ADVISOR

In September 2003, PFM Financial Advisors, LLC (formerly Public Financial Management, Inc.) was retained to provide financial services related to the SRF programs. PFM prepares program cash flow models that assist in the rating and sale of the District's bonds, assesses the financial impacts of transfers between the Clean Water and Drinking Water programs, maintenance of SRF funds in perpetuity, and short- and long-term effects of refunding some or all of the District's outstanding debt. PFM Financial Advisors prepares a capacity model designed to evaluate the impacts to current

and future lending capacity considering factors including loan terms, loan rates, leveraging the programs and various methods by which required state matching funds may be provided. PFM Financial Advisors also provides guidance regarding TIPRA compliance and maintaining the SRF fund in perpetuity.

INVESTMENT MANAGER

The Board of Water and Natural Resources authorized distribution of a Request for Proposals for an Investment Manager for the SRF programs in January 2013. On March 11, 2013, the board selected PFM Asset Management as the investment manager to direct the investment of certain SRF program funds. The contract with PFM Asset Management expired March 31, 2019, and the board chose to discontinue utilizing PFM Asset Management's services. A new investment manager is not expected to be retained in the near future, and investments will be directed by staff.

EPA REGION VIII

Region VIII of the Environmental Protection Agency oversees the Drinking Water State Revolving Fund Loan program. EPA assists the state in securing capitalization grants and guides the Conservancy District in its administration of the program.

DRINKING WATER

STATE REVOLVING FUND

LOAN PORTFOLIO

Table 10
Drinking Water SRF Loans
Active Loans 2022

Sponsor	Binding Commitment Date	Rate	Term (Years)	Original Binding Commitment Amount	Final Award Amount
Aberdeen (DW-03)	06/29/2012	3.00%	20	\$1,040,000	\$1,040,000
Alexandria (DW-01)	04/13/2022	1.875%	30	\$350,000	\$350,000
Aurora-Brule Rural Water System (DW-02)	04/13/2022	1.875%	30	\$4,144,734	\$4,144,734
Avon (DW-01)	03/29/2019	2.50%	20	\$174,000	\$174,000
Baltic (DW-01)	06/27/2002	3.50%	20	\$250,000	\$250,000
Baltic (DW-03)	03/30/2012	3.00%	20	\$457,000	\$420,922
Baltic (DW-04)	04/13/2022	2.125%	30	\$1,206,339	\$1,206,339
BDM Rural Water System (DW-02)	04/13/2022	1.875%	30	\$8,006,917	\$8,006,917
Bear Butte Valley Water, Inc. (DW-02)	04/13/2022	2.125%	30	\$1,115,500	\$1,115,500
Belle Fourche (DW-01)	01/05/2017	2.25%	20	\$265,000	\$265,000
Belle Fourche (DW-02)	09/29/2022	1.625%	30	\$1,760,000	\$1,760,000
Beresford (DW-01)	03/30/2012	3.00%	30	\$916,040	\$916,040
Beresford (DW-02)	03/28/2014	3.00%	30	\$745,000	\$698,784
Beresford (DW-03)	04/13/2022	1.875%	30	\$672,000	\$672,000
Big Sioux Community Water System (DW-02)	03/28/2014	3.00%	15	\$900,000	\$767,616
Big Sioux Community Water System (DW-03)	03/27/2015	3.00%	20	\$1,014,000	\$1,002,209
Big Sioux Community Water System (DW-04)	04/13/2022	2.125%	30	\$17,788,000	\$17,788,000
Black Hawk Water User District (DW-02)	01/03/2008	3.25%	20	\$1,142,000	\$1,066,674
Black Hawk Water User District (DW-03)	06/27/2019	2.50%	20	\$3,810,000	\$3,810,000
Black Hawk Water User District (DW-04)	06/23/2022	2.125%	30	\$1,181,600	\$1,181,600
Blunt (DW-01)	01/03/2020	2.25%	20	\$657,000	\$657,000
Bonesteel (DW-01)	03/28/2013	2.25%	30	\$2,043,000	\$1,939,847
Box Elder (DW-01)	03/25/2011	3.00%	20	\$3,562,950	\$2,511,877
Box Elder (DW-02)	06/27/2019	2.25%	20	\$1,742,000	\$1,742,000
Box Elder (DW-03)	04/13/2022	1.625%	30	\$4,333,350	\$4,333,350
Box Elder (DW-04)	09/29/2022	1.625%	30	\$6,630,000	\$6,630,000
Brandon (DW-03)	06/25/2020	2.125%	30	\$5,687,000	\$5,687,000
Bridgewater (DW-01)	06/23/2016	2.25%	30	\$121,000	\$121,000
Bridgewater (DW-02)	03/27/2018	1.00%	10	\$243,000	\$210,363
Bristol (DW-02)	03/28/2014	3.00%	30	\$1,979,000	\$1,785,113
Brookings (DW-01)	04/13/2022	1.875%	30	\$50,963,200	\$50,963,200
Brookings-Deuel Rural Water System (DW-01)	01/06/2005	3.25%	30	\$1,200,000	\$1,002,464
Brookings-Deuel Rural Water System (DW-02)	06/23/2005	3.25%	30	\$1,750,000	\$1,750,000
Brookings-Deuel Rural Water System (DW-03)	03/31/2016	2.25%	10	\$250,000	\$250,000
Brookings-Deuel Rural Water System (DW-04)	04/13/2022	2.125%	30	\$5,607,560	\$5,607,560
Bryant (DW-02)	04/13/2022	1.625%	30	\$920,000	\$920,000

Sponsor	Binding Commitment Date	Rate	Term (Years)	Original Binding Commitment Amount	Final Award Amount
Buffalo Gap (DW-01)	09/29/2022	0.00%	30	\$1,147,000	\$1,147,000
Buffalo (DW-01)	03/27/2015	2.25%	30	\$1,695,000	\$1,695,000
Burke (DW-01)	01/05/2006	2.50%	30	\$115,600	\$115,600
Burke (DW-02)	06/25/2020	1.625%	30	\$540,000	\$540,000
Butte-Meade Sanitary Water District (DW-01)	06/24/2011	2.25%	10	\$396,700	\$257,668
Butte-Meade Sanitary Water District (DW-02)	06/28/2018	2.25%	20	\$413,000	\$402,687
Butte-Meade Sanitary Water District (DW-03)	09/29/2022	1.875%	30	\$3,325,000	\$3,325,000
B-Y Water District (DW-02)	03/31/2017	2.50%	30	\$4,700,000	\$4,151,654
Canistota (DW-01)	03/27/2009	3.00%	30	\$426,460	\$426,460
Canistota (DW-02)	03/28/2014	3.00%	30	\$1,095,000	\$1,095,000
Canistota (DW-03)	06/23/2016	3.00%	30	\$96,000	\$96,000
Canistota (DW-04)	06/24/2021	1.875%	30	\$667,000	\$667,000
Canton (DW-01)	01/10/2003	3.50%	20	\$500,000	\$500,000
Canton (DW-02)	03/27/2015	3.00%	30	\$1,550,000	\$1,550,000
Canton (DW-03)	03/31/2016	3.00%	30	\$760,000	\$760,000
Canton (DW-04)	09/29/2022	1.875%	30	\$1,770,378	\$1,770,378
Castlewood (DW-01)	03/25/2021	1.875%	30	\$800,000	\$800,000
Centerville (DW-01)	03/25/2004	3.25%	30	\$870,000	\$870,000
Chamberlain (DW-01)	03/27/2008	3.25%	20	\$276,500	\$276,500
Chamberlain (DW-02)	08/26/2009	3.00%	20	\$1,000,000	\$873,704
Chamberlain (DW-03)	06/23/2022	1.875%	30	\$529,000	\$529,000
Chancellor (DW-01)	09/22/2005	3.25%	30	\$230,000	\$205,948
Chancellor (DW-02)	03/25/2021	1.875%	30	\$2,188,000	\$2,188,000
Chancellor (DW-03)	05/17/2022	1.875%	30	\$195,000	\$195,000
Clark (DW-01)	04/13/2022	1.875%	30	\$3,315,316	\$3,315,316
Clark Rural Water System (DW-01)	03/27/2018	2.00%	30	\$2,950,000	\$2,950,000
Clay Rural Water System (DW-01)	06/23/2005	3.25%	30	\$4,331,000	\$4,331,000
Clay Rural Water System (DW-05)	04/27/2020	2.125%	30	\$2,185,000	\$2,185,000
Clay Rural Water System (DW-06)	04/13/2022	2.125%	30	\$10,736,050	\$10,736,050
Clear Lake (DW-01)	12/10/1998	3.00%	30	\$565,000	\$540,637
Colman (DW-02)	03/30/2012	3.00%	30	\$439,008	\$434,528
Colman (DW-03)	03/28/2013	3.00%	30	\$1,600,000	\$1,600,000
Colman (DW-04)	03/31/2016	3.00%	30	\$500,000	\$462,362
Colman (DW-05)	06/23/2022	1.875%	30	\$230,400	\$230,400
Colonial Pine Hills Sanitary District (DW-01)	01/31/2002	3.50%	20	\$659,000	\$636,108
Colonial Pine Hills Sanitary District (DW-02)	07/23/2009	3.00%	20	\$1,003,608	\$1,003,608
Colonial Pine Hills Sanitary District (DW-03)	06/29/2012	3.00%	20	\$705,000	\$705,000
Colonial Pine Hills Sanitary District (DW-04)	01/08/2015	3.00%	20	\$400,000	\$400,000
Colton (DW-01)	06/27/2002	3.50%	30	\$681,720	\$632,455
Colton (DW-02)	03/25/2011	3.00%	20	\$191,100	\$181,156

Sponsor	Binding Commitment Date	Rate	Term (Years)	Original Binding Commitment Amount	Final Award Amount
Colton (DW-03)	01/05/2012	2.25%	10	\$210,740	\$156,434
Colton (DW-04)	03/31/2017	2.50%	30	\$1,343,000	\$1,335,664
Conde (DW-01)	03/31/2016	2.25%	30	\$2,333,000	\$2,333,000
Corsica (DW-01)	04/13/2022	1.875%	30	\$283,500	\$283,500
Corson Village Sanitary District (DW-01)	07/23/2009	3.00%	20	\$601,735	\$581,364
Cresbard (DW-01)	03/25/2021	0.00%	0	\$2,000,000	\$2,000,000
Crooks (DW-02)	03/27/2018	2.50%	30	\$1,214,000	\$1,214,000
Dakota Dunes CID (DW-02)	01/08/2015	3.00%	20	\$1,600,000	\$1,512,103
Dakota Dunes CID (DW-03)	06/23/2022	2.00%	20	\$429,300	\$429,300
Davison Rural Water System (DW-01)	04/13/2022	2.125%	30	\$810,385	\$810,385
Deer Mountain Sanitary District (DW-01)	06/25/2020	2.125%	30	\$2,174,000	\$2,174,000
Deer Mountain Sanitary District (DW-02)	09/29/2022	2.125%	30	\$3,001,552	\$3,001,552
Dell Rapids (DW-01)	03/28/2003	3.50%	20	\$621,000	\$621,000
Dell Rapids (DW-02)	01/05/2006	3.25%	20	\$162,263	\$162,263
Dell Rapids (DW-03)	09/24/2010	3.00%	20	\$531,835	\$428,698
Dell Rapids (DW-04)	01/05/2012	2.25%	10	\$300,000	\$300,000
Dell Rapids (DW-05)	06/29/2012	3.00%	20	\$897,000	\$866,931
Dell Rapids (DW-06)	03/31/2016	3.25%	30	\$705,000	\$703,719
Dell Rapids (DW-07)	03/27/2018	2.50%	30	\$2,486,000	\$2,486,000
Dell Rapids (DW-08)	04/27/2020	2.125%	30	\$926,000	\$926,000
Dell Rapids (DW-09)	04/13/2022	2.125%	30	\$2,136,000	\$2,136,000
DeSmet (DW-01)	08/26/2009	2.25%	30	\$258,000	\$258,000
DeSmet (DW-02)	04/27/2020	1.875%	30	\$565,000	\$565,000
DeSmet (DW-03)	06/23/2022	1.875%	30	\$2,272,500	\$2,272,500
Doland (DW-01)	06/24/2011	3.00%	30	\$1,762,200	\$1,642,867
Dupree (DW-01)	09/27/2012	2.25%	30	\$163,500	\$163,500
Eagle Butte (DW-01)	09/27/2012	0.00%	10	\$593,000	\$588,581
Eagle Butte (DW-02)	09/27/2012	0.00%	30	\$1,244,000	\$1,244,000
Eagle Butte (DW-03)	03/28/2013	0.00%	30	\$520,000	\$520,000
Eagle Butte (DW-04)	11/06/2014	0.00%	30	\$725,000	\$725,000
Edgemont (DW-01)	06/25/2015	0.00%	30	\$1,890,000	\$1,890,000
Edgemont (DW-02)	06/22/2017	0.00%	30	\$700,000	\$700,000
Edgemont (DW-03)	01/07/2021	0.00%	20	\$637,000	\$637,000
Elk Point (DW-02)	06/25/2004	3.25%	20	\$570,000	\$570,000
Elk Point (DW-04)	06/26/2008	3.25%	20	\$564,000	\$539,449
Elk Point (DW-05)	07/23/2009	3.00%	20	\$1,179,500	\$798,040
Elk Point (DW-06)	06/23/2016	3.25%	30	\$564,000	\$564,000
Elk Point (DW-07)	01/03/2020	2.50%	30	\$495,000	\$495,000
Elkton (DW-01)	03/29/2019	2.75%	30	\$2,000,000	\$2,000,000
Elkton (DW-02)	03/25/2021	2.125%	30	\$2,587,000	\$2,587,000

Sponsor	Binding Commitment Date	Rate	Term (Years)	Original Binding Commitment Amount	Final Award Amount
Emery (DW-01)	06/25/2015	3.00%	30	\$1,585,000	\$466,303
Faith (DW-01)	03/25/2021	1.875%	30	\$3,000,000	\$3,000,000
Fall River Water Users District (DW-01)	12/09/1999	3.00%	30	\$759,000	\$759,000
Fall River Water Users District (DW-02)	11/09/2001	2.50%	30	\$400,000	\$260,958
Fall River Water Users District (DW-05)	06/23/2022	2.125%	30	\$2,915,450	\$2,915,450
Faulkton (DW-02)	01/07/2011	3.00%	30	\$511,725	\$499,185
Flandreau (DW-01)	06/23/2022	1.875%	30	\$2,818,087	\$2,818,087
Florence (DW-01)	06/25/2015	3.25%	30	\$688,000	\$688,000
Florence (DW-02)	06/25/2015	3.25%	30	\$567,000	\$567,000
Fort Pierre (DW-01)	09/29/2022	2.125%	30	\$4,230,684	\$4,230,684
Garretson (DW-01)	06/27/2002	3.50%	30	\$1,261,060	\$1,102,147
Garretson (DW-02)	06/22/2017	2.50%	30	\$639,500	\$639,500
Garretson (DW-03)	04/27/2020	2.125%	30	\$458,500	\$458,500
Gayville (DW-01)	11/30/2010	3.00%	30	\$900,000	\$900,000
Grant-Roberts Rural Water System (DW-01)	03/28/2013	3.00%	30	\$4,500,000	\$3,323,473
Grant-Roberts Rural Water System (DW-02)	04/13/2022	2.125%	30	\$4,360,400	\$4,360,400
Gregory (DW-01)	04/12/2002	2.50%	30	\$380,000	\$347,580
Gregory (DW-02)	01/07/2011	2.25%	30	\$685,080	\$551,691
Gregory (DW-03)	04/13/2022	0.00%	30	\$2,439,500	\$2,439,500
Grenville (DW-01)	06/28/2018	2.00%	30	\$352,000	\$352,000
Groton (DW-05)	03/29/2019	2.75%	30	\$1,798,000	\$1,798,000
Groton (DW-06)	03/25/2021	2.125%	30	\$1,326,000	\$1,326,000
Hanson Rural Water System (DW-01)	08/26/2009	3.00%	20	\$840,000	\$754,341
Hanson Rural Water System (DW-02)	04/13/2022	1.625%	30	\$2,356,165	\$2,356,165
Harrisburg (DW-02)	03/30/2007	3.25%	20	\$1,714,327	\$1,291,925
Harrisburg (DW-03)	09/25/2008	3.25%	20	\$2,090,000	\$1,753,441
Harrisburg (DW-04)	04/13/2022	2.125%	30	\$6,305,000	\$6,305,000
Hartford (DW-02)	01/10/2003	3.50%	20	\$800,957	\$800,957
Hartford (DW-03)	01/06/2005	3.25%	20	\$1,123,556	\$1,123,556
Hermosa (DW-02)	03/31/2017	2.00%	30	\$199,000	\$134,500
Hermosa (DW-03)	06/23/2022	1.625%	30	\$2,861,956	\$2,861,956
High Meadows Water Association, Inc (DW-01)	09/26/2022	2.125%	30	\$652,000	\$652,000
Hot Springs (DW-01)	09/24/2010	3.00%	20	\$1,636,000	\$1,636,000
Hudson (DW-01)	05/17/2022	1.625%	30	\$831,649	\$831,649
Humboldt (DW-01)	06/22/2006	3.25%	20	\$520,000	\$481,773
Humboldt (DW-02)	04/13/2022	2.125%	30	\$425,700	\$425,700
Huron (DW-01)	06/27/2002	3.50%	20	\$4,000,000	\$4,000,000
Huron (DW-02)	08/26/2009	3.00%	20	\$619,684	\$478,407
Huron (DW-03)	09/24/2010	3.00%	30	\$1,098,900	\$592,073
Ipswich (DW-01)	06/25/2009	3.00%	30	\$1,245,000	\$1,245,000

Sponsor	Binding Commitment Date	Rate	Term (Years)	Original Binding Commitment Amount	Final Award Amount
Irene (DW-02)	03/28/2014	3.00%	30	\$1,546,000	\$1,223,326
Irene (DW-03)	06/27/2019	2.25%	30	\$1,191,000	\$1,191,000
Irene (DW-04)	04/13/2022	1.625%	30	\$303,600	\$303,600
Joint Well Field, Inc. (DW-01)	03/25/2021	2.125%	30	\$5,523,000	\$5,523,000
Joint Well Field, Inc. (DW-02)	04/13/2022	2.125%	30	\$6,592,000	\$6,592,000
Kadoka (DW-01)	04/13/2022	1.875%	30	\$448,700	\$448,700
Keystone (DW-01)	03/25/2004	3.25%	20	\$762,000	\$630,212
Kingbrook Rural Water System (DW-01)	04/13/2000	0.00%	30	\$475,000	\$474,204
Kingbrook Rural Water System (DW-02)	01/06/2005	3.25%	30	\$2,115,000	\$2,115,000
Kingbrook Rural Water System (DW-03)	03/30/2005	3.25%	20	\$3,324,000	\$3,136,677
Kingbrook Rural Water System (DW-04)	06/22/2006	3.25%	20	\$2,350,000	\$2,315,622
Kingbrook Rural Water System (DW-05)	01/10/2014	3.00%	20	\$540,000	\$540,000
Kingbrook Rural Water System (DW-07)	06/27/2019	2.25%	30	\$1,645,000	\$1,645,000
Kingbrook Rural Water System (DW-08)	06/25/2020	1.625%	30	\$836,500	\$836,500
Kingbrook Rural Water System (DW-09)	03/25/2021	1.625%	30	\$360,000	\$360,000
Kingbrook Rural Water System (DW-10)	04/13/2022	2.125%	30	\$22,850,000	\$22,850,000
Lake Norden (DW-01)	03/27/2018	2.00%	20	\$1,477,000	\$1,477,000
Lake Norden (DW-02)	04/27/2020	1.625%	20	\$1,345,000	\$736,033
Lake Norden (DW-03)	03/25/2021	1.625%	30	\$2,019,000	\$2,019,000
Lake Preston (DW-01)	04/27/2020	1.875%	30	\$2,610,000	\$2,610,000
Lake Preston (DW-02)	04/13/2022	1.875%	30	\$431,825	\$431,825
Langford (DW-01)	06/22/2017	0.00%	30	\$386,000	\$386,000
Langford (DW-02)	01/03/2020	0.00%	30	\$570,000	\$466,217
Lead (DW-04)	03/28/2014	3.00%	20	\$939,000	\$896,101
Lead-Deadwood Sanitary District (DW-02)	06/23/2022	1.875%	30	\$2,604,000	\$2,604,000
Lennox (DW-01)	06/16/2004	3.25%	30	\$2,000,000	\$2,000,000
Lennox (DW-02)	03/30/2012	3.00%	20	\$712,431	\$712,431
Lennox (DW-03)	06/22/2017	2.25%	30	\$912,000	\$912,000
Lennox (DW-04)	09/26/2019	2.75%	30	\$375,000	\$362,278
Lennox (DW-05)	06/24/2021	1.875%	30	\$868,000	\$868,000
Lennox (DW-06)	04/13/2022	1.875%	30	\$1,339,200	\$1,339,200
Leola (DW-01)	06/28/2018	2.00%	30	\$1,891,000	\$1,891,000
Lincoln County Rural Water System (DW-01)	01/31/2002	3.50%	20	\$1,200,000	\$1,079,170
Lincoln County Rural Water System (DW-02)	09/26/2019	2.75%	30	\$750,000	\$750,000
Lincoln County Rural Water System (DW-03)	04/13/2022	2.125%	30	\$2,653,700	\$2,653,700
Madison (DW-03)	04/13/2022	1.625%	30	\$7,315,950	\$7,315,950
Marion (DW-01)	04/27/2020	1.875%	30	\$1,235,000	\$1,235,000
Marion (DW-02)	06/23/2022	1.875%	30	\$134,655	\$134,655
Martin (DW-01)	09/25/2003	2.50%	30	\$920,000	\$917,901
Martin (DW-02)	03/31/2017	2.00%	30	\$633,000	\$440,525

Sponsor	Binding Commitment Date	Rate	Term (Years)	Original Binding Commitment Amount	Final Award Amount
McLaughlin (DW-01)	06/25/2004	2.50%	30	\$350,000	\$350,000
McLaughlin (DW-02)	06/24/2011	2.25%	30	\$4,151,050	\$3,805,869
McLaughlin (DW-03)	09/29/2022	0.00%	30	\$962,396	\$962,396
Mellette (DW-01)	08/27/2009	3.00%	30	\$271,780	\$271,780
Mid-Dakota Rural Water System (DW-03)	06/24/2011	3.00%	30	\$2,979,054	\$2,979,054
Mid-Dakota Rural Water System (DW-04)	06/29/2012	3.00%	30	\$719,000	\$644,786
Mid-Dakota Rural Water System (DW-05)	01/08/2015	3.00%	15	\$2,535,000	\$2,535,000
Mid-Dakota Rural Water System (DW-06)	04/13/2022	1.875%	30	\$29,467,750	\$29,467,750
Midland (DW-01)	06/23/2016	2.25%	30	\$225,000	\$205,530
Milbank (DW-01)	09/22/2005	2.50%	30	\$4,741,000	\$4,460,294
Miller (DW-02)	03/31/2016	3.00%	30	\$2,112,000	\$2,112,000
Miller (DW-03)	03/31/2017	2.25%	30	\$1,099,000	\$1,099,000
Miller (DW-04)	03/28/2019	2.25%	30	\$400,000	\$400,000
Miller (DW-05)	04/13/2022	1.875%	30	\$1,460,755	\$1,460,755
Mina Lake Sanitary District (DW-02)	06/25/2009	3.00%	20	\$567,390	\$490,398
Mina Lake Sanitary District (DW-03)	04/13/2022	1.875%	30	\$246,400	\$246,400
Minnehaha Community Water Corp. (DW-01)	06/27/2002	3.50%	20	\$6,500,000	\$6,022,816
Minnehaha Community Water Corp. (DW-03)	01/07/2021	2.125%	30	\$7,510,000	\$7,510,000
Minnehaha Community Water Corp. (DW-04)	04/13/2022	2.125%	30	\$44,349,000	\$44,349,000
Mitchell (DW-01)	10/12/2000	4.00%	20	\$6,000,000	\$2,850,115
Mitchell (DW-02)	08/26/2009	3.00%	20	\$2,360,000	\$1,956,237
Mitchell (DW-03)	09/27/2018	2.25%	20	\$1,028,000	\$1,000,944
Mitchell (DW-04)	01/03/2019	2.25%	20	\$690,000	\$690,000
Mitchell (DW-05)	06/24/2021	1.875%	30	\$1,175,000	\$1,175,000
Mitchell (DW-06)	01/06/2022	1.875%	30	\$11,000,000	\$11,000,000
Mitchell (DW-07)	04/13/2022	1.875%	30	\$2,840,000	\$2,840,000
Mobridge (DW-06)	06/29/2012	2.25%	30	\$1,212,000	\$1,212,000
Mobridge (DW-07)	01/10/2014	2.25%	30	\$400,000	\$369,526
Mobridge (DW-08)	06/23/2022	1.875%	30	\$7,123,072	\$7,123,072
Montrose (DW-01)	03/25/2011	3.00%	30	\$893,000	\$862,825
Montrose (DW-02)	03/29/2019	2.25%	30	\$187,000	\$187,000
New Underwood (DW-01)	06/25/2009	3.00%	20	\$175,500	\$169,299
Newell (DW-01)	08/26/2009	2.25%	30	\$829,500	\$714,774
Newell (DW-02)	03/30/2012	1.25%	10	\$266,250	\$230,952
Newell (DW-03)	06/23/2022	1.625%	30	\$649,400	\$649,400
Niche Sanitary District (DW-01)	06/29/2012	2.25%	30	\$315,000	\$315,000
Nisland (DW-01)	12/13/2001	0.00%	30	\$350,000	\$350,000
North Sioux City (DW-01)	04/27/2020	2.125%	30	\$2,700,000	\$2,700,000
North Sioux City (DW-02)	05/17/2022	2.125%	30	\$5,627,193	\$5,627,193
Northville (DW-01)	07/23/2009	3.00%	20	\$203,460	\$186,804

Sponsor	Binding Commitment Date	Rate	Term (Years)	Original Binding Commitment Amount	Final Award Amount
Northville (DW-02)	05/17/2022	2.125%	30	\$179,758	\$179,758
Oelrichs (DW-01)	03/27/2018	2.25%	30	\$447,000	\$447,000
Onida (DW-01)	09/26/2014	3.00%	20	\$905,000	\$905,000
Onida (DW-02)	03/31/2017	2.25%	20	\$950,000	\$950,000
Onida (DW-03)	06/27/2019	2.75%	30	\$750,000	\$750,000
Parker (DW-01)	09/23/2004	3.25%	20	\$730,000	\$730,000
Parker (DW-02)	06/22/2006	3.25%	20	\$300,000	\$209,541
Parker (DW-03)	03/27/2009	3.00%	20	\$554,200	\$554,200
Parker (DW-04)	06/22/2017	2.25%	30	\$697,000	\$689,522
Parker (DW-05)	04/13/2022	1.875%	30	\$1,668,150	\$1,668,150
Perkins County Rural Water System (DW-02)	03/31/2016	2.25%	30	\$1,722,000	\$1,543,611
Perkins County Rural Water System (DW-03)	04/13/2022	1.625%	30	\$4,589,000	\$4,589,000
Piedmont (DW-01)	03/25/2011	3.00%	20	\$1,404,000	\$1,404,000
Pierpont (DW-01)	06/24/2011	3.00%	30	\$551,200	\$544,908
Pierre (DW-03)	01/03/2019	2.50%	30	\$36,850,000	\$36,850,000
Pine Cliff Park Water & Mtce Inc. (DW-01)	03/31/2017	2.25%	20	\$348,000	\$283,933
Plankinton (DW-01)	06/24/2011	3.00%	30	\$1,765,000	\$1,442,083
Platte (DW-02)	04/13/2022	1.875%	30	\$139,574	\$139,574
Pleasant Valley Homeowners Association (DW-01)	09/29/2022	2.125%	30	\$249,000	\$249,000
Randall Community Water District (DW-01)	06/27/2019	2.25%	30	\$4,600,000	\$4,600,000
Randall Community Water District (DW-02)	04/13/2022	1.875%	30	\$6,325,375	\$6,325,375
Randall Community Water District (DW-03)	06/23/2022	1.875%	30	\$38,734,175	\$38,734,175
Randall Community Water District (DW-04)	09/29/2022	1.875%	30	\$1,000,000	\$1,000,000
Randall Community Water District (DW-05)	09/29/2022	1.875%	30	\$45,000,000	\$45,000,000
Rapid City (DW-02)	07/23/2009	3.00%	20	\$6,000,000	\$6,000,000
Rapid City (DW-03)	06/26/2014	3.00%	20	\$4,626,000	\$4,626,000
Rapid Valley Sanitary District (DW-02)	09/27/2012	3.00%	20	\$500,000	\$414,367
Rapid Valley Sanitary District (DW-03)	09/29/2022	1.625%	30	\$1,679,000	\$1,679,000
Redfield (DW-02)	06/23/2005	2.50%	30	\$342,755	\$228,823
Roscoe (DW-01)	03/29/2019	2.50%	30	\$644,000	\$644,000
Roscoe (DW-02)	03/25/2021	1.875%	30	\$622,000	\$622,000
Rosholt (DW-01)	06/23/2022	2.125%	30	\$1,397,500	\$1,397,500
Saint Lawrence (DW-01)	04/27/2020	2.125%	30	\$1,148,000	\$1,148,000
Salem (DW-02)	06/23/2005	3.25%	20	\$348,540	\$328,966
Salem (DW-03)	06/28/2007	3.25%	30	\$1,345,000	\$1,345,000
Salem (DW-04)	03/31/2017	2.25%	30	\$302,000	\$302,000
Salem (DW-06)	04/13/2022	1.875%	30	\$637,650	\$637,650
Scotland (DW-01)	03/28/2003	2.50%	30	\$340,000	\$235,172
Shared Resources (DW-01)	04/13/2022	2.125%	30	\$69,983,400	\$69,983,400
Sioux Falls (DW-12)	09/29/2022	1.875%	30	\$12,500,000	\$12,500,000

Sponsor	Binding Commitment Date	Rate	Term (Years)	Original Binding Commitment Amount	Final Award Amount
Sioux Rural Water System (DW-01)	03/27/2015	3.00%	20	\$2,515,000	\$2,515,000
Sioux Rural Water System (DW-02)	03/27/2018	2.25%	20	\$9,821,000	\$9,821,000
Sioux Rural Water System (DW-03)	04/13/2022	2.125%	30	\$3,202,650	\$3,202,650
South Lincoln Rural Water System (DW-02)	01/07/2011	3.00%	30	\$476,500	\$476,500
South Lincoln Rural Water System (DW-03)	04/13/2022	2.125%	30	\$10,384,082	\$10,384,082
South Lincoln Rural Water System (DW-04)	09/29/2022	2.125%	30	\$11,502,000	\$11,502,000
South Shore (DW-01)	05/17/2022	1.875%	30	\$449,000	\$449,000
Southern Black Hills Water System (DW-01)	04/13/2022	2.125%	30	\$540,000	\$540,000
Spearfish (DW-01)	01/04/2013	2.25%	10	\$3,254,000	\$3,254,000
Spearfish (DW-02)	06/23/2022	1.625%	30	\$3,234,000	\$3,234,000
Spring/Cow Creek Sanitary District (DW-01)	04/13/2022	2.125%	30	\$444,000	\$444,000
Springfield (DW-01)	06/25/2020	0.00%	0	\$2,000,000	\$2,000,000
Stratford (DW-01)	09/29/2022	0.00%	0	\$1,846,000	\$1,846,000
Sturgis (DW-04)	03/30/2012	3.00%	20	\$2,200,000	\$2,035,893
Sturgis (DW-05)	09/29/2022	1.625%	30	\$4,188,000	\$4,188,000
Tabor (DW-01)	03/28/2013	3.00%	30	\$1,530,000	\$1,488,130
TC&G Water Association (DW-01)	06/25/2015	2.25%	30	\$1,485,000	\$1,485,000
Tea (DW-01)	03/30/2007	3.25%	20	\$2,263,723	\$2,263,723
Tea (DW-02)	09/24/2020	2.125%	30	\$2,700,000	\$2,700,000
Tea (DW-03)	03/25/2021	2.125%	30	\$790,000	\$790,000
Terry Trojan Water Project District (DW-01)	01/05/2017	2.25%	20	\$812,000	\$812,000
Terry Trojan Water Project District (DW-02)	09/29/2022	2.125%	30	\$757,400	\$757,400
Timber Lake (DW-01)	04/13/2022	1.875%	30	\$551,000	\$551,000
TM Rural Water District (DW-01)	06/24/2011	3.00%	30	\$1,084,750	\$1,081,299
TM Rural Water District (DW-03)	04/13/2022	1.625%	30	\$5,913,600	\$5,913,600
Trail West Sanitary District (DW-01)	09/22/2011	3.00%	20	\$1,651,000	\$1,607,626
Tripp County Water User District (DW-01)	11/14/2002	2.50%	30	\$3,500,000	\$3,500,000
Tripp County Water User District (DW-02)	11/14/2002	0.00%	30	\$148,000	\$131,469
Tripp County Water User District (DW-04)	03/28/2014	2.25%	30	\$11,750,000	\$11,750,000
Tripp County Water User District (DW-05)	04/13/2022	0.00%	30	\$9,250,000	\$9,250,000
Tulare (DW-01)	01/03/2019	0.00%	0	\$1,145,000	\$1,145,000
Tyndall (DW-02)	11/09/2001	2.50%	30	\$861,000	\$861,000
Tyndall (DW-03)	03/27/2015	2.25%	30	\$1,570,000	\$1,429,827
Tyndall (DW-04)	04/13/2022	1.875%	30	\$1,192,856	\$1,192,856
Valley Springs (DW-01)	04/27/2020	2.125%	30	\$1,603,000	\$1,594,474
Valley Springs (DW-02)	06/23/2022	2.125%	30	\$521,168	\$521,168
Vermillion (DW-02)	06/27/2002	3.50%	20	\$1,510,000	\$1,507,552
Vermillion (DW-03)	09/22/2005	2.50%	20	\$3,772,500	\$3,693,216
Vermillion (DW-04)	03/25/2011	2.25%	20	\$1,532,000	\$1,438,541
Viborg (DW-01)	03/27/2008	3.25%	20	\$249,775	\$104,491

Sponsor	Binding Commitment Date	Rate	Term (Years)	Original Binding Commitment Amount	Final Award Amount
Viborg (DW-02)	11/30/2010	3.00%	30	\$847,000	\$847,000
Viborg (DW-03)	06/23/2016	0.00%	30	\$606,000	\$507,038
Volga (DW-01)	04/27/2020	2.125%	30	\$3,700,000	\$3,700,000
Volga (DW-02)	04/13/2022	2.125%	30	\$1,259,776	\$1,259,776
Wagner (DW-01)	06/22/2006	0.00%	30	\$750,000	\$750,000
Wagner (DW-02)	06/28/2007	0.00%	30	\$175,000	\$175,000
Wakonda (DW-01)	03/31/2016	3.00%	30	\$1,378,000	\$1,256,831
Watertown (DW-02)	06/23/2022	1.875%	30	\$699,748	\$699,748
Watertown (DW-03)	06/23/2022	1.875%	30	\$4,857,300	\$4,857,300
Watertown (DW-04)	06/23/2022	1.875%	30	\$3,403,610	\$3,403,610
Watertown (DW-05)	06/23/2022	1.875%	30	\$2,339,050	\$2,339,050
Waubay (DW-01)	03/31/2006	2.50%	30	\$750,000	\$750,000
WEB Water Development Association (DW-04)	09/29/2022	1.875%	30	\$39,650,000	\$39,650,000
Webster (DW-03)	04/27/2020	1.625%	30	\$5,031,000	\$5,031,000
Webster (DW-04)	04/13/2022	1.625%	30	\$1,855,956	\$1,855,956
Wessington Springs (DW-01)	03/27/2015	2.25%	30	\$209,000	\$150,313
Wessington Springs (DW-02)	04/13/2022	1.625%	30	\$341,075	\$341,075
West River/Lyman-Jones Rural Water System (DW-03)	04/13/2022	2.125%	30	\$2,800,000	\$2,800,000
Westberry Trails Water Users Association (DW-01)	09/29/2022	2.125%	30	\$1,177,000	\$1,177,000
Weston Heights Sanitary District (DW-01)	06/23/2022	2.125%	30	\$580,650	\$580,650
White (DW-01)	05/17/2022	1.625%	30	\$1,786,189	\$1,786,189
White Lake (DW-01)	03/28/2013	2.25%	30	\$362,000	\$362,000
Winner (DW-01)	06/28/2013	2.25%	30	\$450,000	\$372,437
Wolsey (DW-01)	06/23/2005	3.25%	20	\$263,000	\$227,950
Wolsey (DW-02)	09/27/2007	3.25%	20	\$162,300	\$162,300
Wolsey (DW-03)	04/27/2020	1.625%	30	\$326,000	\$326,000
Woodland Hills Sanitary District (DW-01)	06/28/2013	3.00%	20	\$780,000	\$780,000
Woodland Hills Sanitary District (DW-02)	03/27/2015	3.00%	20	\$481,000	\$481,000
Woonsocket (DW-01)	08/27/2009	3.00%	30	\$720,000	\$720,000
Worthing (DW-01)	06/26/2003	3.50%	20	\$288,000	\$288,000
Worthing (DW-02)	03/30/2012	3.00%	20	\$301,227	\$277,094
Yankton (DW-01)	11/09/2001	3.50%	20	\$3,460,000	\$3,460,000
Yankton (DW-02)	06/28/2007	3.25%	20	\$1,100,000	\$896,975
Yankton (DW-03)	03/27/2009	3.00%	20	\$3,000,000	\$2,542,146
Yankton (DW-04)	03/27/2009	3.00%	20	\$2,200,000	\$2,200,000
Yankton (DW-05)	09/27/2013	3.00%	30	\$12,850,000	\$12,850,000
Yankton (DW-06)	03/31/2017	2.25%	30	\$37,000,000	\$37,000,000
Yankton (DW-07)	04/13/2022	1.875%	20	\$8,202,000	\$8,202,000
Total of Active Loans (Open or in Repayment)				\$1,056,426,566	\$1,038,691,491

Fully Repaid Drinking Water SRF Loans 2022

Sponsor	Binding Commitment Date	Rate	Term (Years)	Original Binding Commitment Amount	Final Award Amount
Aberdeen (DW-01A)	03/28/2003	3.50%	20	\$9,460,000	\$9,460,000
Aberdeen (DW-01B)	01/08/2004	3.50%	20	\$7,300,000	\$7,024,258
Aberdeen (DW-02)	07/23/2009	2.25%	10	\$1,750,000	\$1,330,118
Arlington (DW-01)	06/25/2009	0.00%	0	\$100,000	\$100,000
Aurora-Brule Rural Water System (DW-01)	03/27/2009	0.00%	0	\$500,000	\$500,000
Baltic (DW-02)	06/25/2009	2.25%	10	\$165,000	\$163,446
BDM Rural Water System (DW-01)	04/12/2002	3.50%	20	\$536,000	\$280,251
Big Stone City (DW-01)	07/22/1998	5.25%	20	\$600,000	\$570,000
Big Stone City (DW-02)	06/26/2003	3.50%	20	\$240,000	\$139,873
Black Hawk Water User District (DW-01)	03/26/1998	5.25%	20	\$500,000	\$500,000
Bowdle (DW-01)	06/25/2009	0.00%	0	\$150,000	\$150,000
Brandon (DW-01)	11/13/1998	4.75%	15	\$1,950,000	\$1,877,375
Britton (DW-01)	04/25/2001	4.50%	20	\$320,000	\$320,000
Bryant (DW-01)	01/13/2000	3.00%	30	\$142,000	\$142,000
Clay Rural Water System (DW-02)	06/25/2009	3.00%	30	\$846,300	\$844,968
Clay Rural Water System (DW-03)	06/24/2010	3.00%	30	\$2,208,000	\$2,205,570
Clay Rural Water System (DW-04)	09/22/2011	2.00%	3	\$1,369,758	\$1,369,758
Colman (DW-01)	03/30/2012	2.25%	10	\$182,000	\$167,260
Crooks (DW-01)	06/25/2004	3.25%	20	\$302,900	\$133,510
Custer (DW-01)	01/10/2003	3.50%	20	\$800,000	\$800,000
Dakota Dunes CID (DW-01)	06/27/2002	3.50%	20	\$908,000	\$376,962
Delmont (DW-01)	06/26/2008	2.50%	30	\$185,000	\$158,461
Delmont (DW-02)	09/24/2010	0.00%	0	\$90,000	\$90,000
Elk Point (DW-01)	01/31/2002	3.50%	20	\$220,000	\$220,000
Elk Point (DW-03)	06/22/2006	3.25%	20	\$218,000	\$114,441
Eureka (DW-01)	09/28/2006	0.00%	10	\$135,000	\$133,681
Eureka (DW-02)	06/25/2009	0.00%	0	\$200,000	\$200,000
Fall River Water Users District (DW-03)	03/27/2009	0.00%	0	\$612,000	\$612,000
Fall River Water Users District (DW-04)	06/25/2009	0.00%	0	\$750,000	\$750,000
Faulkton (DW-01)	03/27/2009	0.00%	0	\$500,000	\$500,000
Gettysburg (DW-01)	06/14/2001	4.50%	20	\$565,000	\$565,000
Groton (DW-01)	03/28/2003	3.50%	20	\$440,000	\$440,000
Groton (DW-02)	06/25/2004	3.25%	20	\$365,900	\$308,945
Groton (DW-03)	06/25/2009	0.00%	0	\$272,000	\$231,315
Harrisburg (DW-01)	10/12/2000	5.00%	20	\$525,000	\$525,000
Hartford (DW-01)	04/13/2000	5.00%	20	\$185,000	\$185,000
Hermosa (DW-01)	12/10/1998	5.00%	20	\$300,000	\$300,000

Sponsor	Binding Commitment Date	Rate	Term (Years)	Original Binding Commitment Amount	Final Award Amount
Highmore (DW-01)	03/28/2014	3.00%	30	\$395,000	\$267,038
Hill City (DW-01)	08/26/2009	3.00%	30	\$402,200	\$336,903
Hisega Meadows Water, Inc. (DW-01)	06/29/2012	3.00%	20	\$487,500	\$487,500
Hisega Meadows Water, Inc. (DW-02)	09/26/2014	3.00%	20	\$273,000	\$249,923
Hoven (DW-01)	09/24/2010	0.00%	0	\$750,000	\$750,000
Hoven (DW-02)	01/08/2015	0.00%	0	\$264,750	\$264,750
Irene (DW-01)	06/22/2000	5.00%	20	\$145,000	\$127,126
Lead (DW-01)	07/27/2000	4.50%	10	\$192,800	\$192,800
Lead (DW-02)	01/06/2005	3.25%	30	\$205,800	\$192,549
Lead (DW-03)	08/26/2009	3.00%	20	\$1,020,000	\$784,987
Lead-Deadwood San District (DW-01)	06/24/1998	5.25%	20	\$2,700,000	\$2,683,957
Madison (DW-01)	05/14/1998	5.00%	15	\$2,372,000	\$2,372,000
Menno (DW-01)	09/22/2011	2.25%	10	\$157,000	\$157,000
Mid-Dakota Rural Water System (DW-01)	03/27/2009	2.00%	3	\$12,000,000	\$9,455,108
Mid-Dakota Rural Water System (DW-02)	03/27/2009	0.00%	0	\$1,000,000	\$1,000,000
Miller (DW-01)	01/03/2008	2.50%	10	\$255,200	\$225,389
Mina Lake Sanitary District (DW-01)	11/13/1998	5.00%	20	\$255,200	\$255,200
Mobridge (DW-01)	03/26/1998	5.25%	20	\$965,000	\$965,000
Mobridge (DW-02)	07/22/1998	5.25%	20	\$355,000	\$352,207
Mobridge (DW-03)	09/28/2006	2.50%	30	\$213,500	\$213,500
Mobridge (DW-04)	06/28/2007	2.50%	30	\$90,000	\$62,442
Mobridge (DW-05)	06/25/2009	0.00%	0	\$500,000	\$500,000
Oacoma (DW-02)	08/10/2010	2.25%	10	\$1,351,300	\$1,061,416
Perkins County Rural Water System (DW-01)	06/29/2012	0.00%	0	\$151,000	\$151,000
Pierre (DW-01)	01/31/2002	3.50%	15	\$1,094,200	\$988,188
Pierre (DW-02)	09/25/2003	3.50%	15	\$1,832,900	\$1,832,900
Platte (DW-01)	06/25/2004	2.50%	10	\$400,000	\$293,134
Rapid City (DW-01)	11/14/2003	3.50%	20	\$3,500,000	\$3,500,000
Rapid City (DW-04)	06/28/2018	2.00%	20	\$500,000	\$500,000
Rapid Valley Sanitary District (DW-01)	06/25/2009	0.00%	0	\$682,000	\$682,000
Redfield (DW-01)	04/25/2001	4.50%	20	\$85,000	\$85,000
Ree Heights (DW-01)	03/27/2018	0.00%	30	\$430,000	\$430,000
Ree Heights (DW-02)	09/26/2019	0.00%	0	\$432,000	\$432,000
Roslyn (DW-01)	06/25/2009	0.00%	0	\$500,000	\$500,000
Salem (DW-01)	03/28/2003	3.50%	10	\$126,921	\$118,540
Selby (DW-01)	06/25/2009	0.00%	0	\$100,000	\$100,000
Sioux Falls (DW-01)	07/22/1998	4.50%	10	\$7,022,000	\$6,496,745
Sioux Falls (DW-02)	01/11/2001	4.50%	10	\$2,750,000	\$2,348,168
Sioux Falls (DW-03)	04/12/2002	3.50%	10	\$7,930,000	\$7,930,000
Sioux Falls (DW-04)	01/10/2003	3.50%	10	\$5,279,000	\$279,599
Sioux Falls (DW-05)	07/16/2004	2.50%	10	\$12,749,000	\$10,828,766

Sponsor	Binding Commitment Date	Rate	Term (Years)	Original Binding Commitment Amount	Final Award Amount
Sioux Falls (DW-06)	01/03/2008	2.50%	10	\$17,848,000	\$9,938,849
Sioux Falls (DW-07)	01/03/2008	2.50%	10	\$2,200,000	\$2,200,000
Sioux Falls (DW-08)	01/03/2008	2.50%	10	\$2,705,600	\$2,088,645
Sioux Falls (DW-09)	03/27/2009	2.25%	10	\$3,578,750	\$2,678,738
Sioux Falls (DW-10)	03/27/2009	2.25%	10	\$7,606,900	\$5,819,138
Sioux Falls (DW-11)	01/07/2011	2.25%	10	\$4,000,000	\$4,000,000
South Lincoln Rural Water System (DW-01)	01/10/2003	3.50%	20	\$2,000,000	\$2,000,000
Sturgis (DW-01)	01/08/1998	5.00%	15	\$700,000	\$478,377
Sturgis (DW-02)	08/26/2009	2.25%	10	\$863,000	\$608,417
Sturgis (DW-03)	06/24/2011	2.00%	3	\$3,460,000	\$3,460,000
TM Rural Water District (DW-02)	06/24/2011	0.00%	0	\$1,398,750	\$1,394,175
Tri-County Water Assn (DW-01)	03/30/2012	0.00%	0	\$200,000	\$200,000
Tripp (DW-01)	07/26/2001	2.50%	30	\$291,000	\$225,656
Tyndall (DW-01)	07/27/2000	2.50%	10	\$300,000	\$300,000
Vermillion (DW-01)	05/13/1999	5.00%	20	\$942,000	\$795,338
Warner (DW-01)	03/27/2009	0.00%	0	\$400,000	\$400,000
Watertown (DW-01)	03/27/2008	3.25%	20	\$23,760,000	\$23,760,000
Webster (DW-01)	04/12/2002	3.50%	20	\$330,000	\$318,828
Webster (DW-02)	09/24/2010	2.25%	10	\$387,400	\$277,522
West River/Lyman Jones Rural Water Sys (DW-01)	10/12/2001	2.50%	30	\$340,000	\$340,000
West River/Lyman Jones Rural Water Sys (DW-02)	03/30/2005	3.25%	30	\$8,000,000	\$7,943,023
Total of Loans Paid in Full				\$189,118,529	\$163,468,733
GRAND TOTAL				\$1,245,545,095	\$1,202,160,224

Table 11
Drinking Water State Revolving Fund Loans
Deobligated in Full or Rescinded by Board

Sponsor	Binding Commitment Date	Rate	Term (Years)	Original Binding Commitment Amount
Arlington (DW-02)	04/13/2022	1.875%	30	\$1,267,700
Bear Butte Valley Water, Inc (DW-01)	03/25/2022	1.875%	30	\$2,058,000
Big Sioux CWS (DW-01)	03/31/2006	3.25%	20	\$831,000
Brandon (DW-02)	03/27/2015	2.50%	20	\$12,425,000
Bristol (DW-01)	04/25/2001	4.50%	20	\$139,000
Britton (DW-02)	03/31/2016	3.00%	30	\$3,212,000
B - Y Water District (DW-01)	06/25/2009	0.00%	-	\$300,000
Centerville (DW-02)	03/30/2012	2.25%	10	\$116,685
Clark Rural Water System (DW-02)	04/13/2022	2.125%	30	\$5,068,000
Groton (DW-04)	09/24/2010	2.25%	10	\$703,000
Kingbrook Rural Water System (DW-06)	03/31/2016	3.00%	20	\$9,000,000
Letcher (DW-01)	08/26/2009	2.25%	30	\$200,000
Madison (DW-02)	03/30/2012	3.00%	15	\$3,464,360
Minnehaha CWC (DW-02)	03/27/2015	3.00%	20	\$900,000
Mission Hill (DW-01)	06/26/2008	3.25%	20	\$250,000
Oacoma (DW-01)	03/27/2009	3.00%	20	\$1,414,800
Salem (DW-05)	03/25/2021	1.875%	30	\$439,000
Tea (DW-04)	05/17/2022	2.125%	30	\$1,009,280
Tripp County WUD (DW-03)	06/29/2012	3.00%	20	\$850,000
Wagner (DW-03)	07/23/2009	0.00%	30	\$275,000
WEB WDA (DW-01)	03/26/1998	5.25%	20	\$1,110,000
WEB WDA (DW-02)	10/11/2001	2.50%	30	\$137,450
WEB WDA (DW-03)	03/31/2006	3.25%	20	\$3,950,000
Total of Loans Deobligated or Rescinded				\$49,120,275

FIGURE 5
Drinking Water SRF Interest Rates By Percent of Awards
(\$1.2 Billion)

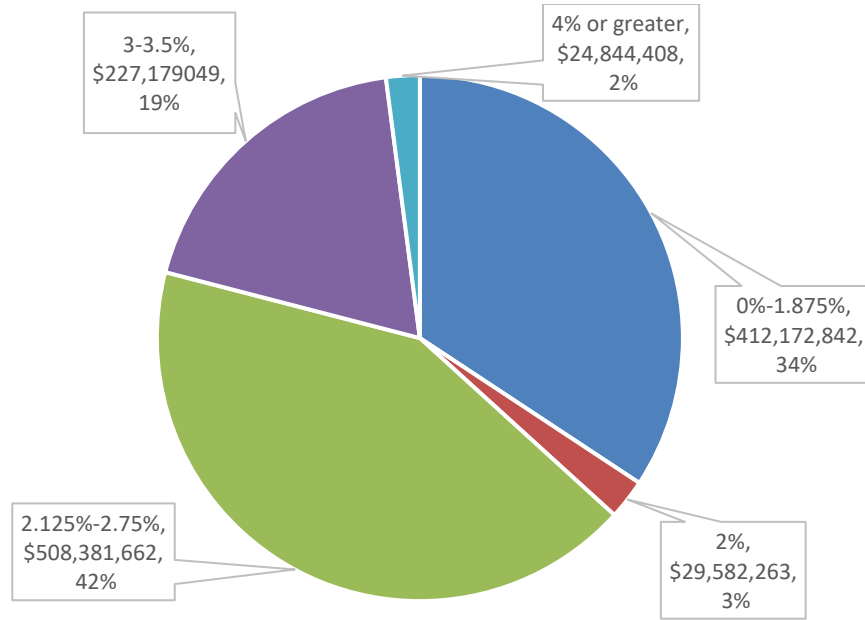
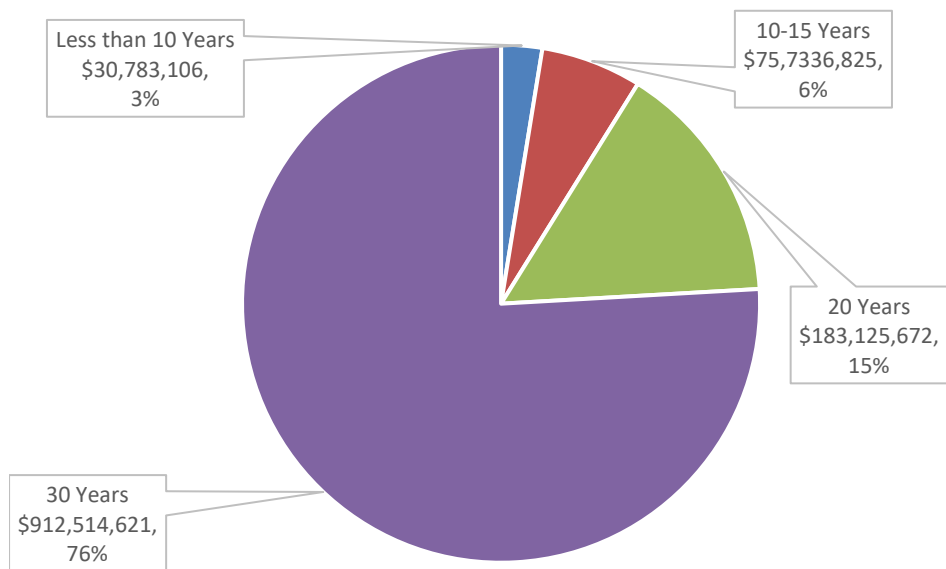


FIGURE 6
Drinking Water SRF Loan Terms By Percent of Awards
(\$1.2 Billion)



DRINKING WATER SRF PROJECT DESCRIPTIONS

ABERDEEN – The city of Aberdeen received an \$8,460,000 loan at 3.5 percent for 20 years. This loan was the first installment of the city’s \$14,460,000 project to improve the water treatment plant. Total project costs increased to \$18,700,000, and the city received the second installment of its loan in 2004 in the amount of \$8,300,000. Aberdeen received a \$1,750,000 loan with \$175,000 of principal forgiveness through the American Recovery and Reinvestment Act of 2009 to replace water meters throughout the city. The loan was awarded at 2.25 percent for ten years. The city’s third loan, in the amount of \$1,040,000 at 3 percent for 20 years, was awarded to replace the Elm River raw water intake for the water treatment facility.

ALEXANDRIA – Alexandria received its first Drinking Water SRF loan to replace approximately 1,100 feet of cast iron pipe that is at the end of its useful life and upsize water main on the south side of the city. The loan was for \$350,000 at 1.875 percent for 30 years.

ARLINGTON – The city of Arlington received a \$100,000 loan with 100 percent principal forgiveness through the American Recovery and Reinvestment Act of 2009. The loan was to replace water lines on Birch and 1st Streets. Arlington was awarded a second loan to replace approximately 1,800 ft of 4-inch diameter cast iron pipe and install 2,800 LF of 8-inch pipe to provide a redundant connection to the north side of the city. The loan was for \$1,267,700 at 1.875 percent for 30 years. The loan was deobligated in full at the request of the city.

AURORA-BRULE RURAL WATER SYSTEM – The Aurora-Brule Rural Water System received a \$500,000 loan with 100 percent principal forgiveness through the American Recovery and Reinvestment Act of 2009. The loan was to construct a new raw water intake and associated piping. Aurora-Brule was awarded its second loan to install 10 miles of new parallel water main, construct a new water storage reservoir and booster station, and make other improvements to the distribution system. The loan was for \$4,144,734 at 1.875 percent for 30 years.

AVON – The city Avon was awarded its first Drinking Water SRF loan to replace water lines along or adjacent to Main Street. The loan amount was \$174,000 at 2.5 percent for 20 years.

BALTIC – The city of Baltic received a \$250,000 loan for the replacement of existing cast iron pipe with PVC water mains. The loan was at 3.5 percent for 20 years. Baltic’s second loan was for \$165,000 to replace water meters. This loan was at 2.25 percent for 10 years and included \$16,500 of principal forgiveness through the American Recovery and Reinvestment Act of 2009. The city’s third loan was awarded to replace aging water and sewer lines on Elm Avenue, Jans Circle, Richards Circle, and Bonnies Circle. The loan was for \$457,000 at 3 percent for 20 years. Baltic was awarded its fourth loan to replace approximately 5,000 feet of undersized watermain and install approximately 2,000 feet of new water main to provide looping. The loan was for \$1,206,339 at 2.125 percent for 30 years.

BDM RURAL WATER SYSTEM – The system received a loan in the amount of \$536,000 for expansion of the system to the city of Britton, SD. The loan was at 3.5 percent for 20 years. BDM was awarded its second loan to construct a new water treatment plant, install a 400,000-gallon water reservoir, install approximately 18 miles of pipe to expand the water system and loop lines and replace approximately 380 water meters. The loan was for \$8,006,917 at 1.875 percent for 30 years and included \$507,867 of principal forgiveness.

BEAR BUTTE VALLEY WATER, INC. – Bear Butte Valley Water received its first Drinking Water SRF loan in the amount of \$2,058,000 at 1.875 percent for 30 years to extend service to 24 users on Alkali Road. The loan was de-obligated at the borrower’s request and a second loan awarded to extend service on Alkali Road as well as develop a new well and construct a new 150,000-gallon ground storage reservoir and booster station. The loan was for \$1,115,500 at 2.125 percent for 30 years.

BELLE FOURCHE – The city of Belle Fourche received its first Drinking Water SRF loan in the amount of \$265,000 at 2.25 percent for 20 years to replace water main in 8th Avenue. The city was awarded its second loan to drill a new well to increase water supply and provide a secondary water source for the city and install a chlorination system and connection piping. The loan was for \$1,760,000 at 1.625 percent for 30 years.

BERESFORD – The city of Beresford received its first loan to repair aging water lines in various areas in the city and install new lines to provide looping in the system and connect to the Lewis & Clark Regional Water System. The loan was for \$916,040 at 3 percent for 30 years and included \$458,020 of principal forgiveness. The city received its second loan to replace sewer in conjunction with a South Dakota Department of Transportation Highway 46 reconstruction project. The loan was for \$745,000 at 3 percent for 30 years and included \$375,000 of principal forgiveness. Beresford was awarded its third loan to install approximately 2,000 feet of water main to loop a dead-end line. The loan was for \$672,000 at 1.875 percent for 30 years.

BIG SIOUX COMMUNITY WATER SYSTEM – The Big Sioux Community Water System received a loan in the amount of \$831,000 for clearwell and water storage improvements. The loan was at 3.25 percent for 20 years. The loan was rescinded at the borrower's request. The water system received its second loan to install an automatic meter reading system. The loan was for \$900,000 at 3 percent for 15 years. The Big Sioux Community Water System received its third loan for the installation of a 12-inch water main to connect the Big Sioux system to the Minnehaha Community Water Corporation to pump water north to the existing Big Sioux Ethanol Tower. This addition will allow the Big Sioux system to deliver up to 1.0 MGD of water to the city of Madison, South Dakota. The loan amount was \$1,014,000 at 3.0 percent for 20 years. Big Sioux was awarded its fourth loan to construct a new water treatment plant, develop a new well field, and install approximately 35.5 miles of water distribution lines. The loan was for \$17,788,000 at 2.125 percent for 30 years.

BIG STONE CITY – The city of Big Stone City utilized a \$600,000 loan to construct a 100,000-gallon elevated water storage tank. The project also included the installation of a water main to connect the tank to the existing distribution system, and the refinancing of debt incurred to connect to the Ortonville, Minnesota regional water treatment plant. The 20-year loan is at 5.25 percent. The city received its second loan in the amount of \$240,000 at 3.5 percent for 20 years to fund improvements to the water distribution system.

BLACK HAWK WATER USER DISTRICT – The Black Hawk Water User District received a loan for \$500,000. This loan financed a new well, pump house construction, installation of chlorination and fluoridation equipment, a 48,000-gallon water storage reservoir, and approximately 7,000 feet of new water lines. This loan is at 5.25 percent for 20 years. The second loan, in the amount of \$1,142,000 loan at 3.25 percent for 20 years, financed an 815,000-gallon, ground storage reservoir and a transmission line to improve service to Summerset. A third loan was awarded to replace undersized and obsolete water main, construct a well house, pump, and controls, construct a 500,000-gallon water storage tank, and install water main to connect a new well and the storage tank into the water system. The loan was for \$3,810,000 at 2.5 percent for 30 years. Black Hawk was awarded its fourth loan to install approximately 3,800 feet of 12-inch water main to replace an undersized main crossing I-90. The loan was for \$1,181,600 at 2.125 percent for 30 years.

BLUNT – Blunt received its first Drinking Water SRF loan to replace water meters, install new meter pits and install an automatic meter reading system and make other improvements to the distribution system. The \$657,000 was at 2.25 percent for 20 years and included \$207,000 of principal forgiveness.

BONESTEEL – Bonesteel received its first Drinking Water SRF loan to eliminate all 4- to 8-inch cast iron pipe in the distribution system and install new hydrants, service lines and valves. A radio read water metering system was also installed. The loan amount was \$2,043,000 at 2.25 percent for 30 years and included \$1,543,000 in principal forgiveness.

BOWDLE – The city of Bowdle received a \$150,000 loan with 100 percent principal forgiveness through the American Recovery and Reinvestment Act of 2009. The loan was to replace water lines in various locations throughout the city.

BOX ELDER – The city of Box Elder’s First Drinking Water SRF loan was to develop a new well and construct a water reservoir and pipe to connect to the existing water distribution system. The \$3,562,950 loan was at 3 percent for 20 years and included \$356,295 in principal forgiveness. The city’s second loan in the amount of \$1,742,000 at 2.25 percent for 20 years was to develop a new well and install water lines from the well to an existing well house and reservoir. Box Elder was awarded its third loan for the extension of 12-inch water main on Tower Road and replacement of the Prairie View Water Tank. The loan was for \$4,333,350 at 1.625 percent for 30 years. The city’s fourth loan was used to upsize water main on Line Road, install a new pump house, controls, and other equipment at Well 7, upsize current lines and adding new water mains for Gumbo Drive, Douglas Road, and Country Road, and rehabilitation of two water storage tanks. The loan is for \$6,630,000 at 1.625 percent for 30 years.

BRANDON – Brandon received a loan for \$1,950,000 at 4.75 percent for 15 years to construct a water treatment plant and upgrade the distribution system. Brandon received its second loan to construct two 1,250,000-gallon water storage tanks, loop distribution lines, upsize trunk lines, and replace approximately 13,000 feet of asbestos concrete pipe. The loan was for \$12,425,000 at 3.0 percent for 20 years and included \$500,000 of principal forgiveness. The loan was deobligated in full at the borrower’s request. Brandon received its third loan for \$5,687,000 at 2.125 percent for 30 years to construct a 1,250,000-gallon water storage tank and booster station.

BRIDGEWATER – Bridgewater received a loan in the amount of \$121,000 at 2.25 percent for 30 years to replace water main on Main Street. The city’s second loan in the amount of \$243,000 at 1.0 percent for 10 years was used to replace water meters and install a remote-read system.

BRISTOL – The town of Bristol received a loan in the amount of \$139,000 at 4.5 percent interest for 20 years. The project involved construction of a new elevated storage tank as well as replacement of an underground storage tank. The loan was subsequently deobligated at the town’s request. The town received its second loan to replace all existing cast iron and asbestos concrete water lines throughout the community. The loan was for \$1,979,000 at 3 percent for 30 years and included \$1,514,000 of principal forgiveness.

BRITTON – The city of Britton received a loan in the amount of \$320,000 to replace and make improvements to approximately 30 blocks of water main throughout the city. The project involved replacing 50-year-old cast iron pipes, much of which completely deteriorated due to rust and scale build-up. The loan was at 4.5 percent interest for 20 years. Britton’s second loan in the amount of \$3,212,000 at 3 percent for 30 years was to make improvements to its water system. Improvements involved replacing all the 4-inch lines and 6-inch cast iron pipes in the distribution system with 6-inch PVC lines and installing additional valves. Other improvements included painting and updating the existing 250,000-gallon ground level and 150,000-gallon elevated storage tanks and constructing a new pump house. The loan was subsequently deobligated in full at the city’s request.

BROOKINGS – Brookings received its first Drinking Water SRF loan for the construction of a new 6 MGD lime softening water treatment plant which will require 28,500 feet of 16-inch raw water line and 16-inch finished water line to feed into the distribution system the development of six new municipal wells, and an additional 17,400 feet of new 20-inch transmission main. The loan was for \$50,963,200 at 1.875 percent for 30 years.

BROOKINGS-DEUEL RURAL WATER SYSTEM – Brookings-Deuel RWS received two Drinking Water SRF loans in FFY 2005. The first loan, in the amount of \$1,200,000 at 3.25 percent for 30 years, increases the treatment capacity of the Bruce water treatment plant. The second loan, in the amount of \$1,750,000 at 3.25 percent for 30 years, made improvements to the distribution system and extended water to the community of Astoria. The system’s third loan in the amount of \$250,000 at 2.25 percent for 10 years was for the installation of a meter data transmission unit on existing water meters to transmit meter readings to the Brookings-Deuel

office using a cellular network. Brookings-Deuel RWS was awarded its fourth loan for the construction of 22 miles of 12-inch watermain to interconnect the Joint Well Field and the Clear Lake Water Treatment Plant and six miles of 6-inch watermain to the Lake Cochrane service area to improve low pressures. The loan was for \$5,607,560 at 2.125 percent for 30 years.

BRYANT – The city of Bryant received a \$142,000 loan to help replace lead service lines and asbestos cement water mains throughout the city. The loan was at 3 percent interest for a term of 30 years. The city received its second loan, \$920,000 at 1.625 percent for 30 years, to replace approximately 4,200 feet of cast iron pipe and 1,850 feet of aging water service lines.

BUFFALO – Buffalo’s first loan was for the replacement of the cast iron pipe and asbestos cement pipe water main in the distribution system along with replacement of valves, hydrants, and service connections. The loan was for \$1,695,000 at 2.25 percent for 30 years and included \$600,000 of principal forgiveness.

BUFFALO GAP – Buffalo Gap’s first loan was to replace cast iron pipe and 4-inch water mains throughout the town in anticipation of buying bulk water from the Fall River Water Users District. The loan is for \$1,147,000 at zero percent interest for 30 years and includes \$846,000 of principal forgiveness.

BUTTE-MEADE SANITARY WATER DISTRICT – The Butte Meade Sanitary Water District received a \$396,700 Drinking Water SRF loan at 2.25 percent for 10 years to install new water meters and an automatic read system. The loan included \$85,000 of principal forgiveness. The district was awarded its second loan in the amount of \$413,000 at 2.25 percent for 20 years to replace approximately 2.7 miles of pipe in its service area. Butte Meade Sanitary Water District received its third loan to make system-wide improvements that include a new water supply well and well house, a new 200,000-gallon storage reservoir, a new pressure-reducing valve facility, and approximately 10,300 feet of new 8-inch pipe to replace existing 6-inch pipe and connect the new well and reservoir to the existing water system. The loan is for \$3,325,000 at 1.875 percent for 30 years.

BURKE – Burke’s first loan, in the amount of \$115,600 at the disadvantaged rate of 2.5 percent for 30 years, funded the drinking water portion of the Franklin Street Utilities Replacement project. The city was awarded its second loan to replace water mains and loop several dead-end lines to improve water quality. The loan was for \$540,000 at 1.625 percent for 30 years.

B-Y WATER USER DISTRICT – The B-Y Water User District received a \$300,000 loan with 100 percent principal forgiveness through the American Recovery and Reinvestment Act (ARRA) of 2009. The loan was to construct a new raw water intake; however, due to inability of the project to meet ARRA deadlines, the loan was subsequently deobligated in full at the district’s request. The district received its second loan in the amount of \$4,700,000 at 2.5 percent for 30 years to construct a 3.4-million-gallon pre-stressed concrete ground storage reservoir.

CANISTOTA – The city of Canistota received a \$426,460 loan at 3.0 percent for 30 years to replace the water line on Ash Street. The loan included \$313,960 of principal forgiveness through the American Recovery and Reinvestment Act of 2009. The city received its second loan to replace water lines in a portion of the community. The loan was for \$1,095,000 at 3 percent for 30 years and included \$616,000 of principal forgiveness. Canistota was awarded its third loan in the amount of \$96,000 at 3 percent for 30 years to replace water service lines on Main Street. Canistota received its fourth loan in the amount of \$667,000 at 1.875 percent for 30 years to replace approximately 2,100 feet of 4-inch water main.

CANTON – Canton utilized its first loan in the amount of \$500,000 at 3.5 percent for 20 years to fund utility improvements in conjunction with South Dakota DOT reconstruction of US 18. Canton received a second loan in the amount of \$1,550,000 at 3.0 for 30 years to for the installation of two wells and upgrades to the existing pumps and control system. Canton received its third loan in the amount of \$760,000 at 3 percent for 30 years to replace water lines as part of the Dakota Street reconstruction project. The city was awarded its fourth loan in

the amount of \$1,770,378 at 1.875 percent for 30 years to replace 4-inch cast iron water main pipe with 8-inch PVC pipe.

CASTLEWOOD – Castlewood was awarded its first Drinking Water SRF loan to rehabilitate its water tower and replace approximately 6,500-feet of water main. The loan was for \$800,000 at 1.875 percent for 30 years.

CENTERVILLE – Centerville received its first Drinking Water SRF loan in the amount of \$870,000 to construct water distribution system improvements. The loan was at 3.25 percent for 30 years. The city received a second loan in the amount of \$116,685 at 2.25 percent for 10 years to replace meters and upgrade to a remote reading system. The loan was subsequently deobligated in full at the city's request.

CHAMBERLAIN – The city of Chamberlain obtained its first Drinking Water SRF loan in the amount of \$276,500 at 3.25 percent for 20 years to upgrade chemical feed and control systems and to make renovations to its water treatment plant. Chamberlain's second loan was for \$1,000,000 and was used to replace water mains and appurtenances at nine locations within the city. This loan was at 3.0 percent for 20 years and included \$300,000 of principal forgiveness through the American Recovery and Reinvestment Act of 2009. The city was awarded its third loan to install approximately 3,000 feet of water main and install a recarbonation system, rotameter, and vaporization chamber at the city's water treatment plant. The loan was for \$529,000 at 1.875 percent for 30 years.

CHANCELLOR – Chancellor's first Drinking Water SRF loan for \$230,000 at 3.25 percent for 30 years provided water distribution system improvements. The town's second loan in the amount of \$2,188,000 at 1.875 percent for 30 years to replace approximately 7,000 feet of water main, water services, curb stops, hydrants, valves, and fittings. The loan included \$1,950,000 of principle forgiveness. Chancellor was awarded it third loan to replace approximately 2,000 feet of vitrified clay sewer main and install approximately 1,900 feet of storm sewer. The loan was for \$195,000 at 1.875 percent for 30 years.

CLARK – Clark received its first Drinking Water SRF loan to replace asbestos cement pipe and cast-iron pipe throughout the city and loop dead-end lines, replace water meters, and paint the existing water tower. The loan was for \$3,315,316 at 1.875 percent for 30 years.

CLARK RURAL WATER SYSTEM – Clark RWS's first Drinking Water SRF loan will improve water quality and system pressures throughout the distribution system and connect to the city of Willow Lake to provide bulk water service and provide individual service to residents in the town of Bradley. The loan amount was \$2,950,000 at 2.0 percent for 30 years and included \$1,270,000 of principal forgiveness. Clark RWS received its second loan to construct approximately 13.5 miles of parallel mainline to increase capacity and pressure to low pressure areas. The loan was for \$5,068,000 at 2.125 percent for 30 years. The loan was subsequently deobligated at the borrower's request.

CLAY RURAL WATER SYSTEM – Clay RWS's first Drinking Water SRF loan expanded the system to southern Union County. The loan was for \$4,331,000 at 3.25 percent for 30 years. The system's second loan was for \$846,300 to construct of two new wells, replace the Garfield Booster Station with an above ground pumping station, replace variable frequency drives on pumps, and miscellaneous improvements to the SCADA system. This loan was at 3.0 percent for 20 years and included \$700,000 of principal forgiveness through the American Recovery and Reinvestment Act of 2009. Clay Rural Water was awarded its third loan in the amount of \$2,208,000 at 3 percent for 30 years and included \$500,000 of principal forgiveness. The loan funded the construction of several loops in the distribution system, improvements to the Spink Reservoir, an upgrade to the interconnection with the city of Beresford, installation of a new booster station, and added about 80 new users. Clay Rural Water received a \$1,379,758 interim loan to replace aging water meters, install an automatic meter reading system, and construct three new lime sludge lagoons. The interim loan was for three years at 2 percent interest. Clay RWS was awarded its fifth loan to construct approximately nine miles of pipeline and a new booster station and make improvements to the SCADA system. The loan was for \$2,185,000 at 2.125 percent

for 30 years. Clay RWS received its sixth loan for the construction of a 1.0-million-gallon ground storage reservoir, a 750,000-gallon ground storage reservoir, and new booster station and to install approximately 20.6 miles of watermain to address capacity issues. The loan was for \$10,736,050 at 2.125 percent for 30 years.

CLEAR LAKE – Clear Lake received a loan in the amount of \$565,000. This loan qualified for the disadvantaged rate and term of 3 percent for 30 years. This project consisted of constructing a new 300,000-gallon water tower and installation of a 2,700 LF of 10-inch water main that connected the tower with the water distribution system.

COLMAN – The city of Colman received its first two Drinking Water SRF loans in 2012. One loan, in the amount of \$182,000 with 100 percent principal forgiveness, was to replace water meters and install an automatic reading system. The other loan was for \$439,008 at 3 percent for 30 years to replace water lines and provided looping of the distribution system. A third loan was awarded in 2013 to replace water lines, loop the distribution system, and replace an old water storage tank. The loan amount was \$1,600,000 at 3 percent for 30 years and included \$968,000 in principal forgiveness. A fourth loan was awarded in 2016 in the amount of \$500,000 at 3 percent for 30 years to replace 4,400 of watermain along Highway 34 and to cover cost over-runs and recoup expenses for an emergency repair on the Highway 34 water main. Colman received its fifth loan to install approximately 2,400 feet of water main to replace the existing line on Loban Avenue from Highway 34 to Cornell Street and provide looping of several extended mains in the system. The loan was for \$230,400 at 1.875 percent for 30 years.

COLONIAL PINE HILLS SANITARY DISTRICT – Colonial Pine Hills improved its water distribution system with a \$659,000 loan at 3.5 percent for 20 years. The district's second loan in the amount of \$1,003,608 was used to construct a new well, well-house, and distribution line to replace a well that experienced high radionuclide levels. This loan was at 3.0 percent for 20 years and included \$250,000 of principal forgiveness through the American Recovery and Reinvestment Act of 2009. Colonial Pine Hills' third and fourth loans were awarded to provide financing for the installation of a new microfiltration water treatment unit and associated transmission lines. The loan amounts were \$705,000 and \$400,000, respectively; each at 3 percent for 20 years.

COLTON – The city of Colton used a loan in the amount of \$681,720 at 3.5 percent for 30 years to connect to the Minnehaha Community Water Corporation. The loan was used for an elevated storage tank, water lines, wells, and new water treatment plant. The city received its second loan to replace water lines as part of a utility replacement project on 5th Street. The loan was for \$191,100 at 3 percent for 20 years and included \$91,100 of principal forgiveness. Colton's third loan was used to replace water meters and install an automatic reading system. The loan amount was \$210,740 at 2.25 percent for 10 years and included \$52,685 of principal forgiveness. The city was awarded its fourth loan to replace ductile iron and asbestos concrete water main on Main, First and Sherman Streets and complete a loop on the north side of town. The loan amount was \$1,343,000 at 2.5 percent for 30 years and included \$558,000 of principal forgiveness.

CONDE – The town of Conde was awarded a loan to replace existing 6-inch ductile iron pipe and 4-inch PVC pipe in the distribution system with 6-inch PVC pipe, replace the existing water tower with a 50,000-gallon ground storage tank and replace booster pumps. The loan was for \$2,333,000 at 2.25 percent for 30 years and included \$1,833,000 of principal forgiveness.

CORSICA – Corsica received its first Drinking Water SRF loan, \$283,500 at 2.125 percent for 30 years, to replace water lines along the Corse Avenue corridor from Main Street to First Street.

CORSON VILLAGE SANITARY DISTRICT – Corson Village received its first Drinking Water SRF loan to replace the water distribution system and connect to the city of Brandon. The \$601,735 loan (3 percent for 20 years) included \$541,562 of principal forgiveness through the American Recovery and Reinvestment Act of 2009.

CRESBARD – Cresbard’s first Drinking Water SRF loan, \$2,000,000 with 100 percent as principal forgiveness, was for the replacement of approximately 15,400 feet of old and undersized watermain and installation of a remote read water meter system.

CROOKS – Crooks constructed a second connection to Minnehaha Community Water Corporation’s distribution system and replaced high service pumps to improve capacity. The loan, in the amount of \$302,900, was at 3.25 percent for 20 years. The city’s second loan, in the amount of \$1,214,000 at 2.5 percent for 30 years, was to replace the distribution system within the Palmira Park sub-division.

CUSTER – Custer received an \$800,000 loan at 3.5 percent for 20 years to replace transmission and distribution water lines within the business district in conjunction with a South Dakota DOT project.

DAKOTA DUNES COMMUNITY IMPROVEMENT DISTRICT – Dakota Dunes connected its water supply with the city of Sioux City, Iowa, with its \$908,000 loan at 3.5 percent for 20 years. This project included construction of a line beneath the Big Sioux River connecting the city of Sioux City’s distribution system with Dakota Dunes and the cost to upsize water mains in Sioux City to provide the additional capacity necessary to serve Dakota Dunes. The second loan awarded to Dakota Dunes was to construct an additional 500,000-gallon clearwell and add a third high service pump at the water treatment plant. The loan amount was \$1,600,000 at 3.0 percent for 20 years. Dakota Dunes was awarded its third loan, \$429,300 at 2.0 percent for 20 years, to install approximately 2,850 feet of watermain under I-29 to loop the water system.

DAVISON RURAL WATER SYSTEM – Davison RWS received its first Drinking Water SRF loan to parallel and loop existing mains and upgrade to automatic meter reading technology. The loan was for \$810,385 at 2.125 percent for 30 years.

DEER MOUNTAIN SANITARY DISTRICT – Deer Mountain Sanitary District received its first Drinking Water SRF loan to make improvements to its entire water system including new treatment plant, pump station, 110,000-gallon reservoir, water meters, new or replaced water distribution system, and a new booster station. The loan was for \$2,174,000 at 2.125 percent for 30 years. The district was awarded a second SRF loan in the amount of \$3,001,522 at 2.125 percent for 30 years to cover increased construction costs realized on the project. The loan included \$428,502 of principal forgiveness.

DELL RAPIDS – Dell Rapids constructed various distribution system improvements with its first \$621,000 loan at 3.5 percent for 20 years. The city’s second loan, in the amount of \$162,263 at 3.25 percent for 20 years, financed the drinking water portion of the 4th Street Utility Improvements project. A third loan in the amount of \$531,835 at 3 percent for 20 years was awarded to install water lines on 15th Street. Dell Rapids received two additional loans in 2012. A \$300,000 loan (2.25 percent for 10 years) was awarded to replace water meters and included \$30,000 of principal forgiveness. The second loan financed the replacement of waterlines on 15th Street, Garfield Avenue, State Avenue and at the Big Sioux River Crossing. The loan amount was \$897,000 at 3 percent for 20 years and included \$250,000 of principal forgiveness. Dell Rapids was awarded its sixth loan to replace approximately 1,900 feet of cast iron water mains at the intersection of SD Highway 115, Old Highway 77 and 4th Street and 800 feet of cast iron lines on a portion of 10th Street near the hospital. This loan was for \$705,000 at 3.25 percent for 30 years. Dell Rapids was awarded its seventh loan in the amount of \$2,486,000 at 2.5 percent for 30 years to replace water mains in the southeast area of the city. The city’s eighth loan, \$926,000 at 2.125 percent for 30 years, was to replace water main, fire hydrants, valves and other appurtenances on 5th, 6th, and Iowa Streets. Dell Rapids received its ninth loan to replace approximately 3,800 feet of watermain in various parts of the city. The loan was for \$2,136,000 at 2.125 percent for 30 years.

DELMONT – Delmont received its first Drinking Water SRF loan to loop lines within the distribution system to improve water quality. The \$185,000 loan had a 2.5 percent interest rate with a 30-year term. The community’s second loan, \$90,000 with 100 percent as principal forgiveness, was to install new water meters and an automatic read system.

DeSMET – DeSmet used its first SRF loan to replace cast iron water mains with PVC water mains on 3rd Street from Highway 25 to Prairie Avenue. The \$258,000 loan, at 2.25 percent for 30 years, included \$25,800 of principal forgiveness through the American Recovery and Reinvestment Act of 2009. The city received its second loan to install water mains, fire hydrants, valves and other appurtenances to complete line looping in the system to improve water quality and system pressure. The loan was for \$565,000 at 1.875 percent for 30 years. DeSmet was awarded its third loan to replace cast iron water mains on 3rd Street from Highway 25 to Prairie Avenue. The loan was for \$2,272,500 at 1.875 percent for 30 years.

DOLAND – Doland was awarded its first Drinking Water SRF loan to replace cast iron water lines throughout the town construct a new elevated storage tank. The loan amount was \$1,762,200 at 3 percent for 30 years and included \$1,375,000 of principal forgiveness.

DUPREE – Dupree’s first Drinking Water SRF loan, \$163,500 at 2.25 percent for 30 years, was used to replace 8 blocks of cast iron and asbestos cement water mains. The loan included \$100,000 of principal forgiveness.

EAGLE BUTTE – Eagle Butte was awarded a loan for \$593,000 with \$474,000 of principal forgiveness was at zero percent for 10 years that was used to replace water meters and install an automatic meter read system. The city’s second and fourth loans were to extend water services to a portion of the community with limited access to the water system and replace aging infrastructure in the downtown area. These loans, each at zero percent for 30 years, were for \$1,244,000 and \$725,000, respectively, and included \$995,200 and \$362,500 of principal forgiveness, respectively. A third loan in the amount \$490,000 at zero percent for 30 years, with \$392,000 of principal forgiveness, was originally intended to replace water lines on Willow Street. When the cost of the water line extension and replacement project came in over cost estimates, the city requested that the scope of the Willow Street loan be revised and used to address the cost over-run. The loan amount was reduced to \$250,000 and included \$200,000 of principal forgiveness. Subsequent cost over-runs occurred due to legal matters involving the city and the Cheyenne River Sioux Tribe, and additional funds were needed. The loan was increased to \$520,000 and the \$200,000 of principal forgiveness was retained.

EDGEMONT – Edgemont received its first loan in the amount of \$1,890,000 to rehabilitate two of the city’s wells, construct a water treatment facility to reduce radiological contaminants, construct a 250,000-gallon elevated storage tank, and install water main to connect the storage tank to the distribution system. The loan is at zero percent for 30 years and includes \$1,206,890 of principal forgiveness. Because rehabilitation of one of the wells was determined to be unfeasible, the city was awarded an additional loan to drill a new well and plug the unusable well. The second loan was in the amount of \$447,000 at zero percent for 30 years and includes \$157,000 of principal forgiveness and was later amended to \$700,000 with \$246,000 of principal forgiveness. Edgemont received its third loan to install an iron-reducing pre-treatment system at its water treatment facility. The \$637,000 loan is at zero percent for 20 years and includes \$160,000 of principal forgiveness.

ELK POINT – Elk Point received its first loan in the amount of \$220,000 for water main replacement in conjunction with its Pearl Street Utility Improvement project at 3.5 percent for 20 years. Its second loan, in the amount of \$570,000 at 3.25 percent for 20 years, funded an upgrade to the city’s water treatment plant. The city received its third loan in the amount of \$218,000 at 3.25 percent for 20 years, to fund the drinking water portion of the utility systems improvements. The fourth SRF loan awarded to Elk Point funded water line replacement on Clay and Washington Streets. This loan was for \$564,000 at 3.25 percent for 20 years. The city’s fifth loan was to replace the water main on Main Street in conjunction with a highway reconstruction project. The loan amount was \$1,179,500 at 3 percent for 20 years and included \$660,520 of principal forgiveness through the American Recovery and Reinvestment Act of 2009. Elk Point’s sixth loan in the amount of \$564,000 at 3.25 percent for 30 years was to replace water lines on Rose Street. The city received its seventh loan to replace approximately 1,700 feet of water main under Washington and Douglas streets. The loan was for \$495,000 at 2.50 percent for 30 years.

ELKTON – Elkton received its first Drinking Water SRF loan for the first phase of a project to replace water lines and rehabilitate an existing water tower. The loan amount was \$2,000,000 at 2.75 percent for 30 years and included \$1,164,000 of principal forgiveness. Elkton’s second loan for \$2,587,000 at 2.125 percent for 30 years was for phase II of the water line replacement project. The loan included \$1,802,000 of principal forgiveness.

EMERY – Emery received a \$1,585,000 loan at 3.0 percent for 30 years to replace the majority of the existing water distribution system and install new lines to loop the system.

EUREKA – Eureka utilized a \$135,000 loan at zero percent interest for ten years to replace water meters and implement a computer-generated water meter reading system. The city’s second loan was in the amount of \$200,000 loan with 100 percent principal forgiveness through the American Recovery and Reinvestment Act of 2009. The loan was to replace old water mains throughout the city and loop additional lines, as well as the installation of a SCADA system and variable frequency drives on the pump house pump.

FAITH – The city of Faith received its first Drinking Water SRF loan to construct a 225,000-gallon water tower. The loan amount was \$1,609,000 at 1.875 percent for 30 years and included \$1,099,000 of principal forgiveness.

FALL RIVER WATER USERS DISTRICT – The Fall River Water Users District received a \$759,000 loan at 3 percent interest for 30 years. This loan will help finance the construction of the Fall River Rural Water System to include supply, storage, and distribution. Fall River’s second Drinking Water SRF loan in the amount of \$400,000 at 2.5 percent for 30 years was used for initial construction of the rural water system in Fall River County. Fall River’s third and fourth loans were for \$612,000 and \$750,000, respectively, each with 100 percent principal forgiveness through the American Recovery and Reinvestment Act of 2009. The third loan was to construct additional lines to serve additional users including the town of Buffalo Gap and to construct a well house and associated lines to connect the well to the system. The fourth loan upgraded main distribution lines throughout the system to supply larger volume of water to meet demand. Fall River was awarded its fifth loan include installing a submersible pump and finish piping at the existing Fairburn well, constructing a pump station and well house, control building/pump station, adding SCADA system, electrical equipment, chlorine and fluoride equipment, and high service pumps. Improvements also include construction of two 150,000-gallon ground storage reservoirs and approximately 20 miles of pipeline to connect the Fairburn well to the existing distribution system. The loan was for \$2,915,400 at 2.125 percent for 30 years.

FAULKTON – The city of Faulkton received a \$500,000 loan with 100 percent principal forgiveness through the American Recovery and Reinvestment Act of 2009. The loan was to replace water lines in various locations throughout the city, loop all dead-end lines 4 inches and larger, replace all water meters, and purchase a standby generator. The city’s second loan involved construction of water line along US Highway 212. The loan was for \$511,725 at 3 percent for 30 years and included \$395,905 of principal forgiveness.

FLANDREAU – Flandreau received its first Drinking Water SRF loan to upgrade its distribution system by replacing of approximately 11,500 feet of water mains, 7,600 feet of service lines, hydrants, and valves. The loan was for \$2,818,087 at 1.875 percent for 30 years.

FLORENCE – Florence received two loans to replace water lines, services, hydrants and appurtenances and construct a 105,000-gallon ground water storage tank and booster station. One loan, in the amount of \$688,000, is backed by a sales tax pledge and the other loan, in the amount of \$567,000, is backed by a project surcharge pledge. Both loans are at 3.25 percent for 30 years.

FORT PIERRE – Fort Pierre received its first Drinking Water SRF loan in the amount of \$4,230,684 at 2.125 percent for 30 years to construct a 700,000-gallon above-ground water storage tank.

GARRETSON – The city of Garretson connected to the Minnehaha CWC with its \$1,261,060 loan at 3.5 percent for 30 years. The loan was used to construct water lines, wells, and a new water treatment plant. Garretson was

awarded its second loan, \$639,500 at 2.5 percent for 30 years, to replace water lines on 3rd Street, Main Avenue, and the Truck Route. Due to a funding shortage, Garretson received its third loan for \$458,500 at 2.125 percent for 30 years to continue with the replacement of the water lines on 3rd Street, Main Avenue, and the Truck Route.

GAYVILLE – Gayville was awarded its first Drinking Water SRF loan in the amount of \$900,000 with \$480,000 of principal forgiveness. The rate and term of the loan were 3 percent for 30 years, and the loan was used to replace the cast iron water lines within the community.

GETTYSBURG – The city of Gettysburg received a \$565,000 loan at 4.5 percent interest for 20 years to replace and relocate water lines within the city.

GRANT-ROBERTS RURAL WATER SYSTEM – The Grant-Roberts Rural Water System received a \$4,500,000 loan for the construction of water main and a water storage reservoir to improve service and add new customers in the Milbank Service area. The project also includes the installation of satellite read meters and a SCADA telemetry system. The terms of the loan were 3 percent for 30 years. Grant-Roberts RWS was awarded its second loan to add transmission capacity so that the system's two reservoirs can fill during high water use periods, add looping and parallel mains in the distribution system to improve reliability, and install 24 miles of pipeline and to serve the town of Corona. The loan was for \$4,360,400 at 2.125 percent for 30 years.

GRENVILLE – Grenville received its first Drinking Water SRF loan to replace inoperable valves in the distribution system and water meters and install a radio read system for reading meters. The loan amount was \$352,000 at 2.0 percent for 30 years and included \$282,000 of principal forgiveness.

GREGORY – The city of Gregory received \$380,000 for the construction of a new steel reservoir and a new booster station. The terms of the loan were 2.5 percent for 30 years. Gregory received its second loan to install new water distribution lines at various locations within the city to loop dead end lines, construct a new pump house/treatment building, upgrade the pumps and install chemical handling equipment. The loan was for \$685,080 at 2.25 percent and included \$185,080 of principal forgiveness. The city was awarded its third loan for the installation or replacement of approximately 22,000 feet of water main and 4,700 feet of service lines. The loan was for \$2,439,500 at zero percent for 30 years.

GROTON – Groton's first loan in the amount of \$440,000 at 3.5 percent for 20 years funded replacement of water main in conjunction with its Main Street Utility Project. Its second loan, in the amount of \$365,900 at 3.25 percent for 20 years, funded additional waterline replacement. The city's third loan was in the amount of \$272,000 with 100 percent principal forgiveness through the American Recovery and Reinvestment Act of 2009. The loan was to replace water meters. Groton's fourth loan in the amount of \$703,000, with \$150,000 principal forgiveness was to replace the city's elevated water storage tank, water pumps and approximately five blocks of water mains. The city chose to deobligate the loan in its entirety. The city's fifth loan was to replace the existing water tower with a new 125,000-gallon tower and pump house, replace several blocks of asbestos cement water main with PVC, and loop several dead-end lines. The loan was for \$1,798,000 at 2.75 for 30 years. Groton's sixth loan in the amount of \$1,326,000 at 2.125 percent for 30 years replaced the last of the city's asbestos cement water main and looped additional lines.

HANSON RURAL WATER SYSTEM – The Hanson Rural Water System was awarded its first Drinking Water SRF loan in the amount of \$840,000 at 3 percent for 20 years and included \$588,000 of principal forgiveness through the American Recovery and Reinvestment Act of 2009. The rural water system replaced an elevated water storage tank located in Ethan with a new 200,000-gallon water storage tank to be used by Ethan residents and surrounding residents on the Hanson system. Hanson RWS was awarded its second loan to make improvements to its distribution system by paralleling and looping existing mains and installing automatic meter reading technology. The loan was for \$2,356,165 at 1.625 percent for 30 years.

HARRISBURG – The city of Harrisburg received its first loan in the amount of \$525,000 at 5 percent interest for 20 years to abandon its existing wells and water treatment plant, construct a connection to the Lincoln County RWS, construct an elevated water storage tank, and loop a line to ensure uninterrupted water service. The city's second loan - \$1,714,327 at 3.25 percent for 20 years - funded an emergency connection to the Lewis and Clark Rural Water System. Harrisburg's third loan was for \$2,090,000 at 3.25 for 20 years to construct a 750,000-gallon water tower, demolish the existing standpipe and an abandoned 30,000-gallon water tower, and install miscellaneous piping. Harrisburg was awarded its fourth loan in the amount of \$6,305,000 at 2.125 percent for 30 years to replace approximately 26,000 feet of waterline.

HARTFORD – Hartford received a \$185,000 loan at 5 percent interest for 20 years. This project replaced water distribution lines throughout the city. With its second loan in the amount of \$800,957 at 3.5 percent for 20 years, Hartford replaced aging cast iron water mains. Hartford's third loan, in the amount of \$1,123,556 at 3.25 percent for 20 years, funded improvements to the water supply by providing a second connection to the Minnehaha Community Water Corporation.

HERMOSA – Hermosa received a loan for \$300,000. This loan was at 5 percent for 20 years. This project replaced water distribution lines. Hermosa's second loan, \$199,000 at 2 percent for 30 years, was awarded to rehabilitate a well with high radionuclides and install a booster station. The well rehabilitation project will investigate the different well production zones to isolate and plug off zones negatively impacting the water quality. Hermosa was awarded its third loan to develop a new well requiring approximately 2.5 miles of water main to connect the well to the system, construct an ion-exchange water treatment system, and upsize water main in the Gumbo Lily Lane area and loop the area into existing distribution system. The loan was for \$2,861,956 at 1.625 percent for 30 years.

HIGH MEADOWS WATER ASSOCIATION, INC. – High Meadows Water Association received its first Drinking Water SRF loan to replace water mains and install meter pits. The loan was for \$652,000 at 2.125 percent for 30 years.

HIGHMORE – Highmore received a loan to replace sewer lines in conjunction with a South Dakota Department of Transportation project to reconstruct Highway 47. The loan amount was \$679,000 at 3.25 percent for 30 years.

HILL CITY – The city of Hill City received its first Drinking Water SRF loan in the amount of \$402,200 at 3 percent for 30 years and included \$241,320 of principal forgiveness through the American Recovery and Reinvestment Act of 2009. The project involved looping dead-end lines and replacing a water line that froze due to insufficient cover.

HISEGA MEADOWS WATER, INC. – The Drinking Water SRF first loan awarded to Hisega Meadows was for the installation of 5,100 feet of 6-inch PVC line and other appurtenances to replace the sub-standard distribution system. The loan amount was \$487,500 at 3 percent for 20 years and included \$250,000 of principal forgiveness. The project went to bid, and bids came in over the estimate. It was decided to eliminate some of the work to get the project started with the funding available. Hisega Meadows received a second loan to complete the work that was bid previously and additional lines that were identified to need replacement. This loan amount was \$273,000 at 3.0 percent for 20 years.

HOT SPRINGS – Hot Springs' first Drinking Water SRF loan was for \$1,636,000 at 3 percent for 20 years to replace water lines in various areas of the city.

HOVEN – The town of Hoven received a \$750,000 loan with 100 percent principal forgiveness to replace all water meters with new remote read meters, replace all cast iron pipes within the distribution system, construct a 180,000-gallon ground water storage tank, and rehabilitate an existing tank. Hoven received a second loan in the amount of \$264,750 with 100 percent principal forgiveness to replace water mains under South Dakota Highway 47 that will be done in conjunction with a highway reconstruction project.

HUDSON – Hudson received its first Drinking Water SRF loan to demolish the existing water tanks and replace them with a 50,000-gallon ground water storage reservoir and booster system, replace approximately 1,700 feet of water main, and install an additional 6000 feet of line for looping. The loan was for \$831,649 at 1.625 percent for 30 years.

HUMBOLDT – The city of Humboldt’s first loan, in the amount of \$412,300 at 3.25 percent for 20 years, funded water supply and distribution system improvements. The city was awarded its second loan in the amount of \$425,700 at 2.125 percent for 30 years to replace approximately 4,150 feet of water main.

HURON – Huron received a loan in the amount of \$4,000,000 at 3.5 percent for 20 years to fund the construction of a new water treatment facility, water tower improvements, and water meter replacement. The city’s second loan was used to replace approximately 14,500 feet of 6 inch and 12-inch water main. The loan was for \$619,684 at 3.0 percent for 20 years and includes \$122,500 of principal forgiveness through the American Recovery and Reinvestment Act of 2009. A third loan, for \$1,098,900 at 3 percent for 30 years, was awarded for the construction of an elevated water storage reservoir.

IPSWICH – The city of Ipswich received a \$1,245,000 loan to replace an elevated water tower and two underground water tanks with a new 150,000-gallon elevated water storage tank, replace water meters and install a radio read system, and purchase a standby generator and variable frequency drives for the city pumps. The loan was at 3.0 percent for 30 years and included \$933,750 of principal forgiveness through the American Recovery and Reinvestment Act of 2009.

IRENE – The city of Irene received a 5 percent interest loan for 20 years in the amount of \$145,000. The project replaced water main along SD Highway 46. The city received its second loan to replace 13 blocks of water lines, loop water lines south of Highway 46, and install new water meters. The loan was for \$1,546,000 at 3 percent for 30 years and included \$1,165,000 of principal forgiveness. Irene received its third loan to complete the replacement of its water distribution system. The loan was for \$1,191,000 at 2.25 percent for 30 years and included \$789,000 of principal forgiveness. Irene was awarded its fourth loan to replace the existing 50,000-gallon legged tower with a 100,000-gallon pedestal tank. The loan was for \$303,600 at 1.625 percent for 30 years.

JOINT WELL FIELD, INC. - Joint Well Field, Inc. is a jointly owned and operated water source and treatment facility that serves both Brookings-Deuel Rural Water System and Kingbrook Rural Water System. Joint Well field, Inc received it first Drinking Water SRF loan for \$5,523,000 at 2.125 percent for 30 years to make improvements at the water treatment plant. Joint Well Field, Inc. was awarded its second loan for the construction of a new gravity filtration water treatment plant and the development of two wells. The loan was for \$6,592,000 at 2.125 percent for 30 years.

KADOKA – Kadoka received its first Drinking Water SRF loan in the amount of \$448,700 at 1.875 percent for 30 years to replace approximately 2,300 feet of water mains.

KEYSTONE – Keystone used its first loan, in the amount of \$762,000 at 3.25 percent for 20 years, was used to build a 187,000-gallon reservoir, to close the loop on one-third of the town’s system, and to install a pumping station.

KINGBROOK RWS – The Kingbrook Rural Water System received a loan in the amount of \$475,000. This loan was at 0 percent interest for 30 years. The project hooked up the city of Carthage and upgraded its distribution system and storage tank. Kingbrook RWS took over the system and provided individual service. Kingbrook’s second loan, in the amount of \$2,115,000 at 3.25 percent for 30 years, provided additional capacity within the system and provided service to Ramona and the Badger area. The third loan of \$3,324,000 at 3.25 percent for 20 years expanded the distribution system to allow 250 additional connections to the system.

Kingbrook's fourth loan, \$2,350,000 at 3.25 percent for 20 years, continued with the improvements to the system's distribution system. The rural water system received its fifth loan for the construction of rural and in-town water lines to provide individual service to the residents of Sinai. Kingbrook was awarded its sixth loan to connect approximately 220 new users and improve capacity and reliability in the service area. The project involved approximately 6.5 miles of 14- and 16-inch PVC pipe and 125 miles of 2- to 6-inch PVC pipe as well as new booster pumps and other miscellaneous work. The loan was for \$9,000,000 at 3 percent for 20 years. The loan was subsequently deobligated in full at the system's request. Kingbrook received its seventh loan to provide individual service to the residents of Oldham. This involves replacing the water distribution system, meter pits, and service lines and rehabilitating the existing water tower in Oldham. The loan was for \$1,645,000 at 2.25 percent for 30 years and included \$1,249,000 of principal forgiveness. Kingbrook's eighth loan funded a project to provide individual service to the residents of Nunda. This involves replacing the water distribution system, meter pits, and service lines in Nunda and adding lines and replacing a booster station in the Kingbrook system. The loan was for \$836,500 at 1.625 percent for 30 years and included \$747,000 of principal forgiveness. Kingbrook's ninth loan, \$360,000 at 1.625 percent for 30 years, was for recoating the existing water storage tower in Carthage. Kingbrook RWS was awarded its tenth loan to Kingbrook to replace or improve several existing facilities that are operating beyond its firm capacity. These include the Badger Pump Station, DeSmet Water Treatment Plant, Chester Water Treatment Plant, Oakwood Pump Station, and the Orland Pump Station. The project also involves construction of an elevated tank near Arlington and Booster Pump Station near Bryant, and relocation and resizing of pipeline segments along Highway 25 north of DeSmet. The loan was for \$22,850,000 at 2.125 percent for 30 years.

LAKE NORDEN – Lake Norden received its first Drinking Water SRF loan to replace filters and outdated controls in the water treatment facility, develop new wells, and construct a new raw water line to connect the new well field and existing water treatment facility. The rate and term for the \$1,477,000 loan were 2.0 percent for 20 years. A second loan was needed due to high groundwater prohibiting the installation the raw water line from being installed using conventional open trench methods. The line was installed using a more expensive directional bore technique. The loan was for \$1,345,000 at 1.625 percent for 20 years. The city's third loan, \$2,019,000 at 1.625 percent for 30 years was awarded for the construction of a 500,000-gallon water storage tower.

LAKE PRESTON – Lake Preston received its first Drinking Water SRF loan to replace the existing water tower and approximately one-half of the distribution system and install 48 gate valves where needed. The loan was for \$2,610,000 at 1.875 percent for 30 years and included \$1,000,000 of principal forgiveness. The city was awarded its second loan to replace 10 blocks of water main that is undersized and in poor condition and install 4,500 LF of looped lines to improve the system hydraulics and water service. The loan was for \$431,875 at 1.875 percent for 30 years.

LANGFORD – Langford received its first Drinking Water SRF loan for \$386,000 at zero percent for 30 years to make system-wide improvements to its drinking water infrastructure. Improvements include construction of a 75,000-gallon elevated storage tank and a pump house building and replacement of 4-inch asbestos cement water main and all water meters. Due to the construction cost of the water tower exceeding the estimated costs, bids were rejected, and re-bid at a later date. A second loan in the amount of \$570,000 was awarded to Langford to cover the shortfall. The rate and term of the loan is zero percent for 30 years and includes \$470,000 in principal forgiveness.

LEAD – Lead received a \$192,800 loan at 4.5 percent interest for 10 years. This loan helped replace water lines beneath a portion of US Highway 85 in conjunction with the South Dakota Department of Transportation roadway reconstruction project. Lead's second drinking water SRF loan, in the amount of \$205,800 at 3.25 percent for 30 years, completed water main improvements associated with the Highway 85 project. The city's third SRF loan replaced water mains on Lower May, South Main, and West Addie Streets in conjunction with a project to separate combined sanitary and storm sewer mains. The \$1,020,000 loan, at 3 percent for 20 years, included \$387,600 of principal forgiveness through the American Recovery and Reinvestment Act of 2009. Lead

was awarded its fourth loan to replace water lines in conjunction with a South Dakota Department of Transportation project to reconstruct Highway 85. The loan amount was \$939,000 at 3 percent for 20 years.

LEAD-DEADWOOD SANITARY DISTRICT – The Lead-Deadwood Sanitary District received a \$2,683,957, 5.25 percent, 20-year loan to refinance its Series 1994 General Obligation Bond issue. The Series 1994 bonds were originally issued to finance the construction of a new water treatment plant in Lead. The district received its second loan to make improvements to the raw water collection system. Improvements include rehabilitation of an existing tunnel, intake structure, and trestle bridge along the Spearfish raw water line, abandoning the Hanna raw water transmission line and installing approximately 700 feet of new 8-inch ductile iron or steel pipe, and rerouting both low- and high-pressure lines to bypass the Englewood power generation facility. The loan was for \$2,604,000 at 1.875 percent for 30 years.

LENNOX – Lennox’s first loan, in the amount of \$2,000,000 at 3.25 percent for 30 years, funded two wells, an elevated water storage reservoir, water main replacement and new lines. The city’s second loan involved replacing about 2,200 feet of cast iron water main and upgrading the existing water meters with remote read meters. The loan amount was \$712,431 at 3 percent for 20 years and included \$400,000 of principal forgiveness. Lennox’s third and fourth loans for \$912,000 at 2.25 percent for 30 years and \$375,000 at 2.75 for 30 years, respectively, are to replace and loop water mains in the central part of the city. The city was awarded its fifth loan, \$868,000 at 1.875 percent for 30 years to replace four blocks of water main on Boynton Avenue. Lennox was awarded its sixth loan to replace approximately 6,800 feet of aging and deteriorating water line in Phase 4 of its Central Basin Improvements project. The loan was for \$1,339,200 at 1.875 percent for 30 years.

LEOLA – Leola received its first SRF loan to upgrade the water meters to a remote-read system, construct a new booster pump house, replace watermain within the community, and install new lines to loop the distribution system. The loan amount is \$1,891,000 at 2.0 percent for 30 years and included \$1,615,000 of principal forgiveness.

LETCHER – Letcher received its first SRF loan to assist in financing the replacement of the town’s water distribution system. The loan amount was \$200,000 at 2.25 percent for 30 years.

LINCOLN COUNTY RURAL WATER SYSTEM – The rural water system received a loan in the amount of \$1,200,000 at 3.5 percent for 20 years to fund storage improvements. Lincoln County RWS was awarded its second loan to install a parallel transmission line in Springdale Township to provide redundancy within the system and increase water quantity. The rate and term of the \$750,000 loan were 2.75 percent for 30 years. The rural water system was awarded its third loan to install approximately 16.5 miles of pipeline to serve new customers and loop dead-end lines. The loan was for \$2,653,700 at 2.125 percent for 30 years.

MADISON – Madison received a loan for \$2,372,000 to refinance its Series 1995 Bonds. The Series 1995 Bonds were issued to finance the rehabilitation of the water treatment facility and the construction of three new wells. This loan was at 5 percent for 15 years. Madison’s second loan involved upgrades and modifications to the water treatment plant to address volatile organic compounds in the raw water source. The loan amount was \$3,464,360 at 3 percent for 15 years. The loan was de-obligated at the city’s request. The city was awarded its third loan to replace deteriorating and undersized water main on approximately 34 city blocks and loop the distribution across Highway 34 to improve system hydraulics and water quality. The loan was for \$7,315,950 at 1.625 percent for 30 years.

MARION – Marion received its first and second Drinking Water SRF loans to replace water mains, fire hydrants, valves and other appurtenances in the distribution system. The loans were for \$1,235,000 at 1.875 percent for 30 years and included \$325,000 of principal forgiveness and \$134,655 at 1.875 percent for 30 years, respectively.

MARTIN – With its first Drinking water SRF loan, Martin corrected undersized water lines and water supply issues with a \$920,000 loan at 2.5 percent for 30 years. Martin was awarded its second loan, \$633,000 at 2 percent for 30 years to replace water lines and meters in a five-block area.

McLAUGHLIN – Improvements to McLaughlin’s water distribution system in conjunction with an SDDOT project were funded with a \$350,000 loan at 2.5 percent for 30 years. The city’s second loan was used to replace water lines throughout the city and construct a new storage tank. The loan is for \$4,151,050 at 2.25 percent of 30 years and included \$3,180,050 of principal forgiveness. McLaughlin received its third loan in the amount of \$962,396 to replace cast iron and asbestos cement pipe with PVC pipe. The loan included \$557,396 of principal forgiveness.

MELLETTE – The town of Mellette received a loan for \$271,780 to replace nine blocks of water main and install gate valves and fire hydrants. The loan was at 3 percent for 30 years and included \$244,602 of principal forgiveness through the American Recovery and Reinvestment Act of 2009.

MENNO – The city of Menno received its first Drinking Water SRF loan for the replacement of its water meters with remote reading water meters and the installation of an automatic meter reading system. The loan was for \$157,000 at 2.25 percent for 10 years and included \$39,250 of principal forgiveness.

MID-DAKOTA RURAL WATER SYSTEM – The Mid-Dakota Rural Water System received its first two loans for projects to increase the production capacity of the water treatment plant and to construct an underground pumping station and a two-million-gallon elevated water reservoir. The first loan for \$12,000,000 at 2.00 percent for 3 years provided interim financing for those projects. The second loan was in the amount of \$1,000,000 with 100 percent principal forgiveness through the American Recovery and Reinvestment Act of 2009 and partially funded the pumping station and elevated water reservoir. A third loan in the amount of \$2,979,054 was awarded to extend service to new users within the Mid-Dakota service area to include users on the Crow Creek Reservation. The rate and term of the loan are 3 percent for 30 years, and the loan included \$450,000 of principal forgiveness. To construct a 150,000-gallon elevated water storage tank for the Redfield service area, Mid-Dakota RWS was awarded a fourth loan for \$719,000 at 3 percent for 30 years. Mid-Dakota received its fifth loan in the amount of \$2,535,000 at 3 percent for 15 years to install an automatic meter reading system. The rural water system was awarded its sixth loan for installing a new metering system, paralleling of transmission mains, and adding a new backwash recovery system and membrane capacity. The loan was for \$29,467,750 at 1.875 percent for 30 years.

MIDLAND – Midland was awarded its first loan in the amount of \$225,000 at 2.25 percent for 30 years to address haloacetic acid (HAA5) violations. The project consists of a new 53,000-gallon ground storage facility with a new mixing system and construction of 3,220 feet of 6-inch main to loop the system.

MILBANK – Milbank secured a \$4,741,000 loan at 2.5 percent for 30 years to replace raw water transmission lines.

MILLER – The city of Miller was awarded a loan in the amount of \$255,200 at 2.5 percent for 10 years to replace water meters throughout the city. The city’s second loan in the amount of \$2,112,000 at 3 percent for 30 years is for the replacement of approximately 9,100 feet of water mains throughout the city. The loan included \$692,000 of principal forgiveness. Miller was awarded a third loan in the amount of \$1,099,000 at 2.25 percent for 30 years to continue replacing water distribution lines. Miller received its fourth loan in the amount of \$400,000 at 2.25 percent for 30 years for additional replacement of the water distribution system. The city received its fifth loan to complete the replacement of the distribution system. The loan was for \$1,460,755 at 1.875 percent for 30 years.

MINA LAKE SANITARY DISTRICT – Mina Lake Sanitary District received a loan for \$255,200 at an interest rate of 5 percent for 20 years. This loan was for the construction of a 150,000-gallon water tower. The district’s

second loan was for \$567,390 to replace undersized water mains, construct approximately 11,400 feet of new water main to improve pressure, and upgrade existing water meters. This loan was at 3.0 percent for 20 years and included \$283,695 of principal forgiveness through the American Recovery and Reinvestment Act of 2009. Mina Lake was awarded its third loan in the amount of \$246,400 at 1.875 percent for 10 years to replace water meters throughout the system.

MINNEHAHA COMMUNITY WATER CORPORATION – Minnehaha Community Water Corporation received a loan in the amount of \$6,500,000 at 3.5 percent for 20 years to expand its rural water system to the communities of Colton and Garretson. The loan was used for water lines, an elevated water storage tank, wells, and a new water treatment plant. Minnehaha Community Water Corporation was awarded its second loan to make improvements to the distribution system which will enable Minnehaha Community Water to receive additional water from the Lewis & Clark Regional Water System. These improvements will then allow Minnehaha Community Water to deliver 1.0 MGD to Big Sioux Community Water System who will then, in turn, use the extra capacity to deliver up to 1.0 MGD to the city of Madison. The loan was for \$900,000 at 3.0 percent for 20 years but was rescinded at the borrower's request. Minnehaha Community Water Corporation's third loan was for \$7,510,000 at 2.125 percent for 30 years to improve storage capacity in the system. The project involves installing approximately 8.2 miles of 12-inch water transmission main, a 250,000-gallon water tower near Humboldt, a 750,000-gallon water tower near Brandon, and a control valve station. To utilize treated water from the proposed Shared Resources treatment plant, Minnehaha Community Water Corporation was awarded its fourth loan to construct approximately 38 miles of new water main for the system, a 1.5-million-gallon water tower, a control valve station, and a reservoir and booster station. The loan was for \$44,349,000 at 2.125 percent for 30 years.

MISSION HILL – The first SRF loan awarded to Mission Hill was used to construct a new water tower and install new water lines to loop dead-end lines. The loan was in the amount of \$250,000 at 3.25 percent for 20 years. The loan was subsequently deobligated in full at the request of the city.

MITCHELL – The city of Mitchell received a \$6,000,000 loan at 4.5 percent interest for 20 years to connect to the B-Y Rural Water System by constructing a water pipeline from Lesterville west and north to Mitchell. The project involved 61 miles of pipe, two pumping stations, a water storage reservoir, a meter station and appurtenances. The city's second Drinking Water SRF loan was used to construct a 1,000,000-gallon elevated water storage tank to replace a water tower built in 1928. The \$2,360,000 loan, at 3 percent for 20 years, included \$354,000 of principal forgiveness through the American Recovery and Reinvestment Act of 2009. Mitchell's third loan in the amount of \$1,028,000 replaced water lines on Sanborn Boulevard between 1st and 15th Avenues. Mitchell's fourth loan in the amount of \$690,000 replaced water lines along various street segments located within the city's east central drainage basin. Both loans are at 2.25 percent for 20 years. Mitchell received its fifth loan in the amount of \$1,175,000 at 1.875 for 30 years to rehabilitate the west water tower and replace valves in the valve vault. The city was awarded its sixth loan for construction of a 2.5-million-gallon capacity ground storage tank and associated pump station and chemical feed facility and to make modifications to the water distribution system. The loan was for \$11,000,000 at 1.875 percent for 30 years. Mitchell's seventh loan, \$2,840,000 at 1.875 percent for 30 years was for extension of water main along South Dakota Highway 37 and along West Harmon Street and looping of lines around 12th and 13th Streets.

MOBRIDGE – The city of Mobridge received two loans in the amounts of \$965,000 and \$355,000 to finance water treatment plant upgrades. Both loans were at 5.25 percent for 20 years. The city undertook a water line extension project along Lake Front Drive to provide water to new users and to loop the system. The project was funded with two loans in the amounts of \$213,500 and \$90,000 both at 2.50 percent for 30 years. The city's fifth loan was in the amount of \$500,000 loan with 100 percent principal forgiveness through the American Recovery and Reinvestment Act of 2009. The loan was to make improvements to the raw water intake. Mobridge's sixth loan will be used to construct a 600,000-gallon water tower and make improvements to an existing 500,000-gallon water tower. The loan is for \$1,212,000 at 2.25 percent for 30 years. Mobridge's seventh loan for \$400,000 at 2.25 percent for 30 years was necessary to address higher than anticipated construction costs on the

water tower project. The city was awarded its eighth loan to make repairs to dilapidated equipment at the water treatment plant, replace the intake system in the Missouri River and either relocate the north water tower to higher ground or construct a ground storage reservoir with a booster pump station to increase water pressure. The loan was for \$7,123,072 at 1.875 percent for 30 years.

MONTROSE – Montrose received its first Drinking Water SRF loan to replace all 4-inch water mains within the distribution system and various hydrants and gate valves. The loan amount was \$893,000 (3 percent for 30 years) and included \$593,000 of principal forgiveness. The city's second loan, \$187,000 at 2.25 percent for 30 years, was for the construction of a 90,000-gallon ground storage standpipe.

NEW UNDERWOOD – The city of New Underwood was awarded a \$175,500 loan to partially fund the construction of a water treatment facility to address radium and gross alpha contamination at its water source. The loan was at 3.0 percent for 20 years and included \$70,200 of principal forgiveness through the American Recovery and Reinvestment Act of 2009.

NEWELL – The city of Newell received a loan for \$829,000 to drill a new well, construct a new well house, controls, and chlorination equipment; replace old water main, and replace a water tower. The loan was at 2.25 percent for 30 years and included \$322,750 of principal forgiveness through the American Recovery and Reinvestment Act of 2009. The city's second loan was used to replace the water meters and install a drive-by remote reading system. The loan was in the amount of \$266,250 at 1.25 percent for 10 years and included \$166,250 of principal forgiveness. Newell was awarded its third loan to install approximately 840 feet of new watermain, replace approximately 5,200 feet of asbestos-cement and plastic water lines, and construct a new water booster station. The loan was for \$649,400 at 1.625 percent for 30 years.

NICHE SANITARY DISTRICT – A \$315,000 loan was awarded to the Niche Sanitary District to replace the undersized water distribution lines with 6-inch PVC lines, install individual service lines and meters to each user, and connect to the Black Hawk Water Users District. At project completion, the Black Hawk Water Users District will take ownership of the system and supply water to the sanitary district residents as individual users. The loan was awarded at 2.25 percent for 30 years and included \$225,000 of principal forgiveness.

NISLAND – Nisland received a \$350,000 loan at zero percent interest for 30 years to fund the reconstruction of its water distribution system.

NORTH SIOUX CITY – North Sioux City received its first Drinking Water SRF loan in the amount of \$2,700,000 at 2.125 percent for 30 years to construct a 750,000-gallon elevated water storage tank. The city was awarded its second loan to make improvements to the Streeter Drive Water Treatment Plant by updating the chemical feed, electrical, and other systems to increase capacity and provide redundancy to the system. The loan was for \$5,627,193 at 2.125 percent for 30 years.

NORTHVILLE – Northville received a \$203,460 loan to replace water meters throughout the town, replace and loop water lines, and make improvements to a service pump. The loan was at 3.0 percent for 20 years and included \$162,768 of principal forgiveness through the American Recovery and Reinvestment Act of 2009. The town was awarded its second loan in the amount of \$5,627,193 at 2.125 percent for 30 years to replace water meters, loop lines, and add a 40,000 gallon above ground water storage tank and pumphouse.

OACOMA – Oacoma received a \$1,414,800 Drinking water SRF loan to construct a new water reservoir and associated piping. The loan was at 3.0 percent for 20 years and included \$321,480 of principal forgiveness through the American Recovery and Reinvestment Act of 2009. The loan was subsequently deobligated due to a change in project scope which prevented the city from meeting ARRA deadlines. The city was awarded a second loan for \$1,351,300 at 2.25 percent for 10 years to proceed with the revised water storage project.

OELRICHS – Oelrichs received its first Drinking Water SRF loan for a project involving water tower rehabilitation, fire hydrant replacement, and installation of meter setters and backflow prevention valves. The loan was for \$447,000 at 2.25 percent for 30 years and included \$357,600 of principal forgiveness.

ONIDA – Onida’s first loan, in the amount of \$905,000 loan at 3.0 percent for 20 years, funded the construction of a 200,000-gallon water storage tank and the installation of new meters and an automatic meter reading system, lines to eliminate dead end lines, and additional hydrants and valves. The loan included \$250,000 of principal forgiveness. Onida was awarded its second loan to replace water lines in various locations within the city. The loan was for \$950,000 at 2.25 percent for 20 years and included \$250,000 of principal forgiveness. Onida’s third loan completed replacing water lines in the city. The loan was for \$750,000 at 2.75 percent for 30 years and included \$345,000 of principal forgiveness.

PARKER – Parker’s first loan, in the amount of \$730,000 at 3.25 percent for 20 years, was used to replace cast iron water mains in various locations in the city. The city’s second loan, in the amount of \$300,000 at 3.25 percent for 20 years, funded the second phase of the water line replacement project. Parker was awarded a third loan in the amount of \$554,200 to continue replacing its water distribution system. This loan was at 3.0 percent for 20 years and included \$452,100 of principal forgiveness through the American Recovery and Reinvestment Act of 2009. The city was awarded its fourth loan in the amount of \$697,000 at 2.5 percent for 30 years to continue with additional replacement of its water distribution system. Parker received its fifth loan in the amount of \$1,668,150 at 1.875 percent for 30 years to install approximately 11,300 feet of water main.

PERKINS COUNTY RURAL WATER SYSTEM – A \$131,000 Drinking Water SRF loan was awarded the Perkins County Rural Water System to construct a booster station along Highway 75. The loan was awarded as 100 percent principal forgiveness. The loan amount was increased to \$151,000 to allow for the purchase of a SCADA system. Perkins County RWS received its second loan to change the vertical alignment or insulate existing water main along Highways 12 and 73 near the city of Lemmon that will lose minimum cover needed to prevent freezing due to an upcoming DOT project. The \$1,722,000 loan at 2.25 percent for 30 years includes \$1,033,000 of principal forgiveness and also funded the installation of a SCADA system at the Highway 20 Booster station. The rural water system was awarded its third loan to add three storage tanks to its system and upgraded transmission and distribution lines. The loan was for \$4,589,000 at 1.625 percent for 30 years.

PIEDMONT – Piedmont extended its distribution system to residences within the town utilizing individual wells as a water source. The town’s first loan was for \$1,404,000 at 3 percent for 20 years and included \$804,000 of principal forgiveness.

PIERPONT – Pierpont received a loan in the amount of \$551,200 at 3 percent for 30 years to replace the existing high service pump and pressure tank. The loan included \$413,400 in principal forgiveness.

PIERRE – The city of Pierre used a \$1,094,200 loan at 3.5 percent for 15 years to fund a well field expansion. The loan funded construction of new wells, well houses, and water distribution lines. Pierre’s second drinking water loan, \$1,832,900 at 3.5 percent for 15 years, funded construction of a new storage tank to create a third pressure zone within the city. The city received its third loan, \$36,850,000 at 2.5 percent for 30 years, to construct a water intake in the Missouri River, raw water pump station, raw water transmission line, an 8.8-million gallon per day ultrafiltration water treatment facility, and transmission lines to connect into the distribution system.

PINE CLIFF PARK WATER AND MAINTENANCE, INC. – Pine Cliff Park received its first Drinking Water SRF loan in the amount of \$348,000 at 2.25 percent for 20 years to replace lines in the water distribution system.

PLANKINTON – The city of Plankinton used its first Drinking Water SRF loan to construct a new storage tower, replace portions of the distribution system, and loop dead-end lines. The loan was for \$1,765,000 at 3 percent for 30 years and included \$1,009,000 of principal forgiveness.

PLATTE – Platte replaced cast iron water mains with its first drinking water loan of \$400,000 at 2.5 percent for 10 years. The city was awarded its second loan to install water mains to serve an area along Highway 44, rehabilitate water storage reservoirs, and upgrade the water meters to an automatic reading technology. The loan was for \$139,547 at 1.875 percent for 30 years.

PLEASANT VALLEY WATER ASSOCIATION – Pleasant Valley Water Association received its Drinking Water SRF loan to address water loss and operational issues by replacing old curb stops and installing valves in the mains. The loan amount was \$249,000 and terms were 2.125 percent for 30 years.

RANDALL COMMUNITY WATER SYSTEM – The Randall Community Water System was awarded its first Drinking Water SRF loan to provide individual service to the residents of Geddes and make improvements within its system. The Geddes service involved replacing a portion of the water distribution system and installing meter pits. Improvements to the Randall Community Water system included installing approximately 61,000 feet of water main and constructing a 2.7-million-gallon ground storage reservoir. The loan was for \$4,600,000 at 2.25 percent for 30 years and included \$2,263,000 of principal forgiveness. Randall Community Water System received its second loan to make improvements to its water distribution system by adding approximately 37 miles of pipeline. The loan was for \$6,325,375 at 1.875 percent for 30 years. A third loan was awarded to install approximately 38 miles of pipe from a storage facility near Platte to a tank near Stickney, construct booster stations and storage facilities, and upgrade the Platte Water Treatment Plant. The loan was for \$38,734,175 at 1.875 percent for 30 years. The district's fourth loan in the amount of \$1,000,000 at 1.875 percent for 30 years to address cost increases on the project to provide individual service to the residents of Geddes. The loan included \$500,000 of principal forgiveness. Randall Community Water received its fifth loan to install approximately 33 miles of pipe from a water tower near Stickney to the city of Mitchell and install booster stations and storage facilities as needed. The loan was for \$45,000,000 at 1.875 percent for 30 years.

RAPID CITY – Rapid City's first drinking water loan was for \$3,500,000 at 3.5 percent for 20 years. This loan financed a new water tank and transmission main in the southwest edge of the city. Rapid City was awarded its second loan for engineering services and the purchase of membranes at the Jackson Springs Water Treatment Plant. The loan amount was \$6,000,000 at 3 percent for 20 years. Rapid City was awarded its third loan to expand its service area to provide water to users located east of the city limits. These homes are currently served by systems that provide substandard to poor quality water that is often in violation of drinking water standards. The loan was for \$4,626,000 at 3 percent for 20 years with \$3,000,000 of principal forgiveness. To cover shortfalls on the aforementioned project, Rapid City was awarded a \$500,000 loan at 2.0 percent for 20 years with \$375,000 of principal forgiveness.

RAPID VALLEY SANITARY DISTRICT – The Rapid Valley Sanitary District received a \$682,000 loan with 100 percent principal forgiveness through the American Recovery and Reinvestment Act of 2009. The loan was to install a third microfiltration skid to increase plant production from 2 to 3 MGD, allowing the district to serve two small existing sanitary districts east of Rapid City. The second loan awarded to the Rapid Valley Sanitary District was for the removal and replacement of a 166,000-gallon water storage tank in poor condition with a 256,000-gallon tank. The loan amount was \$500,000 at 3 percent for 20 years. The district was awarded its third loan to install a 12-inch water main, construct a 2-million-gallon concrete storage tank, and drill a new well to provide service to Box Elder. The loan was for \$1,679,000 at 1.625 percent for 30 years.

REDFIELD – The City of Redfield received a loan in the amount of \$85,000 at an interest rate of 4.5 percent for 20 years. The loan financed the replacement of water lines located under US Hwy 212 and 281. The project involves construction of approximately 4,900 feet of pipe, services lines, and appurtenances and will replace brittle asbestos cement or cast iron pipes that are fifty to eighty years old. Redfield received a second loan, in the amount of \$342,755 at 2.5 percent for 30 years, to fund water line replacement on South Main Street and Sixth Avenue.

REE HEIGHTS – Ree Heights received a \$430,000 loan with 100 percent principal forgiveness to replace the town’s water system so that Mid-Dakota Rural Water System will take over all operational and maintenance requirements of the system and serve Ree Heights’ users individually. Due to a funding shortage, Ree Heights received a second loan for \$432,000 with 100 percent principal forgiveness to complete the project.

ROSCOE – Roscoe received its first Drinking Water SRF loan to replace asbestos cement pipe in the distribution system and loop dead end lines, install remote read meters, update the interior piping of the well house and repair the existing water towers. The loan was in the amount of \$644,000 at 2.5 percent for 30 years. When the project was bid, the low bid came in over budget. A second loan for \$622,000 at 1.875 for 30 years was awarded to allow the town to complete the project. The loan included \$394,000 of principal forgiveness.

ROSHOLT – Rosholt received its first Drinking Water SRF loan in the amount of \$1,397,500 at 2.125 percent for 30 years to construct a new 75,000-gallon water tower to replace its existing tower.

ROSLYN – The town of Roslyn received a \$500,000 loan with 100 percent principal forgiveness through the American Recovery and Reinvestment Act of 2009. The loan was to replace water mains throughout the city and construct a new 50,000-gallon water storage tank.

SAINT LAWRENCE – Saint Lawrence received its first Drinking Water SRF loan to replace water meters and install an automatic water meter reading system, rehabilitate its water tower, and replace cast iron water main. The loan was for \$1,148,000 at 2.125 percent for 30 years and included \$1,030,000 of principal forgiveness.

SALEM – Salem received a loan of \$126,921 at 3.5 percent for 10 years to fund water distribution improvements in the city. Salem’s second loan, in the amount of \$348,540 at 3.25 percent for 20 years, funded water distribution system improvements in 2005. The city’s third loan, in the amount of \$1,345,000 at 3.25 percent for 30 years, was for a microfiltration pretreatment system with a nanofiltration softening system in a new water treatment facility and the installation of a new well. Salem was awarded its fourth loan in the amount of \$302,000 at 2.25 percent for 30 years to replace a portion of its water distribution system. The city’s fifth loan, \$439,000 at 1.875 percent for 30 years, is for the replacement of approximately three blocks of water main and installation of an additional block of new line to provide looping. This loan was de-obligated at the borrower’s request. Salem was awarded its sixth loan in the amount of \$637,650 at 1.875 percent for 30 years to replace approximately 9,250 feet of cast iron and asbestos cement water mains.

SCOTLAND – Scotland replaced water mains in conjunction with reconstruction of Main Street with its \$340,000 loan at 2.5 percent for 30 years.

SELBY – The city of Selby received a \$100,000 loan with 100 percent principal forgiveness through the American Recovery and Reinvestment Act of 2009. The loan partially funded the second phase of the city’s water main replacement project.

SHARED RESOURCES – Shared Resources is a joint effort between Minnehaha Community Water Corporation and the Big Sioux Community Water System to treat and deliver water to the two systems. Shared Resources received its first Drinking Water SRF loan to construct an 8-MGD treatment plant, well field, distribution pipeline, and two storage tanks. The loan was for \$69,983,400 at 2.125 percent for 30 years.

SIOUX FALLS – The city of Sioux Falls received a loan in the amount of \$7,022,000 at an interest rate of 4.5 percent for 10 years to finance central pressure zone improvements. The city’s second loan allowed the city to continue with drinking water facility improvements with a loan for \$2,750,000 at 4.5 percent interest for 10 years. Its third loan, at 3.5 percent for ten years, was in the amount of \$7,930,000 for drinking water facilities improvements and water distribution line replacement. The city’s fourth drinking water loan, \$5,279,000 at 3.5 percent for 10 years, funded the replacement of aging equipment and water main and the improvement of operational efficiency, maintenance space, and pressure zones. Sioux Falls’ fifth drinking water loan is in the

amount of \$12,749,000 at 2.5 percent for 10 years. This loan financed improvements to the water treatment plant, improvements to the West Pump Station, replacement of water mains, and upgrade of elevated finish tanks and collector wells. In 2008, Sioux Falls received three additional Drinking Water SRF loans, each at 2.5 percent for 10 years. The city's sixth loan, for \$17,848,000, was for the construction of a new backwash basin and additional filters to improve operational efficiencies in the treatment plant. The seventh loan was to upgrade a vertical well to a horizontal collector well to increase production capacity and is for \$2,200,000. The eighth loan, in the amount of \$2,705,600, replaced water mains in two areas and valves at several locations. Sioux Falls' ninth loan in the amount of \$3,578,750 replaced three vertical water supply wells with a new horizontal collector well and rehabilitated an existing horizontal well. The city's tenth loan in the amount of \$7,606,900 involved water main and valve replacement at various locations and the upgrade of a pumping station. Loans 9 and 10 each had an interest rate of 2.25 percent, a 10-year term and included 10 percent principal forgiveness through the American Recovery and Reinvestment Act of 2009. The eleventh loan award to Sioux Falls was for \$4,000,000 at 2.5 percent for 10 years to replace water mains and valves in various locations. The city received its twelfth loan to install approximately 1.5 miles of 24-inch pipe along Highway 11 between 6th Street and 26th Street and develop a new collector well to replace wells that were taken offline due to PFAS contamination. The loan was in the amount of \$12,500,000 at 1.875 percent for 10 years and included \$7,895,000 of principal forgiveness made available through the Bipartisan Infrastructure Law Emerging Contaminants Funding.

SIoux RURAL WATER SYSTEM – A \$2,515,000 loan at 3.0 percent for 20 years was awarded to the Sioux Rural Water System to construct 31 miles of water distribution line, connect the city of Kranzburg as individual users, replace the existing SCADA system, and develop two additional wells at the Castlewood well field. The second loan awarded to Sioux Rural Water System Drinking involved improvements to a well field and the Castlewood and Sioux water treatment plants, additional pipeline and pumping facilities in the distribution system and installation of radio meter reading infrastructure and new meters. In addition, the project included work associated with the residents of the city of Hazel becoming individual customers of the Sioux Rural Water System. The loan amount was \$9,821,000 with a rate and term of 2.25 percent for 20 years. Sioux RWS was awarded its third loan to construct a new 300,000-gallon elevated tank and install water lines in two different locations to improve pressure to existing customers. The loan was for \$3,202,650 at 2.125 percent for 30 years.

SOUTH LINCOLN RURAL WATER SYSTEM – A \$2,000,000 loan at 3.5 percent for 20 years funded South Lincoln Rural Water System's pipeline, well and pumping improvements. In addition, new facilities were constructed to provide connection of South Lincoln's system to the Lewis and Clark Regional Water System. The South Lincoln system was awarded its second loan to provide individual service to the residents of Fairview by extending a water line to the town and replace the town's distribution system. The loan was for \$476,500 at 3 percent for 30 years and included \$244,500 of principal forgiveness. South Lincoln RWS was awarded its third loan to construct an elevated water tank, a new pump station, and water treatment plant. The loan was for \$10,384,082 at 2.125 percent for 30 years. The system was awarded its fourth loan in the amount of \$11,502,000 at 2.125 percent for 30 years due to the need for additional funding to complete the water treatment plant.

SOUTH SHORE – South Shore received its first Drinking Water SRF loan to construct a ground storage tank and associated water lines to connect the tank to the distribution system. The loan was for \$449,000 at 1.875 percent for 30 years.

SOUTHERN BLACK HILLS WATER SYSTEM – Southern Black Hills Water system received its first SRF loan to extend a water main from the two wells at the Paramount Point Subdivision to the Spring Creek Acres Subdivision and construct a new well, booster pump station, new elevated storage reservoir, and chlorination and SCADA systems. The loan was for \$540,000 at 2.125 percent for 30 years.

SPEARFISH – The city of Spearfish was awarded its first Drinking Water SRF loan to construct a two-million-gallon ground level water storage tank, install 16-inch water main to connect the tank to the distribution system, and add water level control valves at two existing storage tanks. The loan was for \$3,254,000 at 3 percent for 20 years. The city received its second loan to construct a two-million-gallon ground level water storage tank,

approximately 4,200 feet of water main to connect the tank to the distribution system and install water level control valves at two existing storage tanks. The loan was for \$3,234,000 at 1.625 percent for 30 years.

SPRING/COW CREEK SANITARY DISTRICT - Spring/Cow Creek Sanitary District received its first Drinking Water SRF loan to construct a 200,000-gallon elevated water storage tank to replace the current ground storage tank and pump house. The loan was for \$444,000 at 2.125 percent for 30 years.

SPRINGFIELD –Springfield was awarded a \$2,000,000 Drinking Water SRF loan with 100 percent principal forgiveness to partially fund the construction of a new water treatment plant.

STRATFORD –Springfield was awarded a \$1,846,000 Drinking Water SRF loan with 100 percent principal forgiveness to replace the water distribution system and meter the system.

STURGIS – Sturgis received a loan for \$700,000 at 5 percent interest for 15 years. This loan financed the replacement of approximately 7,800 feet of water main in conjunction with a South Dakota Department of Transportation roadway reconstruction project. The second loan awarded to Sturgis was to upgrade the water distribution system serving the Murray Addition. The \$863,000 loan is at 2.25 percent for 10 years and included \$86,300 of principal forgiveness through the American Recovery and Reinvestment Act of 2009. The city's third loan was awarded to provide interim financing for upgrades to pressure reducing valves, the SCADA system, a booster pump, and well house and the replacement of a well and water lines. The loan was for \$3,460,000 at 2 percent for three years. Sturgis received its fourth loan, \$2,200,000 at 3 percent for 20 years, to replace water lines beneath Lazelle Street. The city's fifth loan was for water system improvements including two new wells and well houses, a 500,000-gallon water storage tank, and water main looping. The loan is in the amount of \$4,188,000 at 1.625 percent for 30 years.

TC&G WATER ASSOCIATION – The TC&G Water association received its first loan for the replacement water meters, installation of a new booster station, and replacement of approximately 18 miles of old and undersized pipe throughout the system. The loan amount was \$1,485,000 at 2.25 percent for 30 years.

TABOR – Tabor's first Drinking Water SRF loan was in the amount of \$1,530,000 at 3 percent for 30 years and included \$700,000 of principal forgiveness. The loan will be used for the replacement of cast iron water main with PVC pipe, rehabilitation of the pump station, and to conduct a leak detection survey.

TEA – Tea received a loan in the amount of \$1,714,327 at 3.25 percent for 20 years for an emergency connection to the Lewis and Clark Regional Water System. The city's second loan for \$2,700,000 at 2.125 percent for 30 years was awarded for the construction of a 750,000-gallon elevated water storage tank in the northeast section of the city. The city received its third loan to install 4,400 feet of new watermain to connect existing homes not currently served by the city and loop the system. The loan was for \$790,000 at 2.125 percent for 30 years. Tea was awarded its fourth loan in the amount of \$1,009,280 at 2.125 percent for 30 years to extend municipal water main system into a portion of the Hagedorn Industrial Park.

TERRY TROJAN WATER PROJECT DISTRICT – The Terry Trojan Water Project District received its first Drinking Water SRF loan to construct an additional well, make upgrades to the SCADA system at the existing well, and replace water lines. The loan was for \$812,000 at 2.25 percent for 20 years and included \$80,000 of principal forgiveness. The district's second loan in the amount of \$757,400 at 2.125 percent for 30 years is for the replacement of a leaking concrete water storage tank.

TIMBER LAKE – Timber Lake received its first Drinking Water SRF loan to make improvements to its drinking water infrastructure in anticipation of receiving water from the Mni Wašté Rural Water System. By constructing a new 50,000-gallon water tower and replacing approximately 16,400 feet cast iron lines. The loan was for \$551,000 at 1.875 percent for 30 years.

TM RURAL WATER DISTRICT – The TM Rural Water District receive two loans to provide service to new users within its southeast service area and improve service to Viborg and Hurley by providing storage for these communities. The loans were for \$1,084,750 at 3 percent for 30 years and \$1,398,750 with 100 percent as principal forgiveness. The district was awarded its third loan to install approximately four miles of parallel 12-inch water main to address low water pressure situations during high water demand periods. The loan was for \$5,913,600 at 1.625 percent for 30 years.

TRAIL WEST SANITARY DISTRICT – The Trail West Sanitary District received a loan of \$1,651,000 to install water meters and approximately 7,500 feet of 4-inch water main, rehabilitate existing wells, and construct an iron removal treatment system. The loan was at 3 percent for 20 years and included \$637,860 of principal forgiveness.

TRI-COUNTY WATER ASSOCIATION – The Tri-County Water Association received a \$200,000 loan, awarded as 100 percent principal forgiveness, to construct an elevated water storage tank.

TRIPP – The city of Tripp received a loan for \$291,000 at 2.5 percent interest for 30 years to complete the city’s on-going water main rehabilitation project. The project involves approximately 8,100 feet of pipe, service connections, valves, fire hydrants and appurtenances to replace 70-year old cast iron water mains.

TRIPP COUNTY WATER USERS DISTRICT – Tripp County Water Users District was awarded two loans in 2003. The first loan, \$3,500,000 at 2.5 percent for 30 years, funded expansion of the district into Gregory County and the assimilation of the East Gregory Rural Water System. The second loan, \$148,000 at zero percent interest for 30 years, allowed the district to assume the water distribution system at Wood. The district’s third loan, in the amount of \$850,000 at 3 percent for 20 years, funded the construction of an elevated water storage tank near Fairfax. This loan was de-obligated in full at the request of the district. Tripp County was awarded its fourth loan to upgrade a large portion of its distribution system by installing more than 195 miles of mains, increasing pump sizes or constructing new booster stations, providing new water services, and constructing two new water towers. The loan was for \$11,750,000 at 2.25 percent for 30 years. The district was awarded its fifth loan to replace two storage tanks, parallel and loop lines to increase water pressure within the system, develop a new well field to address water supply issues. The loan is for \$9,250,000 at 0 percent for 30 years.

TULARE – Tulare received a \$1,145,000 loan, awarded as 100 percent principal forgiveness, to replace the transfer pump station and install new pumps, controls, and piping, replace a ground storage reservoir and water tower with a larger water tower, cap an abandoned well, and demolish the well house building.

TYNDALL – Tyndall received a loan for \$300,000 at 2.5 percent interest for 10 years. This loan financed the installation of approximately 2,800 feet of water main to enhance the overall efficiency of the distribution system by looping areas of the community that are currently dead ends. Tyndall received a second loan in the amount of \$861,000 to fund a connection to the B-Y Rural Water System. This loan was at 2.5 percent interest for 30 years. The city’s third loan financed the construction of a new 200,000-gallon water tower and replacement of sections of water main located throughout the city. The \$1,570,000 loan was made at 2.25 percent for 30 years and included \$200,000 of principal forgiveness. Tyndall was awarded its fourth loan in the amount of \$1,192,856 at 1.875 percent for 30 years to replace 18 blocks of deficient water mains in various parts of the city.

VALLEY SPRINGS –Valley Springs received its first Drinking Water SRF loan, \$1,603,000 at 2.125 percent for 30 years, to replace water main and re-coat the water tower. The city was awarded its second loan to construct new well houses adjacent to two existing wells, replace approximately 5,000 feet of asbestos cement pipe, and replace inoperable valves throughout the system. The loan was for \$521,168 at 2.125 percent for 30 years.

VERMILLION – Vermillion received a loan for \$942,000 at 5 percent interest for 20 years. This loan was used to construct lime sludge disposal lagoons. Vermillion’s second loan, \$1,510,000 at 3.5 percent interest for 20 years, funded water treatment plant improvements. Vermillion’s third drinking water SRF loan, in the amount

of \$3,772,500 at 2.5 percent for 20 years, funded phase 3 improvements to the water treatment plant. The city's received its fourth loan to replace a water tower. The loan was for \$1,532,000 at 2.25 percent for 30 years and included \$153,200 of principal forgiveness.

VIBORG – The city of Viborg's first SRF loan was to replace water distribution lines and loop lines at various locations in the city. The loan amount was \$249,775 with an interest rate of 3.25 percent and a term of 20 years. Viborg funded water main improvements in conjunction with a Highway 19 reconstruction project with its second loan. The \$847,000 loan had a 3 percent interest rate, a 30-year term, and included \$730,000 of principal forgiveness. Viborg's third loan in the amount of \$606,000 at 3.25 percent interest for 30 years was for the replacement of approximately 2,900 feet of water main and five fire hydrants.

VOLGA – The city of Volga received its first Drinking Water SRF loan, \$2,790,000 at 2.00 percent for 20 years, to construct a 750,000-gallon water tower. The loan was amended to \$3,700,000 at 2.125 percent for 30 years. The city was awarded its second loan to loop dead-end line and add two additional wells and the lines needed to connect the wells to the system. The loan was for \$1,259,776 at 2.125 percent for 30 years.

WAGNER – Wagner received its first drinking water loan in the amount of \$750,000 at the disadvantaged rate of zero percent interest for 30 years to make improvements to its water tower and replace water lines. The city's second loan, in the amount of \$175,000 at the disadvantaged rate of zero percent interest for 30 years, replaced water utilities along North Park Street and North Street. Wagner was awarded its third loan to replace water line on South Park Street. The \$275,000 loan was at 0 percent for 30 years and included \$55,000 of principal forgiveness through the American Recovery and Reinvestment Act of 2009. The loan was rescinded at the city's request.

WAKONDA – Wakonda received its first loan to replace a meter pit, rehabilitate the water tower, and replace cast iron lines that account for more than 40 percent of the water distribution system. The loan is for \$1,378,000 at 3 percent for 30 years and includes \$948,000 of principal forgiveness.

WARNER – The city of Warner received a \$400,000 loan with 100 percent principal forgiveness through the American Recovery and Reinvestment Act of 2009. The loan partially funded improvements to the city's water storage capabilities.

WATERTOWN – Watertown's first Drinking Water SRF loan was used to develop a new well field and expand the city water treatment plant in order to discontinue using the Lake Kampeska water source and treatment facility and replace a standpipe with a new two-million-gallon standpipe. The loan was for \$23,760,000 at 3.25 percent interest and a 20-year term. The city was awarded its second loan to make improvements at its water treatment plant by replacing a lime slaker, replacing outdated control systems, and replacing the chlorine generator with a sodium hypochlorite generation system. The loan was for \$699,748 at 1.875 percent for 20 years. The city's third loan in the amount of \$4,857,300 at 1.875 percent for 30 years is for the development of a new well field. Watertown received its fourth loan to install approximately 28,000 feet of water main to replace old lines or provide looped lines to improve water quality and flows. The loan was for \$3,403,610 at 1.875 percent for 30 years. A fifth loan in the amount of \$2,339,050 at 1.875 percent for 30 years was to replace a 130-year old watermain (approximately 2,700 feet) that feeds the Mellette Water Tower.

WAUBAY – The city of Waubay's first loan, in the amount of \$750,000 at the disadvantaged rate of 2.5 percent for 30 years, funded phase 1 of the city's drinking water distribution system improvements.

WEB – WEB Water Development Association, Inc. received a loan for \$1,110,000 at 5 percent interest for 15 years. The project would have allowed WEB to extend service to approximately 200 additional rural homes and farms and provide additional water service to four existing bulk users. The Board of Water and Natural Resources rescinded this loan on May 13, 1999. WEB applied for and received a \$137,450 loan at 2.5 percent interest for 30 years to improve water service in the community of Glenham by replacing the town's water distribution

system. This loan was rescinded on June 27, 2003. WEB was awarded its third drinking water SRF loan in the amount of \$3,950,000 at 3.25 percent for 20 years to increase the capacity of its water treatment plant. The award was contingent upon a specific loan closing date, which was not met, and the application was withdrawn at WEB's request. WEB was awarded its fourth loan to install approximately 50 miles of pipe and a metering and control station as part of a regionalization project with WEB, Aberdeen, and BDM Rural Water System. The loan amount was \$39,650,000 at 1.875 percent for 30 years.

WEBSTER – The city of Webster received a \$330,000 loan at 3.5 percent interest for 20 years to fund replacement of cast iron water mains with PVC pipe and replacement of water services and fire hydrants. Webster's second loan was for \$387,400 at 2.25 percent for 10 years to install new water meters and an automatic read system. The loan included \$150,000 of principal forgiveness. Webster received its third loan to replace the majority of the water distribution system. The \$5,031,000 loan was at 1.625 percent for 30 years and included \$1,400,000 of principal forgiveness. The city was awarded its fourth loan to replace approximately 16,000 feet of cast iron water mains. The loan was for \$1,855,956 at 1.625 percent for 30 years.

WESSINGTON SPRINGS – The city of Wessington Springs received its first loan - \$209,000 at 2.25 percent for 30 years – to replace three blocks of water main on Main Street. The city was awarded its second loan replace water mains on College Avenue from 2nd Street to the water treatment plant. The loan was for \$341,075 at 1.625 percent for 30 years.

WEST RIVER/LYMAN-JONES RURAL WATER SYSTEM – WR/L-J received a loan in the amount of \$340,000 at 2.5 percent for 30 years to fund water main replacement in the town of Reliance. WR/L-J's second loan, in the amount of \$8,000,000 at 3.25 percent for 30 years, funded phase 1 of the construction of the north loop pipeline to provide service to Stanley and Haakon counties. WR/L-J was awarded its third loan to install approximately 56,000 feet of water mains to replace existing undersized main provide service to new areas and construct a new 300,000-gallon ground storage tank. The loan was for \$2,800,000 at 2.125 percent for 30 years.

WESTBERRY TRAILS WATER USERS ASSOCIATION – The Westberry Trails Water Users Association was awarded its first loan for the installation of new meters and a chemical feed system and development of a new well. The loan was for \$1,177,000 at 2.125 percent for 30 years and includes \$250,000 of principal forgiveness.

WESTON HEIGHTS SANITARY DISTRICT – Weston Heights Sanitary District received its first Drinking Water SRF loan to construct a new 250,000-gallons spheroid water storage tank. The loan was for \$580,650 at 2.125 percent for 30 years.

WHITE– White received its first Drinking Water SRF loan to replace approximately 3,900 feet of water main and 8 fire hydrants and re-coat the city's water tower. The loan was for \$1,786,189 at 1.625 percent for 30 years.

WHITE LAKE – White Lake received its first Drinking Water SRF loan, \$362,000 at 2.25 percent for 30 years to replace aging water lines on Main Street. The loan included \$85,000 of principal forgiveness.

WINNER – Winner's first Drinking Water SRF loan, \$450,000 at 2.25 percent for 30 years, funded construction of a new chlorine building including new pumps, piping and chlorine equipment.

WOLSEY – Wolsey's first Drinking Water SRF loan, \$263,000 at 3.25 percent for 20 years, funded a waterline replacement project. The city's second loan, in the amount of \$162,300 at 3.25 percent for 20 years, funded water line replacement in conjunction with the SDDOT's reconstruction of Highway 14/281. Wolsey received its third loan to replace a pumphouse, and the pumps and controls and purchase a standby generator. The loan was for \$326,000 at 1.625 percent for 30 years.

WOODLAND HILLS SANITARY DISTRICT – A \$780,000 loan at 3 percent for 20 years with \$480,000 of principal forgiveness was awarded to the Woodland Hills Sanitary District for phase 1 improvements to its water system. Improvements included a new 10,000-gallon ground level water storage tank, water meter pits for the entire system, upgrades to the well, well house, and pump station building, installation of 1,800 feet water main, and replacement of water service line within the right-of-way. Due to higher than expected bids, several items were removed from the original project scope. The sanitary district requested and received an additional \$481,000 to complete the project as intended, with the exception of the ground storage tank. The loan was at 3.00 for 20 years and included \$384,800 of principal forgiveness.

WOONSOCKET – Woonsocket was awarded its first SRF loan in the amount of \$720,000 to replace and loop of water lines primarily along Highway 34. The loan had an interest rate of 3.0 percent, a 30-year term and included \$416,500 of principal forgiveness through the American Recovery and Reinvestment Act of 2009.

WORTHING – Worthing received its first loan in the amount of \$288,000 at 3.5 percent for 20 years for improvements to the city's water distribution system. The city's second loan in the amount of \$301,227 financed the replacement of approximately 1,600 feet of water main on Second and Juniper Streets. The loan was at 3 percent for 20 years and included \$200,000 of principal forgiveness.

YANKTON – Yankton utilized a \$3,460,000 loan for line replacement and water treatment plant improvements to include a new disinfection system. The loan was at 3.5 percent for 20 years. The city secured a second loan in the amount of \$1,100,000 at 3.25 percent for 20 years to install a high pressure area pump station and transmission lines. Yankton's third loan in the amount of \$3,000,000 funded 12 water main replacement projects and two water tower rehabilitation projects. The city received its fourth loan in the amount of \$2,200,000 to drill two wells on the Nebraska side of the Missouri River and construct a raw water transmission line from the wells to the existing water treatment plant on the South Dakota shore. These loans had an interest rate of 3.0 percent, a 20-year term and included 10 percent principal forgiveness through the American Recovery and Reinvestment Act of 2009. Yankton was awarded its fifth loan to upgrade the existing water treatment plant No. 2 and construct a new collector well. The loan was for \$12,850,000 at 3 percent for 30 years with \$1,000,000 of principal forgiveness. The city's sixth loan, \$37,000,000 at 2.25 percent for 30 years, was for the construction of new reverse osmosis water treatment plant and to decommission the oldest of the two existing treatment plants. Yankton was awarded its seventh loan improvements to its water storage and distribution system by recoating two of the city's elevated storage tanks, replacing water main in several areas within the city, and replacing all water meters that are more than five years old with automatic read meters. The loan was for \$8,202,000 at 1.875 percent for 20 years.

EXHIBITS I -- VIII

DRINKING WATER SRF

STATUS REPORTS

EXHIBIT I
Recipients by Population Category
Federal Fiscal Year 2022

Sponsor	Fewer Than 10,000	10,000 and Greater	Binding Commitment Date	Rate	Term
Alexandria (DW-01)	\$350,000		04/13/2022	1.875%	30
Arlington (DW-02)*	\$0		04/13/2022	1.875%	30
Aurora-Brule Rural Water System (DW-02)	\$4,144,734		04/13/2022	1.875%	30
Baltic (DW-04)	\$1,206,339		04/13/2022	2.125%	30
BDM Rural Water System (DW-02)	\$8,006,917		04/13/2022	1.875%	30
Bear Butte Valley Water, Inc (DW-02)	\$1,115,500		04/13/2022	2.125%	30
Belle Fourche (DW-02)	\$1,760,000		09/29/2022	1.625%	30
Beresford (DW-03)	\$672,000		04/13/2022	1.875%	30
Big Sioux Community Water System (DW-04)	\$17,788,000		04/13/2022	2.125%	30
Black Hawk Water User District (DW-04)	\$1,181,600		06/23/2022	2.125%	30
Box Elder (DW-03)		\$4,333,350	04/13/2022	1.625%	30
Box Elder (DW-04)		\$6,630,000	09/29/2022	1.625%	30
Brookings (DW-01)		\$50,963,200	04/13/2022	1.875%	30
Brookings-Deuel Rural Water System (DW-04)	\$5,607,560		04/13/2022	2.125%	30
Bryant (DW-02)	\$920,000		04/13/2022	1.625%	30
Buffalo Gap (DW-01)	\$1,147,000		09/29/2022	0.00%	30
Butte-Meade Sanitary Water District (DW-03)	\$3,325,000		09/29/2022	1.875%	30
Canton (DW-04)	\$1,770,378		09/29/2022	1.875%	30
Chamberlain (DW-03)	\$529,000		06/23/2022	1.875%	30
Chancellor (DW-03)	\$195,000		05/17/2022	1.875%	30
Clark (DW-01)	\$3,315,316		04/13/2022	1.875%	30
Clark Rural Water System (DW-02)*	\$0		04/13/2022	2.125%	30
Clay Rural Water System (DW-06)	\$10,736,050		04/13/2022	2.125%	30
Colman (DW-05)	\$230,400		06/23/2022	1.875%	30
Corsica (DW-01)	\$283,500		04/13/2022	2.125%	30
Dakota Dunes CID (DW-03)	\$429,300		06/23/2022	2.00%	20
Davison Rural Water System (DW-01)		\$810,385	04/13/2022	2.125%	30
Deer Mountain Sanitary District (DW-02)	\$3,001,552		09/29/2022	2.125%	30
Dell Rapids (DW-09)	\$2,136,000		04/13/2022	2.125%	30
DeSmet (DW-03)	\$2,272,500		06/23/2022	1.875%	30
Faith (DW-01)**	\$1,391,000		09/29/2022	1.875%	30
Fall River Water Users District (DW-05)	\$2,915,450		06/23/2022	2.125%	30
Flandreau (DW-01)	\$2,818,087		06/23/2022	1.875%	30
Fort Pierre (DW-01)	\$4,230,684		09/29/2022	2.125%	30
Grant-Roberts Rural Water System (DW-02)	\$4,360,400		04/13/2022	2.125%	30
Gregory (DW-03)	\$2,439,500		04/13/2022	0.000%	30
Hanson Rural Water System (DW-02)	\$2,356,165		04/13/2022	1.625%	30
Harrisburg (DW-04)	\$6,305,000		04/13/2022	2.125%	30

Sponsor	Fewer Than 10,000	10,000 and Greater	Binding Commitment Date	Rate	Term
Hermosa (DW-03)	\$2,861,956		06/23/2022	1.625%	30
High Meadows Water Association, Inc. (DW-01)	\$652,000		09/29/2022	2.125%	30
Hudson (DW-01)	\$831,649		05/17/2022	1.625%	30
Humboldt (DW-02)	\$425,700		04/13/2022	2.125%	30
Irene (DW-04)	\$303,600		04/13/2022	1.625%	30
Joint Well Field, Inc. (DW-02)		\$6,592,000	04/13/2022	2.125%	30
Kadoka (DW-01)	\$448,700		04/13/2022	1.875%	30
Kingbrook Rural Water System (DW-10)		\$22,850,000	04/13/2022	2.125%	30
Lake Preston (DW-02)	\$431,825		04/13/2022	1.875%	30
Lead-Deadwood Sanitary District (DW-02)	\$2,604,000		06/23/2022	1.875%	30
Lennox (DW-06)	\$1,339,200		04/13/2022	1.875%	30
Lincoln County Rural Water System (DW-03)	\$2,653,700		04/13/2022	2.125%	30
Madison (DW-03)	\$7,315,950		04/13/2022	1.625%	30
Marion (DW-02)	\$134,655		06/23/2022	1.875%	30
McLaughlin (DW-03)	\$962,396		09/29/2022	0.00%	30
Mid-Dakota Rural Water System (DW-06)		\$29,467,750	04/13/2022	1.875%	30
Miller (DW-05)	\$1,460,755		04/13/2022	1.875%	30
Mina Lake Sanitary District (DW-03)	\$246,400		04/13/2022	1.875%	10
Minnehaha Community Water Corp. (DW-04)		\$44,349,000	01/06/2022	2.125%	30
Mitchell (DW-06)		\$11,000,000	04/13/2022	1.875%	30
Mitchell (DW-07)		\$2,840,000	04/13/2022	1.875%	30
Mobridge (DW-08)	\$7,123,072		06/23/2022	1.875%	30
Newell (DW-03)	\$649,400		06/23/2022	1.625%	30
North Sioux City (DW-02)	\$5,627,193		05/17/2022	2.125%	30
Northville (DW-02)	\$179,758		05/17/2022	2.125%	30
Parker (DW-05)	\$1,668,150		04/13/2022	1.875%	30
Perkins County Rural Water System (DW-03)	\$4,589,000		04/13/2022	1.625%	30
Platte (DW-02)	\$139,547		04/13/2022	1.875%	30
Pleasant Valley Homeowners Association (DW-01)	\$249,000		09/29/2022	2.125%	30
Randall Community Water District (DW-02)	\$6,325,375		04/13/2022	1.875%	30
Randall Community Water District (DW-03)	\$38,734,175		09/29/2022	1.875%	10
Randall Community Water District (DW-04)	\$1,000,000		09/29/2022	1.875%	30
Randall Community Water District (DW-05)	\$45,000,000		06/23/2022	1.875%	30
Rapid Valley Sanitary District (DW-03)		\$1,679,000	09/29/2022	1.625%	30
Rosholt (DW-01)	\$1,397,500		06/23/2022	2.125%	30
Salem (DW-06)	\$637,650		04/13/2022	1.875%	30
Shared Resources (DW-01)		\$69,983,400	06/23/2022	2.125%	20
Sioux Falls (DW-12)		\$12,500,000	06/23/2022	1.875%	30
Sioux Rural Water System (DW-03)	\$3,202,650		04/13/2022	2.125%	30
South Lincoln Rural Water System (DW-03)	\$10,384,082		04/13/2022	2.125%	30
South Lincoln Rural Water System (DW-04)	\$11,502,000		09/29/2022	2.125%	30

Sponsor	Fewer Than 10,000	10,000 and Greater	Binding Commitment Date	Rate	Term
South Shore (DW-01)	\$449,000		05/17/2022	1.875%	30
Southern Black Hills Water System (DW-01)	\$540,000		04/13/2022	2.125%	30
Spearfish (DW-02)		\$3,234,000	06/23/2022	1.625%	30
Spring/Cow Creek Sanitary District (DW-01)	\$444,000		04/13/2022	2.125%	30
Stratford (DW-01)	\$1,846,000		09/29/2022	0.00%	30
Sturgis (DW-05)	\$4,188,000		09/29/2022	1.625%	30
Tea (DW-04)*	\$0		05/17/2022	2.125%	30
Terry Trojan Water Project District (DW-02)	\$757,400		09/29/2022	2.125%	30
Timber Lake (DW-01)	\$551,000		04/13/2022	1.875%	30
TM Rural Water District (DW-03)	\$5,913,600		04/13/2022	1.625%	30
Tripp County Water User District (DW-05)	\$9,250,000		04/13/2022	0.000%	30
Tyndall (DW-04)	\$1,192,856		04/13/2022	1.875%	30
Valley Springs (DW-02)	\$521,168		06/23/2022	2.125%	30
Volga (DW-02)	\$1,259,776		04/13/2022	2.125%	30
Watertown (DW-02)		\$699,748	06/23/2022	1.875%	30
Watertown (DW-03)		\$4,857,300	04/13/2022	1.875%	30
Watertown (DW-04)		\$3,403,610	04/13/2022	1.875%	20
Watertown (DW-05)		\$2,339,050	04/13/2022	1.875%	30
WEB Water Development Association (DW-04)		\$39,650,000	09/29/2022	1.875%	30
Webster (DW-04)	\$1,855,956		04/13/2022	1.625%	30
Wessington Springs (DW-02)	\$341,075		04/13/2022	1.625%	30
West River/Lyman-Jones Rural Water Sys (DW-03)		\$2,800,000	06/23/2022	2.125%	30
Westberry Trails Water Users Association (DW-01)	\$1,177,000		09/29/2022	2.125%	30
Weston Heights Sanitary District (DW-01)	\$580,650		06/23/2022	2.125%	30
White (DW-01)	\$1,786,189		05/17/2022	1.625%	30
Yankton (DW-07)		\$8,202,000	09/29/2022	1.875%	20
TOTAL	\$208,940,465	\$412,917,968			

*Deobligated in full per borrowers request

** Amendment to prior year award

EXHIBIT II
Assistance Provided by Needs Categories
Federal Fiscal Year 2022

Sponsor	Treatment	Transmission/ Distribution	Source	Storage	Purchase
Alexandria (DW-01)	\$0	\$350,000	\$0	\$0	\$0
Arlington (DW-02)	\$0	\$1,267,700	\$0	\$0	\$0
Aurora-Brule Rural Water System (DW-02)	\$0	\$3,315,788	\$0	\$828,946	\$0
Baltic (DW-04)	\$0	\$1,206,339	\$0	\$0	\$0
BDM Rural Water System (DW-02)	\$5,997,181	\$2,009,736	\$0	\$0	\$0
Bear Butte Valley Water, Inc (DW-02)	\$0	\$702,765	\$312,340	\$100,395	\$0
Belle Fourche (DW-02)	\$0	\$0	\$1,760,000	\$0	\$0
Beresford (DW-03)	\$672,000	\$0	\$0	\$0	\$0
Big Sioux Community Water System (DW-04)	\$0	\$17,788,000	\$0	\$0	\$0
Black Hawk Water User District (DW-04)	\$0	\$1,181,600	\$0	\$0	\$0
Box Elder (DW-03)	\$0	\$823,336	\$0	\$3,510,014	\$0
Box Elder (DW-04)	\$0	\$3,977,600	\$273,400	\$2,379,000	\$0
Brookings (DW-01)	\$43,574,925	\$5,441,275	\$1,947,000	\$0	\$0
Brookings-Deuel Rural Water System (DW-04)	\$0	\$5,607,560	\$0	\$0	\$0
Bryant (DW-02)	\$0	\$920,000	\$0	\$0	\$0
Buffalo Gap (DW-01)	\$0	\$1,147,000	\$0	\$0	\$0
Butte-Meade Sanitary Water District (DW-03)	\$0	\$927,746	\$1,653,720	\$743,534	\$0
Canton (DW-04)	\$0	\$1,770,378	\$0	\$0	\$0
Chamberlain (DW-03)	\$201,020	\$327,980	\$0	\$0	\$0
Chancellor (DW-03)	\$0	\$195,000	\$0	\$0	\$0
Clark (DW-01)	\$0	\$3,315,316	\$0	\$0	\$0
Clark Rural Water System (DW-02)	\$0	\$5,068,000	\$0	\$0	\$0
Clay Rural Water System (DW-06)	\$0	\$7,543,250	\$0	\$3,192,800	\$0
Colman (DW-05)	\$0	\$230,400	\$0	\$0	\$0
Corsica (DW-01)	\$0	\$283,500	\$0	\$0	\$0
Dakota Dunes CID (DW-03)	\$0	\$429,300	\$0	\$0	\$0
Davison Rural Water System (DW-01)	\$0	\$810,385	\$0	\$0	\$0
Deer Mountain Sanitary District (DW-02)	\$2,199,585	\$615,146	\$186,821	\$0	\$0
Dell Rapids (DW-09)	\$0	\$2,136,000	\$0	\$0	\$0
DeSmet (DW-03)	\$0	\$1,972,500	\$0	\$300,000	\$0
Faith (DW-01)	\$0	\$0	\$0	\$1,391,000	\$0
Fall River Water Users District (DW-05)	\$0	\$1,794,539	\$593,743	\$527,168	\$0
Flandreau (DW-01)	\$0	\$2,818,087	\$0	\$0	\$0
Fort Pierre (DW-01)	\$0	\$1,845,645	\$0	\$2,385,039	\$0
Grant-Roberts Rural Water System (DW-02)	\$0	\$4,360,400	\$0	\$0	\$0
Gregory (DW-03)	\$0	\$2,439,500	\$0	\$0	\$0

Sponsor	Treatment	Transmission/ Distribution	Source	Storage	Purchase
Hanson Rural Water System (DW-02)	\$0	\$2,356,165	\$0	\$0	\$0
Harrisburg (DW-04)	\$0	\$6,305,000	\$0	\$0	\$0
Hermosa (DW-03)	\$427,194	\$427,193	\$2,007,569	\$0	\$0
High Meadows Water Association, Inc. (DW-01)	\$0	\$290,307	\$361,693	\$0	\$0
Hudson (DW-01)	\$0	\$476,492	\$0	\$355,157	\$0
Humboldt (DW-02)	\$0	\$425,700	\$0	\$0	\$0
Irene (DW-04)	\$0	\$0	\$0	\$303,600	\$0
Joint Well Field, Inc. (DW-02)	\$6,592,000	\$0	\$0	\$0	\$0
Kadoka (DW-01)	\$0	\$448,700	\$0	\$0	\$0
Kingbrook Rural Water System (DW-10)	\$5,868,295	\$11,425,000	\$668,882	\$4,887,823	\$0
Lake Preston (DW-02)	\$0	\$431,825	\$0	\$0	\$0
Lead-Deadwood Sanitary District (DW-02)	\$0	\$2,604,000	\$0	\$0	\$0
Lennox (DW-06)	\$0	\$1,339,200	\$0	\$0	\$0
Lincoln County Rural Water System (DW-03)	\$0	\$2,653,700	\$0	\$0	\$0
Madison (DW-03)	\$0	\$7,315,950	\$0	\$0	\$0
Marion (DW-02)	\$0	\$134,655	\$0	\$0	\$0
McLaughlin (DW-03)	\$0	\$962,396	\$0	\$0	\$0
Mid-Dakota Rural Water System (DW-06)	\$10,098,598	\$19,369,152	\$0	\$0	\$0
Miller (DW-05)	\$0	\$1,387,717	\$14,608	\$58,430	\$0
Mina Lake Sanitary District (DW-03)	\$0	\$246,400	\$0	\$0	\$0
Minnehaha Community Water Corp. (DW-04)	\$0	\$44,349,000	\$0	\$0	\$0
Mitchell (DW-06)	\$250,000	\$6,150,000	\$0	\$4,600,000	\$0
Mitchell (DW-07)	\$0	\$2,840,000	\$0	\$0	\$0
Mobridge (DW-08)	\$2,846,100	\$747,190	\$591,082	\$2,938,700	\$0
Newell (DW-03)	\$0	\$649,400	\$0	\$0	\$0
North Sioux City (DW-02)	\$5,627,193	\$0	\$0	\$0	\$0
Northville (DW-02)	\$0	\$82,149	\$0	\$97,609	\$0
Parker (DW-05)	\$0	\$1,668,150	\$0	\$0	\$0
Perkins County Rural Water System (DW-03)	\$0	\$1,311,688	\$0	\$3,277,312	\$0
Platte (DW-02)	\$0	\$110,242	\$0	\$29,305	\$0
Pleasant Valley Homeowners Association (DW-01)	\$0	\$249,000	\$0	\$0	\$0
Randall Community Water District (DW-02)	\$0	\$6,325,375	\$0	\$0	\$0
Randall Community Water District (DW-03)	\$0	\$38,734,175	\$0	\$0	\$0
Randall Community Water District (DW-04)	\$0	\$590,000	\$0	\$410,000	\$0
Randall Community Water District (DW-05)	\$0	\$45,000,000	\$0	\$0	\$0
Rapid Valley Sanitary District (DW-03)	\$0	\$857,969	\$0	\$821,031	\$0
Rosholt (DW-01)	\$0	\$0	\$0	\$1,397,500	\$0
Salem (DW-06)	\$0	\$637,650	\$0	\$0	\$0
Shared Resources (DW-01)	\$38,777,802	\$17,684,805	\$6,067,561	\$7,453,232	\$0
Sioux Falls (DW-12)	\$0	\$5,000,000	\$7,500,000	\$0	\$0
Sioux Rural Water System (DW-03)	\$0	\$1,894,047	\$0	\$1,308,603	\$0
South Lincoln Rural Water System (DW-03)	\$5,815,086	\$550,356	\$0	\$3,187,913	\$830,727

Sponsor	Treatment	Transmission/ Distribution	Source	Storage	Purchase
South Lincoln Rural Water System (DW-04)	\$11,502,000	\$0	\$0	\$0	\$0
South Shore (DW-01)	\$0	\$233,929	\$54,329	\$160,742	\$0
Southern Black Hills Water System (DW-01)	\$2,707	\$369,245	\$13,544	\$154,504	\$0
Spearfish (DW-02)	\$0	\$0	\$1,762,621	\$1,471,379	\$0
Spring/Cow Creek Sanitary District (DW-01)	\$0	\$0	\$222,000	\$222,000	\$0
Stratford (DW-01)	\$0	\$1,846,000	\$0	\$0	\$0
Sturgis (DW-05)	\$0	\$390,521	\$2,524,935	\$1,272,544	\$0
Tea (DW-04)	\$0	\$1,009,280	\$0	\$0	\$0
Terry Trojan Water Project District (DW-02)	\$0	\$0	\$0	\$757,400	\$0
Timber Lake (DW-01)	\$0	\$410,220	\$0	\$140,780	\$0
TM Rural Water District (DW-03)	\$0	\$5,913,600	\$0	\$0	\$0
Tripp County Water User District (DW-05)	\$0	\$3,703,000	\$4,900,000	\$647,000	\$0
Tyndall (DW-04)	\$0	\$1,192,856	\$0	\$0	\$0
Valley Springs (DW-02)	\$99,022	\$171,985	\$250,161	\$0	\$0
Volga (DW-02)	\$0	\$852,868	\$406,908	\$0	\$0
Watertown (DW-02)	\$699,748	\$0	\$0	\$0	\$0
Watertown (DW-03)	\$0	\$0	\$0	\$4,857,300	\$0
Watertown (DW-04)	\$0	\$3,403,610	\$0	\$0	\$0
Watertown (DW-05)	\$0	\$2,339,050	\$0	\$0	\$0
WEB Water Development Association (DW-04)	\$0	\$39,650,000	\$0	\$0	\$0
Webster (DW-04)	\$0	\$1,855,956	\$0	\$0	\$0
Wessington Springs (DW-02)	\$0	\$341,075	\$0	\$0	\$0
West River/Lyman-Jones Rural Water Sys (DW-03)	\$1,316,790	\$0	\$0	\$1,483,210	\$0
Westberry Trails Water Users Association (DW-01)	\$95,822	\$556,817	\$228,909	\$0	\$295,452
Weston Heights Sanitary District (DW-01)	\$0	\$0	\$70,650	\$510,000	\$0
White (DW-01)	\$0	\$1,471,046	\$0	\$315,143	\$0
Yankton (DW-07)	\$0	\$7,302,000	\$0	\$900,000	\$0
Total	\$142,663,068	\$391,665,577	\$34,372,476	\$59,376,113	\$1,126,179

*Amendment to prior year award

EXHIBIT III
Source of SRF Funds

Federal Fiscal Year	Federal Capitalization Grant Award	State Match	Leveraged Funds	Total
1997	\$12,558,800	\$2,511,760		\$15,070,560
1998	\$7,121,300	\$1,424,260		\$8,545,560
1999	\$7,463,800	\$1,492,760		\$8,956,560
2000	\$7,757,000	\$1,551,400		\$9,308,400
2001	\$7,789,100	\$1,557,820		\$9,346,920
2002	\$8,052,500	\$1,610,500		\$9,663,000
2003	\$8,004,100	\$1,600,820		\$9,604,920
2004	\$8,303,100	\$1,660,620	\$22,503,662	\$32,467,382
2005	\$8,285,500	\$1,657,100		\$9,942,600
2006	\$8,229,300	\$1,645,860	\$7,000,414	\$16,875,574
2007	\$8,229,000	\$1,645,800		\$9,874,800
2008	\$8,146,000	\$1,629,200	\$13,000,000	\$22,775,200
2009	\$8,146,000	\$1,629,200	\$18,221,624	\$27,996,824
2009 – ARRA	\$19,500,000	\$0		\$19,500,000
2010	\$13,573,000	\$2,714,600		\$16,287,600
2011	\$9,418,000	\$1,883,600		\$11,301,600
2012	\$8,975,000	\$1,795,000		\$10,770,000
2013	\$8,729,198	\$1,745,840		\$10,475,038
2014	\$8,845,000	\$1,769,000		\$10,614,000
2015	\$8,787,000	\$1,757,400	\$7,000,000	\$17,544,400
2016	\$8,312,000	\$1,662,400		\$9,974,400
2017	\$8,241,000	\$1,648,200	\$11,009,791	\$20,898,991
2018	\$11,107,000	\$2,221,400	\$45,009,585	\$58,337,985
2019	\$11,004,000	\$2,200,800		\$13,204,800
2020	\$11,011,000	\$2,202,200		\$13,213,200
2021	\$11,001,000	\$2,200,200		\$13,201,200
2022**	\$0	\$0	\$0	\$0
TOTAL	\$246,588,698	\$45,417,740	\$123,745,076	\$415,751,514

* The 2002 and 2003 Clean Water capitalization grants and state match were transferred to the Drinking Water SRF program. Administrative surcharge funds were used as state match.

** The 2022 Capitalization Grant was not received by 9/30/2022.

EXHIBIT IV
Drinking Water SRF Disbursements
October 1, 2021 to September 30, 2022

Date	Borrower Name	State Funds	Federal Funds	Repayments	Interest Earnings	Leveraged Funds	Total Disbursements
10/07/21	Dell Rapids (DW-08)	\$0	\$0	\$0	\$75,020	\$0	\$75,020
10/07/21	DeSmet (DW-02)	\$0	\$0	\$0	\$31,022	\$0	\$31,022
10/07/21	Groton (DW-05)	\$0	\$0	\$0	\$95,412	\$0	\$95,412
10/07/21	Miller (DW-03)	\$0	\$0	\$0	\$0	\$52,342	\$52,342
10/07/21	Miller (DW-03)	\$0	\$0	\$4,873	\$0	\$0	\$4,873
10/07/21	Miller (DW-04)	\$0	\$0	\$0	\$0	\$32,913	\$32,913
10/07/21	Mitchell (DW-03)	\$0	\$0	\$0	\$0	\$65,596	\$65,596
10/07/21	Pierre (DW-03)	\$0	\$0	\$2,718,033	\$0	\$0	\$2,718,033
10/07/21	Tea (DW-03)	\$0	\$0	\$398,457	\$0	\$0	\$398,457
10/13/21	Sioux RWS (DW-02)	\$15,983	\$190,000	\$0	\$0	\$0	\$205,983
10/15/21	Roscoe (DW-01)	\$0	\$0	\$29,660	\$0	\$0	\$29,660
10/15/21	Leola (DW-01)	\$0	\$0	\$0	\$933	\$0	\$933
10/25/21	Onida (DW-03)	\$0	\$0	\$0	\$0	\$40,993	\$40,993
10/25/21	Burke (DW-02)	\$0	\$0	\$101,137	\$0	\$0	\$101,137
10/25/21	Springfield (DW-01)	\$0	\$0	\$0	\$200,875	\$0	\$200,875
10/25/21	Chancellor (DW-02)	\$0	\$0	\$0	\$165,311	\$0	\$165,311
10/28/21	Elk Point (DW-07)	\$0	\$0	\$0	\$48,111	\$0	\$48,111
10/28/21	Black Hawk WUD (DW-03)	\$0	\$0	\$44,032	\$0	\$0	\$44,032
10/28/21	Elkton (DW-01)	\$0	\$0	\$126,103	\$0	\$0	\$126,103
10/28/21	Pierre (DW-03)	\$0	\$0	\$2,864,035	\$0	\$0	\$2,864,035
10/28/21	Tea (DW-02)	\$0	\$0	\$0	\$22,258	\$0	\$22,258
10/28/21	Valley Springs (DW-01)	\$0	\$0	\$0	\$139,084	\$0	\$139,084
10/28/21	Webster (DW-03)	\$0	\$0	\$0	\$133	\$0	\$133
10/29/21	Clark RWS (DW-01)	\$19,137	\$90,000	\$0	\$0	\$0	\$109,137
11/04/21	Avon (DW-01)	\$0	\$0	\$64,814	\$0	\$0	\$64,814

Date	Borrower Name	State Funds	Federal Funds	Repayments	Interest Earnings	Leveraged Funds	Total Disbursements
11/04/21	Dell Rapids (DW-08)	\$0	\$0	\$0	\$103,563	\$0	\$103,563
11/12/21	Onida (DW-03)	\$0	\$0	\$0	\$0	\$26,427	\$26,427
11/12/21	Burke (DW-02)	\$0	\$0	\$114,073	\$0	\$0	\$114,073
11/12/21	Volga (DW-01)	\$0	\$0	\$839,646	\$0	\$0	\$839,646
11/12/21	Sioux RWS (DW-02)	\$84,427	\$315,000	\$0	\$0	\$0	\$399,427
11/12/21	Tulare (DW-01)	\$0	\$53,856	\$0	\$0	\$0	\$53,856
11/18/21	Avon (DW-01)	\$0	\$0	\$26,966	\$0	\$0	\$26,966
11/18/21	Black Hawk WUD (DW-03)	\$0	\$0	\$46,658	\$0	\$0	\$46,658
11/18/21	Box Elder (DW-02)	\$0	\$0	\$203,777	\$0	\$0	\$203,777
11/18/21	Chancellor (DW-02)	\$0	\$0	\$0	\$66,206	\$0	\$66,206
11/18/21	Lake Preston (DW-01)	\$0	\$0	\$42,238	\$0	\$0	\$42,238
11/18/21	Leola (DW-01)	\$0	\$0	\$0	\$25,826	\$0	\$25,826
11/18/21	Miller (DW-04)	\$0	\$0	\$0	\$0	\$9,076	\$9,076
11/18/21	Miller (DW-04)	\$0	\$0	\$3,374	\$0	\$0	\$3,374
11/18/21	Randall CWD (DW-01)	\$0	\$0	\$255,663	\$0	\$0	\$255,663
11/18/21	Roscoe (DW-01)	\$0	\$0	\$37,260	\$0	\$0	\$37,260
11/26/21	Elkton (DW-01)	\$0	\$0	\$30,528	\$0	\$0	\$30,528
11/26/21	Pierre (DW-03)	\$0	\$0	\$0	\$1,705,674	\$0	\$1,705,674
11/26/21	Valley Springs (DW-01)	\$0	\$0	\$0	\$190,417	\$0	\$190,417
11/26/21	Kingbrook RWS (DW-08)	\$0	\$165,184	\$0	\$0	\$0	\$165,184
11/26/21	Brandon (DW-03)	\$108,981	\$300,000	\$0	\$0	\$0	\$408,981
12/02/21	Dell Rapids (DW-08)	\$0	\$0	\$0	\$58,698	\$0	\$58,698
12/02/21	Miller (DW-04)	\$0	\$0	\$20,323	\$0	\$0	\$20,323
12/09/21	Tea (DW-02)	\$0	\$0	\$0	\$25,060	\$0	\$25,060
12/09/21	Volga (DW-01)	\$0	\$0	\$110,322	\$0	\$0	\$110,322
12/10/21	Brandon (DW-03)	\$88,394	\$135,000	\$0	\$0	\$0	\$223,394
12/10/21	Brandon (DW-03)	\$0	\$0	\$19,207	\$0	\$0	\$19,207
12/10/21	Sioux RWS (DW-02)	\$0	\$258,997	\$0	\$0	\$0	\$258,997
12/16/21	Miller (DW-04)	\$0	\$0	\$7,805	\$0	\$0	\$7,805
12/16/21	Roscoe (DW-01)	\$0	\$0	\$27,879	\$0	\$0	\$27,879

Date	Borrower Name	State Funds	Federal Funds	Repayments	Interest Earnings	Leveraged Funds	Total Disbursements
12/16/21	Randall CWD (DW-01)	\$0	\$0	\$65,564	\$0	\$0	\$65,564
12/16/21	Saint Lawrence (DW-01)	\$0	\$0	\$11,480	\$0	\$0	\$11,480
12/22/21	Chancellor (DW-02)	\$0	\$0	\$0	\$31,471	\$0	\$31,471
12/22/21	Onida (DW-03)	\$0	\$0	\$0	\$0	\$18,551	\$18,551
12/22/21	Groton (DW-05)	\$0	\$0	\$0	\$166,294	\$0	\$166,294
12/22/21	Burke (DW-02)	\$0	\$0	\$86,012	\$0	\$0	\$86,012
12/22/21	Tea (DW-02)	\$0	\$0	\$0	\$9,770	\$0	\$9,770
12/29/21	Cresbard (DW-01)	\$0	\$0	\$25,752	\$0	\$0	\$25,752
12/29/21	Pierre (DW-03)	\$0	\$0	\$1,127,176	\$0	\$0	\$1,127,176
12/29/21	Pierre (DW-03)	\$0	\$0	\$0	\$538,570	\$0	\$538,570
12/29/21	Webster (DW-03)	\$0	\$0	\$0	\$380,335	\$0	\$380,335
01/06/22	Volga (DW-01)	\$0	\$0	\$246,510	\$0	\$0	\$246,510
01/13/22	Box Elder (DW-02)	\$0	\$0	\$340,013	\$0	\$0	\$340,013
01/13/22	Dell Rapids (DW-08)	\$0	\$0	\$0	\$67,155	\$0	\$67,155
01/13/22	Roscoe (DW-01)	\$0	\$0	\$15,556	\$0	\$0	\$15,556
01/13/22	Clay RWS (DW-05)	\$4,191	\$15,000	\$0	\$0	\$0	\$19,191
01/13/22	Sioux RWS (DW-02)	\$72,723	\$310,000	\$0	\$0	\$0	\$382,723
01/21/22	Randall CWD (DW-01)	\$0	\$0	\$60,932	\$0	\$0	\$60,932
01/26/22	Pierre (DW-03)	\$0	\$0	\$1,000,000	\$0	\$0	\$1,000,000
01/26/22	Pierre (DW-03)	\$0	\$0	\$0	\$164,755	\$0	\$164,755
02/03/22	Brandon (DW-03)	\$0	\$0	\$818,142	\$0	\$0	\$818,142
02/03/22	Elkton (DW-01)	\$0	\$0	\$72,888	\$0	\$0	\$72,888
02/03/22	Chancellor (DW-02)	\$0	\$0	\$0	\$37,143	\$0	\$37,143
02/03/22	DeSmet (DW-02)	\$0	\$0	\$0	\$23,258	\$0	\$23,258
02/03/22	Onida (DW-03)	\$0	\$0	\$0	\$0	\$1,452	\$1,452
02/03/22	Valley Springs (DW-01)	\$0	\$0	\$0	\$52,397	\$0	\$52,397
02/03/22	Webster (DW-03)	\$0	\$0	\$0	\$56	\$0	\$56
02/03/22	Clay RWS (DW-05)	\$44,841	\$210,000	\$0	\$0	\$0	\$254,841
02/22/22	Roscoe (DW-01)	\$0	\$0	\$640	\$0	\$0	\$640
02/22/22	Randall CWD (DW-01)	\$0	\$0	\$85,984	\$0	\$0	\$85,984

Date	Borrower Name	State Funds	Federal Funds	Repayments	Interest Earnings	Leveraged Funds	Total Disbursements
02/22/22	Sioux RWS (DW-02)	\$51,476	\$232,000	\$0	\$0	\$0	\$283,476
02/28/22	Lake Preston (DW-01)	\$0	\$0	-\$42,238	\$0	\$0	-\$42,238
02/28/22	Lake Preston (DW-01)	\$0	\$0	\$103,180	\$0	\$0	\$103,180
03/01/22	Elkton (DW-02)	\$0	\$0	\$329,779	\$0	\$0	\$329,779
03/01/22	Groton (DW-05)	\$0	\$0	\$0	\$235,136	\$0	\$235,136
03/01/22	Volga (DW-01)	\$0	\$0	\$67,230	\$0	\$0	\$67,230
03/01/22	Kingbrook RWS (DW-08)	\$41,361	\$244,000	\$0	\$0	\$0	\$285,361
03/04/22	Chancellor (DW-02)	\$0	\$0	\$0	\$30,183	\$0	\$30,183
03/04/22	Cresbard (DW-01)	\$0	\$0	\$6,737	\$0	\$0	\$6,737
03/04/22	Webster (DW-03)	\$0	\$0	\$0	\$295,099	\$0	\$295,099
03/07/22	Lennox (DW-05)	\$1,947	\$8,000	\$0	\$0	\$0	\$9,947
03/11/22	Volga (DW-01)	\$0	\$0	\$235,404	\$0	\$0	\$235,404
03/11/22	Box Elder (DW-02)	\$0	\$0	\$53,463	\$0	\$0	\$53,463
03/17/22	Cresbard (DW-01)	\$0	\$0	-\$25,752	\$0	\$0	-\$25,752
03/17/22	Cresbard (DW-01)	\$0	\$0	\$15,537	\$0	\$0	\$15,537
03/18/22	Roscoe (DW-01)	\$0	\$0	\$1,891	\$0	\$0	\$1,891
03/18/22	Lennox (DW-05)	\$838	\$15,000	\$0	\$0	\$0	\$15,838
03/18/22	Sioux RWS (DW-02)	\$42,272	\$465,000	\$0	\$0	\$0	\$507,272
03/18/22	Volga (DW-01)	\$186,076	\$530,000	\$0	\$0	\$0	\$716,076
03/24/22	Saint Lawrence (DW-01)	\$0	\$0	\$20,800	\$0	\$0	\$20,800
03/24/22	Randall CWD (DW-01)	\$190,359	\$816,000	\$0	\$0	\$0	\$1,006,359
04/01/22	Dell Rapids (DW-08)	\$0	\$0	\$0	\$12,493	\$0	\$12,493
04/01/22	Brandon (DW-03)	\$43,000	\$207,000	\$0	\$0	\$0	\$250,000
04/01/22	Brandon (DW-03)	\$0	\$0	\$8,748	\$0	\$0	\$8,748
04/08/22	Cresbard (DW-01)	\$0	\$0	\$220	\$0	\$0	\$220
04/08/22	Dell Rapids (DW-07)	\$14,916	\$72,826	\$0	\$0	\$0	\$87,742
04/18/22	Blunt (DW-01)	\$0	\$0	\$0	\$161,484	\$0	\$161,484
04/18/22	Roscoe (DW-01)	\$0	\$0	\$346	\$0	\$0	\$346
04/18/22	Sioux RWS (DW-02)	\$47,041	\$196,000	\$0	\$0	\$0	\$243,041
04/18/22	Volga (DW-01)	\$20,360	\$85,000	\$0	\$0	\$0	\$105,360

Date	Borrower Name	State Funds	Federal Funds	Repayments	Interest Earnings	Leveraged Funds	Total Disbursements
04/25/22	Elkton (DW-02)	\$0	\$0	\$77,121	\$0	\$0	\$77,121
04/25/22	Pierre (DW-03)	\$0	\$0	\$0	\$2,713,550	\$0	\$2,713,550
04/25/22	Randall CWD (DW-01)	\$45,818	\$210,422	\$0	\$0	\$0	\$256,240
04/25/22	Randall CWD (DW-01)	\$3,676	\$14,578	\$0	\$0	\$0	\$18,254
04/25/22	Randall CWD (DW-01)	\$0	\$0	\$311,658	\$0	\$0	\$311,658
05/05/22	Brandon (DW-03)	\$0	\$0	\$175,267	\$0	\$0	\$175,267
05/05/22	Lake Preston (DW-01)	\$0	\$0	\$156,453	\$0	\$0	\$156,453
05/05/22	Tea (DW-02)	\$0	\$0	\$0	\$75,072	\$0	\$75,072
05/06/22	Minnehaha CWC (DW-03)	\$214,655	\$900,000	\$0	\$0	\$0	\$1,114,655
05/11/22	Roscoe (DW-01)	\$0	\$0	\$12,903	\$0	\$0	\$12,903
05/11/22	Onida (DW-03)	\$0	\$0	\$0	\$0	\$64,580	\$64,580
05/11/22	Sioux RWS (DW-02)	\$15,777	\$113,500	\$0	\$0	\$0	\$129,277
05/19/22	Lake Preston (DW-01)	\$0	\$0	\$40,380	\$0	\$0	\$40,380
05/20/22	Box Elder (DW-02)	\$0	\$0	\$355,330	\$0	\$0	\$355,330
05/25/22	Brandon (DW-03)	\$0	\$0	\$227,905	\$0	\$0	\$227,905
05/25/22	Cresbard (DW-01)	\$0	\$0	\$29,961	\$0	\$0	\$29,961
05/25/22	Deer Mountain SD (DW-01)	\$0	\$0	\$98,000	\$0	\$0	\$98,000
05/25/22	Randall CWD (DW-01)	\$0	\$0	\$160,880	\$0	\$0	\$160,880
05/25/22	Saint Lawrence (DW-01)	\$0	\$0	\$25,300	\$0	\$0	\$25,300
05/27/22	Joint Well Field (DW-01)	\$67,814	\$308,500	\$0	\$0	\$0	\$376,314
06/03/22	Minnehaha CWC (DW-03)	\$95,066	\$433,000	\$0	\$0	\$0	\$528,066
06/03/22	Springfield (DW-01)	\$0	\$0	\$0	\$155,075	\$0	\$155,075
06/16/22	Onida (DW-03)	\$0	\$0	\$0	\$0	\$52,037	\$52,037
06/16/22	Randall CWD (DW-01)	\$0	\$0	\$368,510	\$0	\$0	\$368,510
06/16/22	Roscoe (DW-01)	\$0	\$0	\$66,184	\$0	\$0	\$66,184
06/16/22	Volga (DW-01)	\$32,466	\$138,000	\$0	\$0	\$0	\$170,466
06/23/22	Brandon (DW-03)	\$0	\$0	\$41,302	\$0	\$0	\$41,302
06/23/22	Chancellor (DW-02)	\$0	\$0	\$0	\$344,694	\$0	\$344,694
06/23/22	Deer Mountain SD (DW-01)	\$0	\$0	\$51,087	\$0	\$0	\$51,087
06/24/22	Lennox (DW-05)	\$7,383	\$31,500	\$0	\$0	\$0	\$38,883

Date	Borrower Name	State Funds	Federal Funds	Repayments	Interest Earnings	Leveraged Funds	Total Disbursements
06/24/22	Sioux RWS (DW-02)	\$31,837	\$130,000	\$0	\$0	\$0	\$161,837
07/11/22	Cresbard (DW-01)	\$0	\$0	\$29,224	\$0	\$0	\$29,224
07/11/22	Lake Preston (DW-01)	\$0	\$0	\$206,086	\$0	\$0	\$206,086
07/11/22	Minnehaha CWC (DW-03)	\$168,290	\$650,000	\$0	\$0	\$0	\$818,290
07/11/22	Springfield (DW-01)	\$60,711	\$240,000	\$0	\$0	\$0	\$300,711
07/14/22	Elkton (DW-02)	\$0	\$0	\$2,698	\$0	\$0	\$2,698
07/14/22	Volga (DW-01)	\$0	\$0	\$77,219	\$0	\$0	\$77,219
07/14/22	Webster (DW-03)	\$0	\$0	\$0	\$564,772	\$0	\$564,772
07/21/22	Chancellor (DW-02)	\$0	\$0	\$0	\$159,772	\$0	\$159,772
07/21/22	Lake Preston (DW-01)	\$0	\$0	\$64,851	\$0	\$0	\$64,851
07/21/22	Miller (DW-04)	\$0	\$0	\$38,683	\$0	\$0	\$38,683
07/21/22	Onida (DW-03)	\$0	\$0	\$0	\$0	\$66,379	\$66,379
07/21/22	Roscoe (DW-01)	\$0	\$0	\$55,874	\$0	\$0	\$55,874
07/21/22	Saint Lawrence (DW-01)	\$0	\$0	\$12,008	\$0	\$0	\$12,008
07/22/22	Randall CWD (DW-01)	\$13,760	\$55,000	\$0	\$0	\$0	\$68,760
07/22/22	Randall CWD (DW-01)	\$0	\$0	\$0	\$0	\$271,294	\$271,294
08/04/22	Deer Mountain SD (DW-01)	\$0	\$0	\$56,031	\$0	\$0	\$56,031
08/04/22	Dell Rapids (DW-07)	\$0	\$0	\$866	\$0	\$0	\$866
08/04/22	Marion(DW-01)	\$0	\$0	\$318,390	\$0	\$0	\$318,390
08/04/22	Miller (DW-04)	\$0	\$0	\$31,091	\$0	\$0	\$31,091
08/04/22	Webster (DW-03)	\$0	\$0	\$0	\$310,104	\$0	\$310,104
08/05/22	Minnehaha CWC (DW-03)	\$127,500	\$550,000	\$0	\$0	\$0	\$677,500
08/05/22	Sioux RWS (DW-02)	\$13,125	\$53,000	\$0	\$0	\$0	\$66,125
08/12/22	Blunt (DW-01)	\$0	\$0	\$0	\$77,256	\$0	\$77,256
08/12/22	Onida (DW-03)	\$0	\$0	\$0	\$0	\$53,375	\$53,375
08/12/22	Roscoe (DW-01)	\$0	\$0	\$30,658	\$0	\$0	\$30,658
08/22/22	Chancellor (DW-02)	\$0	\$0	\$0	\$231,736	\$0	\$231,736
08/22/22	Deer Mountain SD (DW-01)	\$0	\$0	\$25,400	\$0	\$0	\$25,400
08/22/22	Lake Preston (DW-01)	\$0	\$0	\$115,263	\$0	\$0	\$115,263
08/22/22	Lennox (DW-05)	\$2,777	\$12,250	\$0	\$0	\$0	\$15,027

Date	Borrower Name	State Funds	Federal Funds	Repayments	Interest Earnings	Leveraged Funds	Total Disbursements
08/22/22	Randall CWD (DW-01)	\$0	\$0	\$345,149	\$0	\$0	\$345,149
08/22/22	Saint Lawrence (DW-01)	\$0	\$0	\$6,068	\$0	\$0	\$6,068
08/22/22	Sioux RWS (DW-02)	\$12,964	\$58,000	\$0	\$0	\$0	\$70,964
08/22/22	Webster (DW-03)	\$0	\$0	\$0	\$302,794	\$0	\$302,794
08/26/22	Brandon (DW-03)	\$0	\$0	\$105,446	\$0	\$0	\$105,446
08/26/22	Miller (DW-04)	\$0	\$0	\$31,997	\$0	\$0	\$31,997
08/26/22	Minnehaha CWC (DW-03)	\$90,105	\$410,000	\$0	\$0	\$0	\$500,105
09/01/22	Cresbard (DW-01)	\$0	\$0	\$9,056	\$0	\$0	\$9,056
09/01/22	Elkton (DW-02)	\$0	\$0	\$95,444	\$0	\$0	\$95,444
09/02/22	Clay RWS (DW-05)	\$15,541	\$66,000	\$0	\$0	\$0	\$81,541
09/09/22	Valley Springs (DW-01)	\$0	\$0	\$0	\$22,937	\$0	\$22,937
09/14/22	Box Elder (DW-02)	\$0	\$0	\$299,508	\$0	\$0	\$299,508
09/14/22	Deer Mountain SD (DW-01)	\$0	\$0	\$23,498	\$0	\$0	\$23,498
09/14/22	Marion(DW-01)	\$0	\$0	\$209,752	\$0	\$0	\$209,752
09/14/22	Roscoe (DW-01)	\$0	\$0	\$70,427	\$0	\$0	\$70,427
09/22/22	Elkton (DW-02)	\$0	\$0	\$21,957	\$0	\$0	\$21,957
09/22/22	Lennox (DW-05)	\$6,700	\$28,000	\$0	\$0	\$0	\$34,700
09/22/22	Miller (DW-04)	\$0	\$0	\$17,512	\$0	\$0	\$17,512
09/22/22	Randall CWD (DW-01)	\$0	\$0	\$148,085	\$0	\$0	\$148,085
09/22/22	Sioux RWS (DW-02)	\$27,476	\$116,000	\$0	\$0	\$0	\$143,476
09/22/22	Webster (DW-03)	\$0	\$0	\$0	\$372,713	\$0	\$372,713
09/27/22	Brandon (DW-03)	\$0	\$0	\$295,511	\$0	\$0	\$295,511
09/27/22	Chancellor (DW-02)	\$0	\$0	\$0	\$118,945	\$0	\$118,945
09/27/22	Cresbard (DW-01)	\$0	\$0	\$9,413	\$0	\$0	\$9,413
09/27/22	Marion(DW-01)	\$0	\$0	\$219,766	\$0	\$0	\$219,766
09/27/22	Saint Lawrence (DW-01)	\$0	\$0	\$0	\$160,053	\$0	\$160,053
10/07/21	Dell Rapids (DW-08)	\$0	\$0	\$0	\$75,020	\$0	\$75,020
10/07/21	DeSmet (DW-02)	\$0	\$0	\$0	\$31,022	\$0	\$31,022
10/07/21	Groton (DW-05)	\$0	\$0	\$0	\$95,412	\$0	\$95,412
10/07/21	Miller (DW-03)	\$0	\$0	\$0	\$0	\$52,342	\$52,342

Date	Borrower Name	State Funds	Federal Funds	Repayments	Interest Earnings	Leveraged Funds	Total Disbursements
10/07/21	Miller (DW-03)	\$0	\$0	\$4,873	\$0	\$0	\$4,873
10/07/21	Miller (DW-04)	\$0	\$0	\$0	\$0	\$32,913	\$32,913
10/07/21	Mitchell (DW-03)	\$0	\$0	\$0	\$0	\$65,596	\$65,596
10/07/21	Pierre (DW-03)	\$0	\$0	\$2,718,033	\$0	\$0	\$2,718,033
10/07/21	Tea (DW-03)	\$0	\$0	\$398,457	\$0	\$0	\$398,457
10/13/21	Sioux RWS (DW-02)	\$15,983	\$190,000	\$0	\$0	\$0	\$205,983
10/15/21	Roscoe (DW-01)	\$0	\$0	\$29,660	\$0	\$0	\$29,660
10/15/21	Leola (DW-01)	\$0	\$0	\$0	\$933	\$0	\$933
10/25/21	Onida (DW-03)	\$0	\$0	\$0	\$0	\$40,993	\$40,993
10/25/21	Burke (DW-02)	\$0	\$0	\$101,137	\$0	\$0	\$101,137
10/25/21	Springfield (DW-01)	\$0	\$0	\$0	\$200,875	\$0	\$200,875
10/25/21	Chancellor (DW-02)	\$0	\$0	\$0	\$165,311	\$0	\$165,311
10/28/21	Elk Point (DW-07)	\$0	\$0	\$0	\$48,111	\$0	\$48,111
10/28/21	Black Hawk WUD (DW-03)	\$0	\$0	\$44,032	\$0	\$0	\$44,032
10/28/21	Elkton (DW-01)	\$0	\$0	\$126,103	\$0	\$0	\$126,103
10/28/21	Pierre (DW-03)	\$0	\$0	\$2,864,035	\$0	\$0	\$2,864,035
10/28/21	Tea (DW-02)	\$0	\$0	\$0	\$22,258	\$0	\$22,258
10/28/21	Valley Springs (DW-01)	\$0	\$0	\$0	\$139,084	\$0	\$139,084
10/28/21	Webster (DW-03)	\$0	\$0	\$0	\$133	\$0	\$133
10/29/21	Clark RWS (DW-01)	\$19,137	\$90,000	\$0	\$0	\$0	\$109,137
11/04/21	Avon (DW-01)	\$0	\$0	\$64,814	\$0	\$0	\$64,814
11/04/21	Dell Rapids (DW-08)	\$0	\$0	\$0	\$103,563	\$0	\$103,563
11/12/21	Onida (DW-03)	\$0	\$0	\$0	\$0	\$26,427	\$26,427
11/12/21	Burke (DW-02)	\$0	\$0	\$114,073	\$0	\$0	\$114,073
11/12/21	Volga (DW-01)	\$0	\$0	\$839,646	\$0	\$0	\$839,646
11/12/21	Sioux RWS (DW-02)	\$84,427	\$315,000	\$0	\$0	\$0	\$399,427
11/12/21	Tulare (DW-01)	\$0	\$53,856	\$0	\$0	\$0	\$53,856
11/18/21	Avon (DW-01)	\$0	\$0	\$26,966	\$0	\$0	\$26,966
11/18/21	Black Hawk WUD (DW-03)	\$0	\$0	\$46,658	\$0	\$0	\$46,658
11/18/21	Box Elder (DW-02)	\$0	\$0	\$203,777	\$0	\$0	\$203,777

Date	Borrower Name	State Funds	Federal Funds	Repayments	Interest Earnings	Leveraged Funds	Total Disbursements
11/18/21	Chancellor (DW-02)	\$0	\$0	\$0	\$66,206	\$0	\$66,206
11/18/21	Lake Preston (DW-01)	\$0	\$0	\$42,238	\$0	\$0	\$42,238
11/18/21	Leola (DW-01)	\$0	\$0	\$0	\$25,826	\$0	\$25,826
11/18/21	Miller (DW-04)	\$0	\$0	\$0	\$0	\$9,076	\$9,076
11/18/21	Miller (DW-04)	\$0	\$0	\$3,374	\$0	\$0	\$3,374
11/18/21	Randall CWD (DW-01)	\$0	\$0	\$255,663	\$0	\$0	\$255,663
11/18/21	Roscoe (DW-01)	\$0	\$0	\$37,260	\$0	\$0	\$37,260
11/26/21	Elkton (DW-01)	\$0	\$0	\$30,528	\$0	\$0	\$30,528
11/26/21	Pierre (DW-03)	\$0	\$0	\$0	\$1,705,674	\$0	\$1,705,674
11/26/21	Valley Springs (DW-01)	\$0	\$0	\$0	\$190,417	\$0	\$190,417
11/26/21	Kingbrook RWS (DW-08)	\$0	\$165,184	\$0	\$0	\$0	\$165,184
11/26/21	Brandon (DW-03)	\$108,981	\$300,000	\$0	\$0	\$0	\$408,981
12/02/21	Dell Rapids (DW-08)	\$0	\$0	\$0	\$58,698	\$0	\$58,698
12/02/21	Miller (DW-04)	\$0	\$0	\$20,323	\$0	\$0	\$20,323
12/09/21	Tea (DW-02)	\$0	\$0	\$0	\$25,060	\$0	\$25,060
12/09/21	Volga (DW-01)	\$0	\$0	\$110,322	\$0	\$0	\$110,322
12/10/21	Brandon (DW-03)	\$88,394	\$135,000	\$0	\$0	\$0	\$223,394
12/10/21	Brandon (DW-03)	\$0	\$0	\$19,207	\$0	\$0	\$19,207
12/10/21	Sioux RWS (DW-02)	\$0	\$258,997	\$0	\$0	\$0	\$258,997
12/16/21	Miller (DW-04)	\$0	\$0	\$7,805	\$0	\$0	\$7,805
12/16/21	Roscoe (DW-01)	\$0	\$0	\$27,879	\$0	\$0	\$27,879
12/16/21	Randall CWD (DW-01)	\$0	\$0	\$65,564	\$0	\$0	\$65,564
12/16/21	Saint Lawrence (DW-01)	\$0	\$0	\$11,480	\$0	\$0	\$11,480
12/22/21	Chancellor (DW-02)	\$0	\$0	\$0	\$31,471	\$0	\$31,471
12/22/21	Onida (DW-03)	\$0	\$0	\$0	\$0	\$18,551	\$18,551
12/22/21	Groton (DW-05)	\$0	\$0	\$0	\$166,294	\$0	\$166,294
12/22/21	Burke (DW-02)	\$0	\$0	\$86,012	\$0	\$0	\$86,012
12/22/21	Tea (DW-02)	\$0	\$0	\$0	\$9,770	\$0	\$9,770
12/29/21	Cresbard (DW-01)	\$0	\$0	\$25,752	\$0	\$0	\$25,752
12/29/21	Pierre (DW-03)	\$0	\$0	\$1,127,176	\$0	\$0	\$1,127,176

Date	Borrower Name	State Funds	Federal Funds	Repayments	Interest Earnings	Leveraged Funds	Total Disbursements
12/29/21	Pierre (DW-03)	\$0	\$0	\$0	\$538,570	\$0	\$538,570
12/29/21	Webster (DW-03)	\$0	\$0	\$0	\$380,335	\$0	\$380,335
01/06/22	Volga (DW-01)	\$0	\$0	\$246,510	\$0	\$0	\$246,510
01/13/22	Box Elder (DW-02)	\$0	\$0	\$340,013	\$0	\$0	\$340,013
01/13/22	Dell Rapids (DW-08)	\$0	\$0	\$0	\$67,155	\$0	\$67,155
01/13/22	Roscoe (DW-01)	\$0	\$0	\$15,556	\$0	\$0	\$15,556
01/13/22	Clay RWS (DW-05)	\$4,191	\$15,000	\$0	\$0	\$0	\$19,191
01/13/22	Sioux RWS (DW-02)	\$72,723	\$310,000	\$0	\$0	\$0	\$382,723
01/21/22	Randall CWD (DW-01)	\$0	\$0	\$60,932	\$0	\$0	\$60,932
01/26/22	Pierre (DW-03)	\$0	\$0	\$1,000,000	\$0	\$0	\$1,000,000
01/26/22	Pierre (DW-03)	\$0	\$0	\$0	\$164,755	\$0	\$164,755
02/03/22	Brandon (DW-03)	\$0	\$0	\$818,142	\$0	\$0	\$818,142
02/03/22	Elkton (DW-01)	\$0	\$0	\$72,888	\$0	\$0	\$72,888
02/03/22	Chancellor (DW-02)	\$0	\$0	\$0	\$37,143	\$0	\$37,143
02/03/22	DeSmet (DW-02)	\$0	\$0	\$0	\$23,258	\$0	\$23,258
02/03/22	Onida (DW-03)	\$0	\$0	\$0	\$0	\$1,452	\$1,452
02/03/22	Valley Springs (DW-01)	\$0	\$0	\$0	\$52,397	\$0	\$52,397
02/03/22	Webster (DW-03)	\$0	\$0	\$0	\$56	\$0	\$56
02/03/22	Clay RWS (DW-05)	\$44,841	\$210,000	\$0	\$0	\$0	\$254,841
02/22/22	Roscoe (DW-01)	\$0	\$0	\$640	\$0	\$0	\$640
02/22/22	Randall CWD (DW-01)	\$0	\$0	\$85,984	\$0	\$0	\$85,984
02/22/22	Sioux RWS (DW-02)	\$51,476	\$232,000	\$0	\$0	\$0	\$283,476
02/28/22	Lake Preston (DW-01)	\$0	\$0	-\$42,238	\$0	\$0	-\$42,238
02/28/22	Lake Preston (DW-01)	\$0	\$0	\$103,180	\$0	\$0	\$103,180
03/01/22	Elkton (DW-02)	\$0	\$0	\$329,779	\$0	\$0	\$329,779
03/01/22	Groton (DW-05)	\$0	\$0	\$0	\$235,136	\$0	\$235,136
03/01/22	Volga (DW-01)	\$0	\$0	\$67,230	\$0	\$0	\$67,230
03/01/22	Kingbrook RWS (DW-08)	\$41,361	\$244,000	\$0	\$0	\$0	\$285,361
03/04/22	Chancellor (DW-02)	\$0	\$0	\$0	\$30,183	\$0	\$30,183
03/04/22	Cresbard (DW-01)	\$0	\$0	\$6,737	\$0	\$0	\$6,737

Date	Borrower Name	State Funds	Federal Funds	Repayments	Interest Earnings	Leveraged Funds	Total Disbursements
03/04/22	Webster (DW-03)	\$0	\$0	\$0	\$295,099	\$0	\$295,099
03/07/22	Lennox (DW-05)	\$1,947	\$8,000	\$0	\$0	\$0	\$9,947
03/11/22	Volga (DW-01)	\$0	\$0	\$235,404	\$0	\$0	\$235,404
03/11/22	Box Elder (DW-02)	\$0	\$0	\$53,463	\$0	\$0	\$53,463
03/17/22	Cresbard (DW-01)	\$0	\$0	-\$25,752	\$0	\$0	-\$25,752
03/17/22	Cresbard (DW-01)	\$0	\$0	\$15,537	\$0	\$0	\$15,537
03/18/22	Roscoe (DW-01)	\$0	\$0	\$1,891	\$0	\$0	\$1,891
03/18/22	Lennox (DW-05)	\$838	\$15,000	\$0	\$0	\$0	\$15,838
03/18/22	Sioux RWS (DW-02)	\$42,272	\$465,000	\$0	\$0	\$0	\$507,272
03/18/22	Volga (DW-01)	\$186,076	\$530,000	\$0	\$0	\$0	\$716,076
03/24/22	Saint Lawrence (DW-01)	\$0	\$0	\$20,800	\$0	\$0	\$20,800
03/24/22	Randall CWD (DW-01)	\$190,359	\$816,000	\$0	\$0	\$0	\$1,006,359
04/01/22	Dell Rapids (DW-08)	\$0	\$0	\$0	\$12,493	\$0	\$12,493
04/01/22	Brandon (DW-03)	\$43,000	\$207,000	\$0	\$0	\$0	\$250,000
04/01/22	Brandon (DW-03)	\$0	\$0	\$8,748	\$0	\$0	\$8,748
04/08/22	Cresbard (DW-01)	\$0	\$0	\$220	\$0	\$0	\$220
04/08/22	Dell Rapids (DW-07)	\$14,916	\$72,826	\$0	\$0	\$0	\$87,742
04/18/22	Blunt (DW-01)	\$0	\$0	\$0	\$161,484	\$0	\$161,484
04/18/22	Roscoe (DW-01)	\$0	\$0	\$346	\$0	\$0	\$346
04/18/22	Sioux RWS (DW-02)	\$47,041	\$196,000	\$0	\$0	\$0	\$243,041
04/18/22	Volga (DW-01)	\$20,360	\$85,000	\$0	\$0	\$0	\$105,360
04/25/22	Elkton (DW-02)	\$0	\$0	\$77,121	\$0	\$0	\$77,121
04/25/22	Pierre (DW-03)	\$0	\$0	\$0	\$2,713,550	\$0	\$2,713,550
04/25/22	Randall CWD (DW-01)	\$45,818	\$210,422	\$0	\$0	\$0	\$256,240
04/25/22	Randall CWD (DW-01)	\$3,676	\$14,578	\$0	\$0	\$0	\$18,254
04/25/22	Randall CWD (DW-01)	\$0	\$0	\$311,658	\$0	\$0	\$311,658
05/05/22	Brandon (DW-03)	\$0	\$0	\$175,267	\$0	\$0	\$175,267
05/05/22	Lake Preston (DW-01)	\$0	\$0	\$156,453	\$0	\$0	\$156,453
05/05/22	Tea (DW-02)	\$0	\$0	\$0	\$75,072	\$0	\$75,072
05/06/22	Minnehaha CWC (DW-03)	\$214,655	\$900,000	\$0	\$0	\$0	\$1,114,655

Date	Borrower Name	State Funds	Federal Funds	Repayments	Interest Earnings	Leveraged Funds	Total Disbursements
05/11/22	Roscoe (DW-01)	\$0	\$0	\$12,903	\$0	\$0	\$12,903
05/11/22	Onida (DW-03)	\$0	\$0	\$0	\$0	\$64,580	\$64,580
05/11/22	Sioux RWS (DW-02)	\$15,777	\$113,500	\$0	\$0	\$0	\$129,277
05/19/22	Lake Preston (DW-01)	\$0	\$0	\$40,380	\$0	\$0	\$40,380
05/20/22	Box Elder (DW-02)	\$0	\$0	\$355,330	\$0	\$0	\$355,330
05/25/22	Brandon (DW-03)	\$0	\$0	\$227,905	\$0	\$0	\$227,905
05/25/22	Cresbard (DW-01)	\$0	\$0	\$29,961	\$0	\$0	\$29,961
05/25/22	Deer Mountain SD (DW-01)	\$0	\$0	\$98,000	\$0	\$0	\$98,000
05/25/22	Randall CWD (DW-01)	\$0	\$0	\$160,880	\$0	\$0	\$160,880
05/25/22	Saint Lawrence (DW-01)	\$0	\$0	\$25,300	\$0	\$0	\$25,300
05/27/22	Joint Well Field (DW-01)	\$67,814	\$308,500	\$0	\$0	\$0	\$376,314
06/03/22	Minnehaha CWC (DW-03)	\$95,066	\$433,000	\$0	\$0	\$0	\$528,066
06/03/22	Springfield (DW-01)	\$0	\$0	\$0	\$155,075	\$0	\$155,075
06/16/22	Onida (DW-03)	\$0	\$0	\$0	\$0	\$52,037	\$52,037
06/16/22	Randall CWD (DW-01)	\$0	\$0	\$368,510	\$0	\$0	\$368,510
06/16/22	Roscoe (DW-01)	\$0	\$0	\$66,184	\$0	\$0	\$66,184
06/16/22	Volga (DW-01)	\$32,466	\$138,000	\$0	\$0	\$0	\$170,466
06/23/22	Brandon (DW-03)	\$0	\$0	\$41,302	\$0	\$0	\$41,302
06/23/22	Chancellor (DW-02)	\$0	\$0	\$0	\$344,694	\$0	\$344,694
06/23/22	Deer Mountain SD (DW-01)	\$0	\$0	\$51,087	\$0	\$0	\$51,087
06/24/22	Lennox (DW-05)	\$7,383	\$31,500	\$0	\$0	\$0	\$38,883
06/24/22	Sioux RWS (DW-02)	\$31,837	\$130,000	\$0	\$0	\$0	\$161,837
07/11/22	Cresbard (DW-01)	\$0	\$0	\$29,224	\$0	\$0	\$29,224
07/11/22	Lake Preston (DW-01)	\$0	\$0	\$206,086	\$0	\$0	\$206,086
07/11/22	Minnehaha CWC (DW-03)	\$168,290	\$650,000	\$0	\$0	\$0	\$818,290
07/11/22	Springfield (DW-01)	\$60,711	\$240,000	\$0	\$0	\$0	\$300,711
07/14/22	Elkton (DW-02)	\$0	\$0	\$2,698	\$0	\$0	\$2,698
07/14/22	Volga (DW-01)	\$0	\$0	\$77,219	\$0	\$0	\$77,219
07/14/22	Webster (DW-03)	\$0	\$0	\$0	\$564,772	\$0	\$564,772
07/21/22	Chancellor (DW-02)	\$0	\$0	\$0	\$159,772	\$0	\$159,772

Date	Borrower Name	State Funds	Federal Funds	Repayments	Interest Earnings	Leveraged Funds	Total Disbursements
07/21/22	Lake Preston (DW-01)	\$0	\$0	\$64,851	\$0	\$0	\$64,851
07/21/22	Miller (DW-04)	\$0	\$0	\$38,683	\$0	\$0	\$38,683
07/21/22	Onida (DW-03)	\$0	\$0	\$0	\$0	\$66,379	\$66,379
07/21/22	Roscoe (DW-01)	\$0	\$0	\$55,874	\$0	\$0	\$55,874
07/21/22	Saint Lawrence (DW-01)	\$0	\$0	\$12,008	\$0	\$0	\$12,008
07/22/22	Randall CWD (DW-01)	\$13,760	\$55,000	\$0	\$0	\$0	\$68,760
07/22/22	Randall CWD (DW-01)	\$0	\$0	\$0	\$0	\$271,294	\$271,294
08/04/22	Deer Mountain SD (DW-01)	\$0	\$0	\$56,031	\$0	\$0	\$56,031
08/04/22	Dell Rapids (DW-07)	\$0	\$0	\$866	\$0	\$0	\$866
08/04/22	Marion(DW-01)	\$0	\$0	\$318,390	\$0	\$0	\$318,390
08/04/22	Miller (DW-04)	\$0	\$0	\$31,091	\$0	\$0	\$31,091
08/04/22	Webster (DW-03)	\$0	\$0	\$0	\$310,104	\$0	\$310,104
08/05/22	Minnehaha CWC (DW-03)	\$127,500	\$550,000	\$0	\$0	\$0	\$677,500
08/05/22	Sioux RWS (DW-02)	\$13,125	\$53,000	\$0	\$0	\$0	\$66,125
08/12/22	Blunt (DW-01)	\$0	\$0	\$0	\$77,256	\$0	\$77,256
08/12/22	Onida (DW-03)	\$0	\$0	\$0	\$0	\$53,375	\$53,375
08/12/22	Roscoe (DW-01)	\$0	\$0	\$30,658	\$0	\$0	\$30,658
08/22/22	Chancellor (DW-02)	\$0	\$0	\$0	\$231,736	\$0	\$231,736
08/22/22	Deer Mountain SD (DW-01)	\$0	\$0	\$25,400	\$0	\$0	\$25,400
08/22/22	Lake Preston (DW-01)	\$0	\$0	\$115,263	\$0	\$0	\$115,263
08/22/22	Lennox (DW-05)	\$2,777	\$12,250	\$0	\$0	\$0	\$15,027
08/22/22	Randall CWD (DW-01)	\$0	\$0	\$345,149	\$0	\$0	\$345,149
08/22/22	Saint Lawrence (DW-01)	\$0	\$0	\$6,068	\$0	\$0	\$6,068
08/22/22	Sioux RWS (DW-02)	\$12,964	\$58,000	\$0	\$0	\$0	\$70,964
08/22/22	Webster (DW-03)	\$0	\$0	\$0	\$302,794	\$0	\$302,794
08/26/22	Brandon (DW-03)	\$0	\$0	\$105,446	\$0	\$0	\$105,446
08/26/22	Miller (DW-04)	\$0	\$0	\$31,997	\$0	\$0	\$31,997
08/26/22	Minnehaha CWC (DW-03)	\$90,105	\$410,000	\$0	\$0	\$0	\$500,105
09/01/22	Cresbard (DW-01)	\$0	\$0	\$9,056	\$0	\$0	\$9,056
09/01/22	Elkton (DW-02)	\$0	\$0	\$95,444	\$0	\$0	\$95,444

Date	Borrower Name	State Funds	Federal Funds	Repayments	Interest Earnings	Leveraged Funds	Total Disbursements
09/02/22	Clay RWS (DW-05)	\$15,541	\$66,000	\$0	\$0	\$0	\$81,541
09/09/22	Valley Springs (DW-01)	\$0	\$0	\$0	\$22,937	\$0	\$22,937
09/14/22	Box Elder (DW-02)	\$0	\$0	\$299,508	\$0	\$0	\$299,508
09/14/22	Deer Mountain SD (DW-01)	\$0	\$0	\$23,498	\$0	\$0	\$23,498
09/14/22	Marion(DW-01)	\$0	\$0	\$209,752	\$0	\$0	\$209,752
09/14/22	Roscoe (DW-01)	\$0	\$0	\$70,427	\$0	\$0	\$70,427
09/22/22	Elkton (DW-02)	\$0	\$0	\$21,957	\$0	\$0	\$21,957
09/22/22	Lennox (DW-05)	\$6,700	\$28,000	\$0	\$0	\$0	\$34,700
09/22/22	Miller (DW-04)	\$0	\$0	\$17,512	\$0	\$0	\$17,512
09/22/22	Randall CWD (DW-01)	\$0	\$0	\$148,085	\$0	\$0	\$148,085
09/22/22	Sioux RWS (DW-02)	\$27,476	\$116,000	\$0	\$0	\$0	\$143,476
09/22/22	Webster (DW-03)	\$0	\$0	\$0	\$372,713	\$0	\$372,713
09/27/22	Brandon (DW-03)	\$0	\$0	\$295,511	\$0	\$0	\$295,511
09/27/22	Chancellor (DW-02)	\$0	\$0	\$0	\$118,945	\$0	\$118,945
09/27/22	Cresbard (DW-01)	\$0	\$0	\$9,413	\$0	\$0	\$9,413
09/27/22	Marion(DW-01)	\$0	\$0	\$219,766	\$0	\$0	\$219,766
09/27/22	Saint Lawrence (DW-01)	\$0	\$0	\$0	\$160,053	\$0	\$160,053
Total Loan Disbursements		\$2,131,764	\$9,431,613	\$18,040,029	\$10,768,675	\$755,015	\$41,127,096

ADMIN DISBURSEMENTS

Date	Disbursed to	Cost of Issuance	Admin Federal	Set-a-side Federal	Build America Bonds	State Admin Restricted	State Admin Discretionary	Total Payment
10/07/21	Perkins Coie	\$0	\$0	\$0	\$0	\$80,586	\$0	\$80,586
12/02/21	SD - Admin	\$0	\$55,800	\$0	\$0	\$0	\$0	\$55,800
12/02/21	SD - Tech Assist	\$0	\$0	\$10,000	\$0	\$0	\$0	\$10,000
12/02/21	SD - Local Assist	\$0	\$0	\$5,200	\$0	\$0	\$0	\$5,200
12/02/21	SD - PWSS	\$0	\$0	\$6,204	\$0	\$0	\$0	\$6,204
12/02/21	SD - Planning Dist Grants	\$0	\$0	\$0	\$0	\$29,300	\$0	\$29,300
12/02/21	SD - Oper Cert	\$0	\$0	\$0	\$0	\$16,000	\$0	\$16,000
12/02/21	SD - Construction (state)	\$0	\$0	\$0	\$0	\$78,700	\$0	\$78,700
12/17/21	U.S. Bank	\$0	\$0	\$0	\$0	\$0	\$55,938	\$55,938
12/27/21	SD - Admin	\$0	\$34,700	\$0	\$0	\$0	\$0	\$34,700
12/27/21	SD - Tech Assist	\$0	\$0	\$20,000	\$0	\$0	\$0	\$20,000
12/27/21	SD - Planning Dist Grants	\$0	\$0	\$0	\$0	\$23,200	\$0	\$23,200
12/27/21	SD - Construction (state)	\$0	\$0	\$0	\$0	\$0	\$113,600	\$113,600
01/13/22	SD - Admin	\$0	\$33,500	\$0	\$0	\$0	\$0	\$33,500
01/13/22	SD - PWSS	\$0	\$0	\$2,300	\$0	\$0	\$0	\$2,300
01/13/22	SD - Oper Cert	\$0	\$0	\$0	\$0	\$16,000	\$0	\$16,000
01/13/22	SD - Construction (state)	\$0	\$0	\$0	\$0	\$0	\$43,100	\$43,100
03/07/22	SD - Admin	\$0	\$70,300	\$0	\$0	\$0	\$0	\$70,300
03/07/22	SD - Tech Assist	\$0	\$0	\$16,000	\$0	\$0	\$0	\$16,000
03/07/22	SD - Local Assist	\$0	\$0	\$900	\$0	\$0	\$0	\$900
03/07/22	SD - Planning Dist Grants	\$0	\$0	\$0	\$0	\$24,900	\$0	\$24,900
03/07/22	SD - Construction (state)	\$0	\$0	\$0	\$0	\$0	\$80,000	\$80,000
04/18/22	Perkins Coie	\$0	\$0	\$0	\$0	\$16,858	\$0	\$16,858
04/25/22	SD - Admin	\$0	\$26,440	\$0	\$0	\$0	\$0	\$26,440
04/25/22	SD - Tech Assist	\$0	\$0	\$31,820	\$0	\$0	\$0	\$31,820
04/25/22	SD - Tech Assist	\$0	\$0	\$14,180	\$0	\$0	\$0	\$14,180
04/25/22	SD - PWSS	\$0	\$0	\$8,600	\$0	\$0	\$0	\$8,600
04/25/22	SD - Planning Dist Grants	\$0	\$0	\$0	\$0	\$17,200	\$0	\$17,200

Date	Disbursed to	Cost of Issuance	Admin Federal	Set-a-side Federal	Build America Bonds	State Admin Restricted	State Admin Discretionary	Total Payment
04/25/22	SD - Construction (state)	\$0	\$0	\$0	\$0	\$0	\$56,000	\$56,000
06/09/22	U.S. Bank	\$0	\$0	\$0	\$0	\$0	\$54,994	\$54,994
06/28/22	SD - Admin	\$0	\$71,100	\$0	\$0	\$0	\$0	\$71,100
06/28/22	SD - Tech Assist	\$0	\$0	\$48,500	\$0	\$0	\$0	\$48,500
06/28/22	SD - Local Assist	\$0	\$0	\$44,700	\$0	\$0	\$0	\$44,700
06/28/22	SD - Local Assist	\$0	\$0	\$43,000	\$0	\$0	\$0	\$43,000
06/28/22	SD - PWSS	\$0	\$0	\$167,620	\$0	\$0	\$0	\$167,620
06/28/22	SD - PWSS	\$0	\$0	\$15,780	\$0	\$0	\$0	\$15,780
06/28/22	SD - Planning Dist Grants	\$0	\$0	\$0	\$0	\$73,600	\$0	\$73,600
06/28/22	SD - Oper Cert	\$0	\$0	\$0	\$0	\$16,000	\$0	\$16,000
06/28/22	SD - BABs	\$0	\$0	\$0	\$75,900	\$0	\$0	\$75,900
06/28/22	SD - Construction (state)	\$0	\$0	\$0	\$0	\$0	\$46,600	\$46,600
08/19/22	U.S. Bank	\$0	\$0	\$0	\$0	\$0	-\$1,986	-\$1,986
09/01/22	Perkins Coie	\$0	\$0	\$0	\$0	\$0	\$435	\$435
09/22/22	SD - Admin	\$0	\$112,300	\$0	\$0	\$0	\$0	\$112,300
09/22/22	SD - Tech Assist	\$0	\$0	\$45,600	\$0	\$0	\$0	\$45,600
09/22/22	SD - Local Assist	\$0	\$0	\$26,600	\$0	\$0	\$0	\$26,600
09/22/22	SD - PWSS	\$0	\$0	\$56,000	\$0	\$0	\$0	\$56,000
09/22/22	SD - Planning Dist Grants	\$0	\$0	\$0	\$0	\$209,900	\$0	\$209,900
09/22/22	SD - Oper Cert	\$0	\$0	\$0	\$0	\$14,000	\$0	\$14,000
09/22/22	SD - BABs	\$0	\$0	\$0	\$104,500	\$0	\$0	\$104,500
09/22/22	SD - Construction (state)	\$0	\$0	\$0	\$0	\$0	\$129,500	\$129,500
Total Admin Disbursements		\$0	\$404,140	\$563,004	\$180,440	\$616,244	\$578,182	\$2,341,970

TOTAL OF ALL DWSRF DISBURSEMENTS

\$43,469,066

Disbursements to the State of SD reflect reimbursements for disbursements made through the state accounting system. These reimbursements are for payroll expenses, overhead costs, loan administration grants and planning grants. These reimbursements are rounded and do not reflect expenses as incurred during the year. Expenses reimbursed also may be from a prior fiscal year. See Financial Statements for expenses incurred on an accrual basis.

EXHIBIT V
Letter of Credit Analysis
Projected Federal Grant Draws vs. Actual
Draws Federal Fiscal Year 2022

Quarter	Grant Payment Schedule	Actual Loan Draws	Actual Set-Aside Draws	Difference
1ST	\$10,496,305	\$1,508,037	\$131,904	\$8,856,364
2ND	\$1,833,500	\$3,052,000	\$123,000	-\$1,341,500
3RD	\$1,833,500	\$3,578,326	\$471,320	-\$2,216,146
4TH	\$1,833,500	\$1,293,250	\$240,500	\$299,750
	\$15,996,805	\$9,431,613	\$966,724	\$5,598,468

Letter of Credit
Draws Federal Fiscal
Year 2022

Draw #	Date	Loan	Admin	Tech Asst	Local Asst	PWWS	Total
1297	10/12/21	\$190,000	\$0	\$0	\$0	\$0	\$190,000
1298	10/28/21	\$90,000	\$0	\$0	\$0	\$0	\$90,000
1300	11/10/21	\$368,856	\$0	\$0	\$0	\$0	\$368,856
1301	11/24/21	\$465,184	\$0	\$0	\$0	\$0	\$465,184
1302	12/01/21	\$0	\$55,800	\$10,000	\$5,200	\$6,204	\$77,204
1303	12/09/22	\$393,997	\$0	\$0	\$0	\$0	\$393,997
1304	12/23/21	\$0	\$34,700	\$20,000	\$0	\$0	\$54,700
1305	01/22/22	\$325,000	\$33,500	\$0	\$0	\$2,300	\$360,800
1306	02/02/22	\$210,000	\$0	\$0	\$0	\$0	\$210,000
1307	02/18/22	\$232,000	\$0	\$0	\$0	\$0	\$232,000
1308	02/28/22	\$244,000	\$0	\$0	\$0	\$0	\$244,000
1309	03/04/22	\$8,000	\$70,300	\$16,000	\$900	\$0	\$95,200
1310	03/17/22	\$1,010,000	\$0	\$0	\$0	\$0	\$1,010,000
1311	03/24/22	\$816,000	\$0	\$0	\$0	\$0	\$816,000
1312	03/31/22	\$207,000	\$0	\$0	\$0	\$0	\$207,000
1313	04/07/22	\$72,826	\$0	\$0	\$0	\$0	\$72,826
1314	04/14/22	\$281,000	\$0	\$0	\$0	\$0	\$281,000
1315	04/22/22	\$225,000	\$26,440	\$46,000	\$0	\$8,600	\$306,040
1316	05/05/22	\$900,000	\$0	\$0	\$0	\$0	\$900,000
1317	05/13/22	\$113,500	\$0	\$0	\$0	\$0	\$113,500
1318	05/27/22	\$308,500	\$0	\$0	\$0	\$0	\$308,500
1319	06/15/22	\$433,000	\$0	\$0	\$0	\$0	\$433,000
1320	06/15/22	\$138,000	\$0	\$0	\$0	\$0	\$138,000
1321	06/23/22	\$161,500	\$0	\$0	\$0	\$0	\$161,500

Draw #	Date	Loan	Admin	Tech Asst	Local Asst	PWWS	Total
1322	06/27/22	\$0	\$71,100	\$48,500	\$87,700	\$183,400	\$390,700
1323	07/10/22	\$890,000	\$0	\$0	\$0	\$0	\$890,000
1324	07/21/22	\$55,000	\$0	\$0	\$0	\$0	\$55,000
1325	08/04/22	\$603,000	\$0	\$0	\$0	\$0	\$603,000
1326	08/19/22	\$70,250	\$0	\$0	\$0	\$0	\$70,250
1327	08/25/22	\$410,000	\$0	\$0	\$0	\$0	\$410,000
1328	09/01/22	\$66,000	\$0	\$0	\$0	\$0	\$66,000
1330	09/22/22	\$144,000	\$112,300	\$45,600	\$26,600	\$56,000	\$384,500
TOTAL		\$9,431,613	\$404,140	\$186,100	\$120,400	\$256,504	\$10,398,757

EXHIBIT VI
Environmental Review and Land Purchase Information
Completed During Federal Fiscal Year 2022

Project	Environmental Assessment Class	Environmental Assessment Publication Date	Land Purchase w/SRF?
Bear Butte Valley Water, Inc (DW-02)	CATEX	09/06/2022	No
Beresford (DW-03)	CATEX	07/01/2022	No
Canistota (DW-04)	CATEX	03/03/2022	No
Chancellor (DW-03)	CATEX	07/07/2022	No
Elkton (DW-02)	CATEX	10/21/2021	No
Groton (DW-06)	CATEX	01/26/2022	No
Harrisburg (DW-04)	CATEX	08/11/2022	No
Kingbrook Rural Water System (DW-10)	CATEX	08/11/2022	No
Lake Norden (DW-03)	CATEX	09/07/2022	No
Lennox (DW-05)	CATEX	10/26/2021	No
Lennox (DW-06)	CATEX	05/16/2022	No
Madison (DW-03)	CATEX	06/30/2022	No
Mitchell (DW-06)	CATEX	08/06/2022	No
Randall Community Water District (DW-02)	CATEX	07/28/2022	No
Watertown (DW-02)	CATEX	09/27/2022	No
Watertown (DW-04)	CATEX	09/27/2022	No
Watertown (DW-05)	FNSI	09/27/2022	No

**Awarded During Federal Fiscal Year 2022 and
Environmental Review Still Pending**

Sponsor	Environmental Assessment Class	Land Purchase w/SRF?
Alexandria (DW-01)	CATEX	No
Arlington (DW-02)	CATEX	No
Aurora-Brule Rural Water System (DW-02)	FNSI	No
Baltic (DW-04)	CATEX	No
BDM Rural Water System (DW-02)	FNSI	No
Belle Fourche (DW-02)	FNSI	No
Big Sioux Community Water System (DW-04)	CATEX	No
Black Hawk Water User District (DW-04)	CATEX	No
Box Elder (DW-03)	CATEX	No
Brookings (DW-01)	FNSI	No
Brookings-Deuel Rural Water System (DW-04)	CATEX	No
Bryant (DW-02)	CATEX	No
Butte-Meade Sanitary Water District (DW-03)	CATEX	No
Chamberlain (DW-03)	CATEX	No
Clark (DW-01)	CATEX	No
Colman (DW-05)	CATEX	No
Corsica (DW-01)	CATEX	No
Dakota Dunes CID (DW-03)	CATEX	No
Davison Rural Water System (DW-01)	CATEX	No
Dell Rapids (DW-09)	CATEX	No
DeSmet (DW-03)	CATEX	No
Fall River Water Users District (DW-05)	FNSI	No
Flandreau (DW-01)	CATEX	No
Fort Pierre (DW-01)	CATEX	No
Grant-Roberts Rural Water System (DW-02)	CATEX	No
Gregory (DW-03)	CATEX	No
Hanson Rural Water System (DW-02)	CATEX	No
Hermosa (DW-03)	FNSI	No
High Meadows Water Association, Inc. (DW-01)	CATEX	No
Hudson (DW-01)	CATEX	No
Humboldt (DW-02)	CATEX	No
Irene (DW-04)	CATEX	No
Joint Well Field, Inc. (DW-02)	FNSI	No
Kadoka (DW-01)	CATEX	No
Lake Preston (DW-02)	CATEX	No
Lead-Deadwood Sanitary District (DW-02)	FNSI	No

Sponsor	Environmental Assessment Class	Land Purchase w/SRF?
Lincoln County Rural Water System (DW-03)	CATEX	No
Mid-Dakota Rural Water System (DW-06)	FNSI	No
Miller (DW-05)	CATEX	No
Mina Lake Sanitary District (DW-03)	CATEX	No
Minnehaha Community Water Corp. (DW-04)	CATEX	No
Mitchell (DW-07)	CATEX	No
Mobridge (DW-08)	CATEX	No
Newell (DW-03)	FNSI	No
North Sioux City (DW-02)	FNSI	No
Northville (DW-02)	CATEX	No
Parker (DW-05)	CATEX	No
Perkins County Rural Water System (DW-03)	FNSI	No
Platte (DW-02)	CATEX	No
Pleasant Valley Homeowners Association (DW-01)	CATEX	No
Randall Community Water District (DW-05)	CATEX	No
Randall Community Water District (DW-03)	CATEX	No
Randall Community Water District (DW-04)	CATEX	No
Rosholt (DW-01)	CATEX	No
Salem (DW-06)	CATEX	No
Shared Resources (DW-01)	CATEX	No
Sioux Falls (DW-12)	CATEX	No
Sioux Rural Water System (DW-03)	CATEX	No
South Lincoln Rural Water System (DW-03)	FNSI	No
South Shore (DW-01)	FNSI	No
Southern Black Hills Water System (DW-01)	FNSI	No
Spearfish (DW-02)	FNSI	No
Spring/Cow Creek Sanitary District (DW-01)	CATEX	No
Tea (DW-04)	CATEX	No
Terry Trojan Water Project District (DW-02)	CATEX	No
Timber Lake (DW-01)	CATEX	No
TM Rural Water District (DW-03)	CATEX	No
Tripp County Water User District (DW-05)	FNSI	No
Tyndall (DW-04)	CATEX	No
Valley Springs (DW-02)	CATEX	No
Volga (DW-02)	FNSI	No
Watertown (DW-03)	CATEX	No
Webster (DW-04)	CATEX	No
Wessington Springs (DW-02)	CATEX	No
West River/Lyman-Jones Rural Water Sys (DW-03)	FNSI	No
Westberry Trails Water Users Association (DW-01)	CATEX	No

Sponsor	Environmental Assessment Class	Land Purchase w/SRF?
Weston Heights Sanitary District (DW-01)	FNSI	No
White (DW-01)	CATEX	No
Yankton (DW-07)	CATEX	No

EXHIBIT VII
DWSRF Loan Transactions by Borrower
September 30, 2022

Sponsor	Maximum Committed Amount	Federal Advance	State Advance	Recycled Advance	Leveraged Advance	Total Advances	Principal Forgiven	Principal Repayments	Loan Balance
Aberdeen (DW-01A)	\$9,460,000	\$5,212,008	\$1,611,628	\$2,636,364	\$0	\$9,460,000	\$0	\$9,460,000	\$0
Aberdeen (DW-01B)	\$7,024,258	\$830,686	\$953,745	\$0	\$5,239,827	\$7,024,258	\$0	\$7,024,258	\$0
Aberdeen (DW-02)	\$1,330,118	\$1,118,399	\$0	\$56,039	\$155,680	\$1,330,118	\$133,012	\$1,197,106	\$0
Aberdeen (DW-03)	\$1,040,000	\$1,000,000	\$40,000	\$0	\$0	\$1,040,000	\$0	\$295,853	\$744,147
Arlington (DW-01)	\$100,000	\$100,000	\$0	\$0	\$0	\$100,000	\$100,000	\$0	\$0
Aurora-Brule RWS (DW-01)	\$500,000	\$500,000	\$0	\$0	\$0	\$500,000	\$500,000	\$0	\$0
Avon (DW-01)	\$174,000	\$0	\$0	\$174,000	\$0	\$174,000	\$0	\$3,377	\$170,623
Baltic (DW-01)	\$250,000	\$174,962	\$75,038	\$0	\$0	\$250,000	\$0	\$224,631	\$25,369
Baltic (DW-02)	\$163,446	\$16,500	\$146,946	\$0	\$0	\$163,446	\$16,345	\$147,101	\$0
Baltic (DW-03)	\$420,922	\$0	\$0	\$420,922	\$0	\$420,922	\$0	\$148,825	\$272,097
BDM RWS (DW-01)	\$280,251	\$280,251	\$0	\$0	\$0	\$280,251	\$0	\$280,251	\$0
Belle Fourche (DW-01)	\$265,000	\$0	\$0	\$265,000	\$0	\$265,000	\$0	\$41,074	\$223,926
Beresford (DW-01)	\$916,040	\$0	\$121,151	\$794,889	\$0	\$916,040	\$458,020	\$85,242	\$372,778
Beresford (DW-02)	\$698,784	\$227,476	\$97,524	\$78,784	\$295,000	\$698,784	\$352,187	\$47,607	\$298,990
Big Sioux Water (DW-02)	\$767,616	\$767,616	\$0	\$0	\$0	\$767,616	\$0	\$249,188	\$518,428
Big Sioux Water (DW-03)	\$1,002,209	\$982,029	\$20,180	\$0	\$0	\$1,002,209	\$0	\$175,558	\$826,651
Big Stone City (DW-01)	\$570,000	\$570,000	\$0	\$0	\$0	\$570,000	\$0	\$570,000	\$0
Big Stone City (DW-02)	\$139,873	\$40,000	\$99,873	\$0	\$0	\$139,873	\$0	\$139,873	\$0
Black Hawk WUD (DW-01)	\$500,000	\$390,376	\$109,624	\$0	\$0	\$500,000	\$0	\$500,000	\$0
Black Hawk WUD (DW-02)	\$1,066,674	\$152,088	\$99,816	\$0	\$814,770	\$1,066,674	\$0	\$570,097	\$496,577
Black Hawk WUD (DW-03)	\$3,810,000	\$772,636	\$127,364	\$2,060,000	\$850,000	\$3,810,000	\$0	\$73,935	\$3,736,065
Blunt (DW-01)	\$657,000	\$0	\$0	\$571,695	\$0	\$571,695	\$180,655	\$0	\$391,040
Bonesteel (DW-01)	\$1,939,847	\$276,011	\$323,989	\$810,739	\$529,108	\$1,939,847	\$1,466,524	\$83,491	\$389,832
Bowdle (DW-01)	\$150,000	\$150,000	\$0	\$0	\$0	\$150,000	\$150,000	\$0	\$0
Box Elder (DW-01)	\$2,511,877	\$196,109	\$172,081	\$2,143,687	\$0	\$2,511,877	\$251,187	\$796,017	\$1,464,673

Sponsor	Maximum Committed Amount	Federal Advance	State Advance	Recycled Advance	Leveraged Advance	Total Advances	Principal Forgiven	Principal Repayments	Loan Balance
Box Elder (DW-02)	\$1,742,000	\$0	\$0	\$1,322,720	\$30,000	\$1,352,720	\$0	\$0	\$1,352,720
Brandon (DW-01)	\$1,877,375	\$1,877,375	\$0	\$0	\$0	\$1,877,375	\$0	\$1,877,375	\$0
Brandon (DW-03)	\$5,687,000	\$1,739,000	\$511,000	\$2,433,369	\$87,000	\$4,770,369	\$0	\$0	\$4,770,369
Bridgewater (DW-01)	\$121,000	\$0	\$0	\$121,000	\$0	\$121,000	\$0	\$14,959	\$106,041
Bridgewater (DW-02)	\$210,363	\$0	\$0	\$0	\$210,363	\$210,363	\$0	\$50,638	\$159,725
Bristol (DW-02)	\$1,785,113	\$387,069	\$194,931	\$653,113	\$550,000	\$1,785,113	\$1,367,396	\$54,108	\$363,609
Britton (DW-01)	\$320,000	\$317,146	\$2,854	\$0	\$0	\$320,000	\$0	\$320,000	\$0
Brookings-Deuel RWS (DW-01)	\$1,002,464	\$860,281	\$0	\$142,183	\$0	\$1,002,464	\$0	\$389,953	\$612,511
Brookings-Deuel RWS (DW-02)	\$1,750,000	\$1,750,000	\$0	\$0	\$0	\$1,750,000	\$0	\$634,359	\$1,115,641
Brookings-Deuel RWS (DW-03)	\$250,000	\$250,000	\$0	\$0	\$0	\$250,000	\$0	\$124,250	\$125,750
Bryant (DW-01)	\$142,000	\$133,962	\$8,038	\$0	\$0	\$142,000	\$0	\$142,000	\$0
Buffalo (DW-01)	\$1,695,000	\$30,923	\$108,045	\$1,556,032	\$0	\$1,695,000	\$600,000	\$232,020	\$862,980
Burke (DW-01)	\$115,600	\$0	\$0	\$0	\$115,600	\$115,600	\$0	\$49,014	\$66,586
Burke (DW-02)	\$540,000	\$0	\$0	\$540,000	\$0	\$540,000	\$0	\$7,016	\$532,984
Butte Meade SWD (DW-01)	\$257,668	\$54,340	\$30,660	\$172,668	\$0	\$257,668	\$55,398	\$185,476	\$16,794
Butte Meade SWD (DW-02)	\$402,687	\$323,301	\$79,386	\$0	\$0	\$402,687	\$0	\$36,817	\$365,870
B-Y Water District (DW-02)	\$4,151,654	\$700,000	\$300,000	\$151,654	\$3,000,000	\$4,151,654	\$0	\$224,719	\$3,926,935
Canistota (DW-01)	\$426,460	\$313,960	\$0	\$8,485	\$104,015	\$426,460	\$313,960	\$30,980	\$81,520
Canistota (DW-02)	\$1,095,000	\$302,770	\$647,230	\$145,000	\$0	\$1,095,000	\$616,000	\$70,769	\$408,231
Canistota (DW-03)	\$96,000	\$0	\$0	\$96,000	\$0	\$96,000	\$0	\$7,845	\$88,155
Canistota (DW-04)	\$667,000	\$0	\$0	\$0	\$0	\$0	\$0	\$0	\$0
Canton (DW-01)	\$500,000	\$378,021	\$121,979	\$0	\$0	\$500,000	\$0	\$424,829	\$75,171
Canton (DW-02)	\$1,550,000	\$0	\$0	\$400,000	\$1,150,000	\$1,550,000	\$0	\$83,991	\$1,466,009
Canton (DW-03)	\$760,000	\$0	\$0	\$285,352	\$474,648	\$760,000	\$0	\$62,106	\$697,894
Centerville (DW-01)	\$870,000	\$174,754	\$146,573	\$548,673	\$0	\$870,000	\$0	\$403,913	\$466,087
Chamberlain (DW-01)	\$276,500	\$0	\$0	\$0	\$276,500	\$276,500	\$0	\$158,872	\$117,628
Chamberlain (DW-02)	\$873,704	\$300,000	\$344,992	\$0	\$228,712	\$873,704	\$262,111	\$283,287	\$328,306

Sponsor	Maximum Committed Amount	Federal Advance	State Advance	Recycled Advance	Leveraged Advance	Total Advances	Principal Forgiven	Principal Repayments	Loan Balance
Chancellor (DW-01)	\$205,948	\$0	\$0	\$0	\$205,948	\$205,948	\$0	\$78,456	\$127,493
Chancellor (DW-02)	\$2,188,000	\$0	\$0	\$1,522,315	\$0	\$1,522,315	\$1,357,905	\$0	\$164,410
Clark RWS (DW-01)	\$2,950,000	\$1,966,475	\$774,747	\$0	\$0	\$2,741,222	\$1,181,466	\$45,619	\$1,514,137
Clay RWS (DW-01)	\$4,331,000	\$4,331,000	\$0	\$0	\$0	\$4,331,000	\$0	\$1,649,841	\$2,681,159
Clay RWS (DW-02)	\$844,968	\$844,968	\$0	\$0	\$0	\$844,968	\$698,789	\$146,179	\$0
Clay RWS (DW-03)	\$2,205,570	\$2,205,570	\$0	\$0	\$0	\$2,205,570	\$500,000	\$1,705,570	\$0
Clay RWS (DW-04)	\$1,369,758	\$1,369,758	\$0	\$0	\$0	\$1,369,758	\$0	\$1,369,758	\$0
Clay RWS (DW-05)	\$2,185,000	\$1,503,000	\$345,867	\$0	\$0	\$1,848,867	\$0	\$21,189	\$1,827,678
Clear Lake (DW-01)	\$540,637	\$540,637	\$0	\$0	\$0	\$540,637	\$0	\$341,418	\$199,219
Colman (DW-01)	\$167,260	\$165,440	\$0	\$0	\$1,820	\$167,260	\$167,260	\$0	\$0
Colman (DW-02)	\$434,528	\$223,601	\$0	\$210,927	\$0	\$434,528	\$0	\$75,230	\$359,298
Colman (DW-03)	\$1,600,000	\$64,285	\$85,715	\$550,000	\$900,000	\$1,600,000	\$968,000	\$92,239	\$539,761
Colman (DW-04)	\$462,362	\$0	\$125,000	\$198,430	\$138,932	\$462,362	\$0	\$37,784	\$424,578
Colonial Pine Hills SD (DW-01)	\$636,108	\$450,382	\$185,726	\$0	\$0	\$636,108	\$0	\$625,133	\$10,975
Colonial Pine Hills SD (DW-02)	\$1,003,608	\$250,000	\$345,000	\$0	\$408,608	\$1,003,608	\$250,000	\$377,865	\$375,743
Colonial Pine Hills SD (DW-03)	\$705,000	\$103,440	\$15,945	\$100,000	\$485,615	\$705,000	\$0	\$208,927	\$496,073
Colonial Pine Hills SD (DW-04)	\$400,000	\$350,000	\$50,000	\$0	\$0	\$400,000	\$0	\$109,302	\$290,698
Colton (DW-01)	\$632,455	\$632,455	\$0	\$0	\$0	\$632,455	\$0	\$299,752	\$332,703
Colton (DW-02)	\$181,156	\$84,305	\$9,923	\$86,928	\$0	\$181,156	\$86,411	\$34,619	\$60,126
Colton (DW-03)	\$156,434	\$33,921	\$3,492	\$119,021	\$0	\$156,434	\$39,108	\$85,483	\$31,843
Colton (DW-04)	\$1,335,664	\$0	\$0	\$835,664	\$500,000	\$1,335,664	\$555,636	\$37,681	\$742,347
Conde (DW-01)	\$2,333,000	\$0	\$0	\$1,593,000	\$740,000	\$2,333,000	\$1,833,000	\$79,763	\$420,237
Corson Village (DW-01)	\$581,364	\$541,562	\$0	\$0	\$39,802	\$581,364	\$523,227	\$28,404	\$29,733
Cresbard (DW-01)	\$2,000,000	\$0	\$0	\$100,148	\$0	\$100,148	\$100,148	\$0	\$0
Crooks (DW-01)	\$133,510	\$133,510	\$0	\$0	\$0	\$133,510	\$0	\$133,510	\$0
Crooks (DW-02)	\$1,214,000	\$279,000	\$40,153	\$0	\$792,883	\$1,112,036	\$0	\$31,158	\$1,080,878
Custer (DW-01)	\$800,000	\$508,821	\$159,437	\$131,742	\$0	\$800,000	\$0	\$800,000	\$0
Dakota Dunes (DW-01)	\$376,962	\$96,429	\$25,393	\$255,140	\$0	\$376,962	\$0	\$376,962	\$0

Sponsor	Maximum Committed Amount	Federal Advance	State Advance	Recycled Advance	Leveraged Advance	Total Advances	Principal Forgiven	Principal Repayments	Loan Balance
Dakota Dunes (DW-02)	\$1,512,103	\$1,351,596	\$159,436	\$1,071	\$0	\$1,512,103	\$0	\$389,767	\$1,122,336
Deer Mountain (DW-01)	\$2,174,000	\$0	\$0	\$254,016	\$0	\$254,016	\$0	\$0	\$254,016
Dell Rapids (DW-01)	\$621,000	\$470,941	\$150,059	\$0	\$0	\$621,000	\$0	\$518,227	\$102,773
Dell Rapids (DW-02)	\$162,263	\$0	\$0	\$0	\$162,263	\$162,263	\$0	\$116,113	\$46,150
Dell Rapids (DW-03)	\$428,698	\$32,361	\$2,639	\$393,698	\$0	\$428,698	\$0	\$177,293	\$251,405
Dell Rapids (DW-04)	\$300,000	\$30,000	\$0	\$270,000	\$0	\$300,000	\$30,000	\$262,485	\$7,515
Dell Rapids (DW-05)	\$866,931	\$0	\$213,309	\$600,793	\$52,829	\$866,931	\$241,873	\$191,994	\$433,064
Dell Rapids (DW-06)	\$703,719	\$0	\$0	\$273,719	\$430,000	\$703,719	\$0	\$50,846	\$652,873
Dell Rapids (DW-07)	\$2,486,000	\$635,220	\$130,713	\$866	\$1,450,214	\$2,217,013	\$0	\$47,857	\$2,169,156
Dell Rapids (DW-08)	\$926,000	\$0	\$0	\$678,439	\$0	\$678,439	\$0	\$0	\$678,439
Delmont (DW-01)	\$158,461	\$0	\$0	\$0	\$158,461	\$158,461	\$0	\$158,461	\$0
Delmont (DW-02)	\$90,000	\$90,000	\$0	\$0	\$0	\$90,000	\$90,000	\$0	\$0
DeSmet (DW-01)	\$258,000	\$25,800	\$93,002	\$0	\$139,198	\$258,000	\$25,800	\$135,918	\$96,282
DeSmet (DW-02)	\$565,000	\$0	\$0	\$370,447	\$0	\$370,447	\$0	\$0	\$370,447
Doland (DW-01)	\$1,642,867	\$850,396	\$302,861	\$306,754	\$182,856	\$1,642,867	\$1,283,079	\$66,482	\$293,306
Dupree (DW-01)	\$163,500	\$121,539	\$41,961	\$0	\$0	\$163,500	\$100,000	\$13,001	\$50,499
Eagle Butte (DW-01)	\$588,581	\$0	\$0	\$588,581	\$0	\$588,581	\$470,864	\$91,117	\$26,600
Eagle Butte (DW-02)	\$1,244,000	\$0	\$0	\$200,000	\$1,044,000	\$1,244,000	\$995,200	\$57,082	\$191,718
Eagle Butte (DW-03)	\$520,000	\$0	\$0	\$250,000	\$270,000	\$520,000	\$200,000	\$21,333	\$298,667
Eagle Butte (DW-04)	\$725,000	\$0	\$0	\$685,000	\$40,000	\$725,000	\$362,500	\$56,743	\$305,757
Edgemont (DW-01)	\$1,890,000	\$19,101	\$80,899	\$785,000	\$1,005,000	\$1,890,000	\$1,206,890	\$100,712	\$582,398
Edgemont (DW-02)	\$700,000	\$203,168	\$243,832	\$111,497	\$0	\$558,497	\$196,590	\$6,032	\$355,875
Edgemont (DW-03)	\$637,000	\$0	\$0	\$0	\$0	\$0	\$0	\$0	\$0
Elk Point (DW-01)	\$220,000	\$189,819	\$30,181	\$0	\$0	\$220,000	\$0	\$220,000	\$0
Elk Point (DW-02)	\$570,000	\$0	\$0	\$0	\$570,000	\$570,000	\$0	\$424,540	\$145,460
Elk Point (DW-03)	\$114,441	\$0	\$0	\$88,902	\$25,539	\$114,441	\$0	\$114,441	\$0
Elk Point (DW-04)	\$539,449	\$0	\$0	\$0	\$539,449	\$539,449	\$0	\$274,175	\$265,274
Elk Point (DW-05)	\$798,040	\$660,520	\$0	\$34,557	\$102,963	\$798,040	\$446,902	\$176,230	\$174,908
Elk Point (DW-06)	\$564,000	\$0	\$0	\$0	\$564,000	\$564,000	\$0	\$25,969	\$538,031

Sponsor	Maximum Committed Amount	Federal Advance	State Advance	Recycled Advance	Leveraged Advance	Total Advances	Principal Forgiven	Principal Repayments	Loan Balance
Elk Point (DW-07)	\$495,000	\$0	\$0	\$299,416	\$170,000	\$469,416	\$0	\$0	\$469,416
Elkton (DW-01)	\$2,000,000	\$225,000	\$50,000	\$676,408	\$825,000	\$1,776,408	\$1,033,869	\$0	\$742,539
Elkton (DW-02)	\$2,587,000	\$0	\$0	\$526,999	\$0	\$526,999	\$371,007	\$0	\$155,992
Emery (DW-01)	\$466,303	\$0	\$0	\$166,303	\$300,000	\$466,303	\$0	\$39,637	\$426,666
Eureka (DW-01)	\$133,681	\$0	\$0	\$0	\$133,681	\$133,681	\$0	\$133,681	\$0
Eureka (DW-02)	\$200,000	\$200,000	\$0	\$0	\$0	\$200,000	\$200,000	\$0	\$0
Fall River WUD (DW-01)	\$759,000	\$759,000	\$0	\$0	\$0	\$759,000	\$0	\$449,341	\$309,659
Fall River WUD (DW-02)	\$260,958	\$236,894	\$24,064	\$0	\$0	\$260,958	\$0	\$144,475	\$116,483
Fall River WUD (DW-03)	\$612,000	\$612,000	\$0	\$0	\$0	\$612,000	\$612,000	\$0	\$0
Fall River WUD (DW-04)	\$750,000	\$750,000	\$0	\$0	\$0	\$750,000	\$750,000	\$0	\$0
Faulton (DW-01)	\$500,000	\$500,000	\$0	\$0	\$0	\$500,000	\$500,000	\$0	\$0
Faulton (DW-02)	\$499,185	\$358,020	\$28,349	\$112,816	\$0	\$499,185	\$386,369	\$27,078	\$85,738
Florence (DW-01)	\$688,000	\$0	\$0	\$350,000	\$338,000	\$688,000	\$0	\$65,750	\$622,250
Florence (DW-01)	\$567,000	\$0	\$0	\$567,000	\$0	\$567,000	\$0	\$57,435	\$509,565
Garretson (DW-01)	\$1,102,147	\$1,102,147	\$0	\$0	\$0	\$1,102,147	\$0	\$522,240	\$579,907
Garretson (DW-02)	\$639,500	\$0	\$0	\$189,500	\$450,000	\$639,500	\$0	\$36,784	\$602,716
Garretson (DW-03)	\$458,500	\$0	\$0	\$0	\$458,500	\$458,500	\$0	\$11,053	\$447,447
Gayville (DW-01)	\$900,000	\$411,485	\$77,450	\$411,065	\$0	\$900,000	\$480,000	\$95,019	\$324,981
Gettysburg (DW-01)	\$565,000	\$565,000	\$0	\$0	\$0	\$565,000	\$0	\$565,000	\$0
Grant Roberts RWS (DW-01)	\$3,323,473	\$3,267,966	\$55,507	\$0	\$0	\$3,323,473	\$0	\$1,360,619	\$1,962,854
Gregory (DW-01)	\$347,580	\$312,474	\$35,106	\$0	\$0	\$347,580	\$0	\$195,523	\$152,057
Gregory (DW-02)	\$551,691	\$137,650	\$11,858	\$402,183	\$0	\$551,691	\$149,508	\$99,495	\$302,688
Grenville (DW-01)	\$352,000	\$0	\$0	\$0	\$350,858	\$350,858	\$281,388	\$2,141	\$67,329
Groton (DW-01)	\$440,000	\$211,848	\$228,152	\$0	\$0	\$440,000	\$0	\$440,000	\$0
Groton (DW-02)	\$308,945	\$0	\$0	\$0	\$308,945	\$308,945	\$0	\$308,945	\$0
Groton (DW-03)	\$231,315	\$231,315	\$0	\$0	\$0	\$231,315	\$231,315	\$0	\$0
Groton (DW-05)	\$1,798,000	\$0	\$0	\$934,598	\$800,000	\$1,734,598	\$0	\$0	\$1,734,598
Groton (DW-06)	\$1,326,000	\$0	\$0	\$0	\$0	\$0	\$0	\$0	\$0
Hanson RWS (DW-01)	\$754,341	\$754,341	\$0	\$0	\$0	\$754,341	\$528,038	\$105,687	\$120,616

Sponsor	Maximum Committed Amount	Federal Advance	State Advance	Recycled Advance	Leveraged Advance	Total Advances	Principal Forgiven	Principal Repayments	Loan Balance
Harrisburg (DW-01)	\$525,000	\$504,926	\$20,074	\$0	\$0	\$525,000	\$0	\$525,000	\$0
Harrisburg (DW-02)	\$1,291,925	\$1,291,925	\$0	\$0	\$0	\$1,291,925	\$0	\$794,791	\$497,134
Harrisburg (DW-03)	\$1,753,441	\$0	\$259,438	\$6,314	\$1,487,689	\$1,753,441	\$0	\$867,504	\$885,937
Hartford (DW-01)	\$185,000	\$185,000	\$0	\$0	\$0	\$185,000	\$0	\$185,000	\$0
Hartford (DW-02)	\$800,957	\$429,369	\$371,588	\$0	\$0	\$800,957	\$0	\$729,971	\$70,987
Hartford (DW-03)	\$1,123,556	\$450,629	\$0	\$672,927	\$0	\$1,123,556	\$0	\$803,948	\$319,608
Hermosa (DW-01)	\$300,000	\$300,000	\$0	\$0	\$0	\$300,000	\$0	\$300,000	\$0
Hermosa (DW-02)	\$134,500	\$0	\$0	\$45,500	\$89,000	\$134,500	\$0	\$9,257	\$125,243
Highmore (DW-01)	\$267,038	\$186,997	\$80,041	\$0	\$0	\$267,038	\$0	\$267,038	\$0
Hill City (DW-01)	\$336,903	\$241,320	\$95,583	\$0	\$0	\$336,903	\$202,141	\$134,762	\$0
Hisega Meadows (DW-01)	\$487,500	\$487,500	\$0	\$0	\$0	\$487,500	\$250,000	\$237,500	\$0
Hisega Meadows (DW-02)	\$249,923	\$249,923	\$0	\$0	\$0	\$249,923	\$0	\$249,923	\$0
Hot Springs (DW-01)	\$1,636,000	\$0	\$0	\$1,636,000	\$0	\$1,636,000	\$0	\$656,662	\$979,338
Hoven (DW-01)	\$750,000	\$488,298	\$261,702	\$0	\$0	\$750,000	\$750,000	\$0	\$0
Hoven (DW-02)	\$264,750	\$264,750	\$0	\$0	\$0	\$264,750	\$264,750	\$0	\$0
Humboldt (DW-01)	\$481,773	\$481,773	\$0	\$0	\$0	\$481,773	\$0	\$316,916	\$164,857
Huron (DW-01)	\$4,000,000	\$0	\$734,473	\$3,265,527	\$0	\$4,000,000	\$0	\$3,519,232	\$480,768
Huron (DW-02)	\$478,407	\$172,500	\$18,215	\$0	\$287,692	\$478,407	\$94,724	\$187,458	\$196,225
Huron (DW-03)	\$592,073	\$0	\$0	\$592,073	\$0	\$592,073	\$0	\$121,936	\$470,137
Ipswich (DW-01)	\$1,245,000	\$933,750	\$0	\$290,028	\$21,222	\$1,245,000	\$933,750	\$80,905	\$230,345
Irene (DW-01)	\$127,126	\$127,126	\$0	\$0	\$0	\$127,126	\$0	\$127,126	\$0
Irene (DW-02)	\$1,223,326	\$237,823	\$222,177	\$117,326	\$646,000	\$1,223,326	\$922,387	\$41,480	\$259,459
Irene (DW-03)	\$1,191,000	\$346,882	\$94,118	\$0	\$750,000	\$1,191,000	\$789,000	\$14,328	\$387,672
Joint Wellfield Inc (DW-01)	\$5,523,000	\$308,500	\$67,814	\$0	\$0	\$376,314	\$0	\$0	\$376,314
Keystone (DW-01)	\$630,212	\$222,822	\$407,390	\$0	\$0	\$630,212	\$0	\$478,858	\$151,354
Kingbrook RWS (DW-01)	\$474,204	\$474,204	\$0	\$0	\$0	\$474,204	\$0	\$319,624	\$154,580
Kingbrook RWS (DW-02)	\$2,115,000	\$0	\$0	\$2,115,000	\$0	\$2,115,000	\$0	\$927,786	\$1,187,214
Kingbrook RWS (DW-03)	\$3,136,677	\$3,136,677	\$0	\$0	\$0	\$3,136,677	\$0	\$2,198,699	\$937,978

Sponsor	Maximum Committed Amount	Federal Advance	State Advance	Recycled Advance	Leveraged Advance	Total Advances	Principal Forgiven	Principal Repayments	Loan Balance
Kingbrook RWS (DW-04)	\$2,315,622	\$2,315,622	\$0	\$0	\$0	\$2,315,622	\$0	\$1,422,115	\$893,507
Kingbrook RWS (DW-05)	\$540,000	\$540,000	\$0	\$0	\$0	\$540,000	\$0	\$126,980	\$413,020
Kingbrook RWS (DW-07)	\$1,645,000	\$1,309,226	\$335,774	\$0	\$0	\$1,645,000	\$1,249,000	\$4,652	\$391,348
Kingbrook RWS (DW-08)	\$836,500	\$729,184	\$107,316	\$0	\$0	\$836,500	\$747,000	\$0	\$89,500
Lake Norden (DW-01)	\$1,477,000	\$1,157,020	\$319,980	\$0	\$0	\$1,477,000	\$0	\$122,618	\$1,354,382
Lake Norden (DW-02)	\$736,033	\$550,000	\$186,033	\$0	\$0	\$736,033	\$0	\$31,410	\$704,623
Lake Preston (DW-01)	\$2,610,000	\$0	\$0	\$686,213	\$0	\$686,213	\$263,505	\$0	\$422,708
Langford (DW-01)	\$386,000	\$0	\$0	\$121,000	\$265,000	\$386,000	\$0	\$28,907	\$357,093
Langford (DW-02)	\$466,217	\$0	\$0	\$0	\$466,217	\$466,217	\$384,629	\$4,079	\$77,509
Lead (DW-01)	\$192,800	\$82,360	\$110,440	\$0	\$0	\$192,800	\$0	\$192,800	\$0
Lead (DW-02)	\$192,549	\$0	\$0	\$0	\$192,549	\$192,549	\$0	\$192,549	\$0
Lead (DW-03)	\$784,987	\$387,600	\$0	\$97,387	\$300,000	\$784,987	\$298,295	\$486,692	\$0
Lead (DW-04)	\$896,101	\$216,222	\$282,778	\$397,101	\$0	\$896,101	\$0	\$211,797	\$684,304
Lead-Deadwood SD (DW-01)	\$2,683,957	\$2,682,145	\$1,812	\$0	\$0	\$2,683,957	\$0	\$2,683,957	\$0
Lennox (DW-01)	\$2,000,000	\$0	\$0	\$0	\$2,000,000	\$2,000,000	\$0	\$919,121	\$1,080,879
Lennox (DW-02)	\$712,431	\$352,676	\$81,076	\$178,679	\$100,000	\$712,431	\$400,000	\$101,385	\$211,046
Lennox (DW-03)	\$912,000	\$215,000	\$96,791	\$0	\$600,209	\$912,000	\$0	\$38,031	\$873,969
Lennox (DW-04)	\$362,278	\$0	\$0	\$0	\$362,278	\$362,278	\$0	\$3,919	\$358,359
Lennox (DW-05)	\$868,000	\$94,750	\$19,645	\$0	\$0	\$114,395	\$0	\$0	\$114,395
Lennox (DW-06)	\$1,339,200	\$0	\$0	\$0	\$0	\$0	\$0	\$0	\$0
Leola (DW-01)	\$1,891,000	\$0	\$0	\$200,000	\$1,691,000	\$1,891,000	\$1,615,000	\$10,399	\$265,601
Lincoln County RWS (DW-01)	\$1,079,170	\$1,079,170	\$0	\$0	\$0	\$1,079,170	\$0	\$899,777	\$179,393
Lincoln County RWS (DW-02)	\$750,000	\$570,000	\$180,000	\$0	\$0	\$750,000	\$0	\$28,889	\$721,111
Madison (DW-01)	\$2,372,000	\$2,372,000	\$0	\$0	\$0	\$2,372,000	\$0	\$2,372,000	\$0
Madison (DW-03)	\$7,315,950	\$0	\$0	\$0	\$0	\$0	\$0	\$0	\$0
Marion (DW-01)	\$1,235,000	\$0	\$0	\$747,908	\$0	\$747,908	\$197,449	\$0	\$550,459
Martin (DW-01)	\$917,901	\$705,896	\$212,005	\$0	\$0	\$917,901	\$0	\$469,206	\$448,695
Martin (DW-02)	\$440,525	\$0	\$0	\$0	\$440,525	\$440,525	\$0	\$60,310	\$380,215

Sponsor	Maximum Committed Amount	Federal Advance	State Advance	Recycled Advance	Leveraged Advance	Total Advances	Principal Forgiven	Principal Repayments	Loan Balance
McLaughlin (DW-01)	\$350,000	\$0	\$0	\$0	\$350,000	\$350,000	\$0	\$157,139	\$192,862
McLaughlin (DW-02)	\$3,805,869	\$1,822,990	\$906,698	\$1,076,181	\$0	\$3,805,869	\$2,919,101	\$179,435	\$707,333
Mellette (DW-01)	\$271,780	\$261,175	\$10,605	\$0	\$0	\$271,780	\$244,602	\$6,888	\$20,290
Menno (DW-01)	\$157,000	\$39,250	\$0	\$117,750	\$0	\$157,000	\$39,250	\$117,750	\$0
Mid-Dakota RWS (DW-01)	\$9,455,108	\$9,455,108	\$0	\$0	\$0	\$9,455,108	\$0	\$9,455,108	\$0
Mid-Dakota RWS (DW-02)	\$1,000,000	\$1,000,000	\$0	\$0	\$0	\$1,000,000	\$1,000,000	\$0	\$0
Mid-Dakota RWS (DW-03)	\$2,979,054	\$2,979,054	\$0	\$0	\$0	\$2,979,054	\$605,000	\$531,204	\$1,842,850
Mid-Dakota RWS (DW-04)	\$644,786	\$644,786	\$0	\$0	\$0	\$644,786	\$0	\$126,950	\$517,836
Mid-Dakota RWS (DW-05)	\$2,535,000	\$2,535,000	\$0	\$0	\$0	\$2,535,000	\$0	\$839,961	\$1,695,039
Midland (DW-01)	\$205,530	\$0	\$0	\$205,530	\$0	\$205,530	\$0	\$21,413	\$184,117
Milbank (DW-01)	\$4,460,294	\$300,000	\$1,506,323	\$0	\$2,653,971	\$4,460,294	\$0	\$3,081,582	\$1,378,712
Miller (DW-01)	\$225,389	\$0	\$0	\$59,495	\$165,894	\$225,389	\$0	\$225,389	\$0
Miller (DW-02)	\$2,112,000	\$0	\$0	\$1,100,000	\$1,012,000	\$2,112,000	\$692,000	\$128,233	\$1,291,767
Miller (DW-03)	\$1,099,000	\$0	\$0	\$359,000	\$740,000	\$1,099,000	\$0	\$60,142	\$1,038,858
Miller (DW-04)	\$400,000	\$0	\$0	\$150,785	\$200,000	\$350,785	\$0	\$2,720	\$348,065
Mina Lake S&W Dist (DW-01)	\$255,200	\$144,947	\$110,253	\$0	\$0	\$255,200	\$0	\$255,200	\$0
Mina Lake S&W Dist (DW-02)	\$490,398	\$283,695	\$0	\$48,008	\$158,695	\$490,398	\$245,199	\$113,572	\$131,627
Minnehaha CWC (DW-01)	\$6,022,816	\$6,022,816	\$0	\$0	\$0	\$6,022,816	\$0	\$5,215,547	\$807,269
Minnehaha CWC (DW-03)	\$7,510,000	\$2,943,000	\$695,616	\$0	\$0	\$3,638,616	\$0	\$0	\$3,638,616
Mitchell (DW-01)	\$2,850,115	\$2,246,532	\$603,583	\$0	\$0	\$2,850,115	\$0	\$2,500,688	\$349,427
Mitchell (DW-02)	\$1,956,237	\$1,322,243	\$0	\$633,994	\$0	\$1,956,237	\$293,436	\$748,756	\$914,045
Mitchell (DW-03)	\$1,000,944	\$0	\$0	\$0	\$1,000,944	\$1,000,944	\$0	\$38,824	\$962,120
Mitchell (DW-04)	\$690,000	\$469,742	\$90,258	\$0	\$130,000	\$690,000	\$0	\$41,702	\$648,298
Mitchell (DW-05)	\$1,175,000	\$0	\$0	\$0	\$0	\$0	\$0	\$0	\$0
Mobridge (DW-01)	\$965,000	\$965,000	\$0	\$0	\$0	\$965,000	\$0	\$965,000	\$0
Mobridge (DW-02)	\$352,207	\$352,207	\$0	\$0	\$0	\$352,207	\$0	\$352,207	\$0

Sponsor	Maximum Committed Amount	Federal Advance	State Advance	Recycled Advance	Leveraged Advance	Total Advances	Principal Forgiven	Principal Repayments	Loan Balance
Mobridge (DW-03)	\$213,500	\$0	\$213,500	\$0	\$0	\$213,500	\$0	\$213,500	\$0
Mobridge (DW-04)	\$62,442	\$0	\$62,442	\$0	\$0	\$62,442	\$0	\$62,442	\$0
Mobridge (DW-05)	\$500,000	\$500,000	\$0	\$0	\$0	\$500,000	\$500,000	\$0	\$0
Mobridge (DW-06)	\$1,212,000	\$818,481	\$393,519	\$0	\$0	\$1,212,000	\$0	\$230,007	\$981,993
Mobridge (DW-07)	\$369,526	\$150,000	\$50,000	\$69,526	\$100,000	\$369,526	\$0	\$61,124	\$308,402
Montrose (DW-01)	\$862,825	\$364,632	\$209,146	\$289,047	\$0	\$862,825	\$573,778	\$65,393	\$223,654
Montrose (DW-02)	\$187,000	\$0	\$0	\$0	\$187,000	\$187,000	\$0	\$4,418	\$182,582
New Underwood (DW-01)	\$169,299	\$70,200	\$0	\$0	\$99,099	\$169,299	\$67,719	\$49,630	\$51,950
Newell (DW-01)	\$714,774	\$322,750	\$184,000	\$208,024	\$0	\$714,774	\$322,750	\$108,319	\$283,705
Newell (DW-02)	\$230,952	\$0	\$0	\$230,952	\$0	\$230,952	\$144,345	\$63,932	\$22,675
Niche San District (DW-01)	\$315,000	\$258,831	\$56,169	\$0	\$0	\$315,000	\$225,000	\$19,707	\$70,293
Nisland (DW-01)	\$350,000	\$179,243	\$170,757	\$0	\$0	\$350,000	\$0	\$215,834	\$134,166
North Sioux City (DW-01)	\$2,700,000	\$0	\$0	\$0	\$0	\$0	\$0	\$0	\$0
Northville (DW-01)	\$186,804	\$172,536	\$0	\$9,928	\$4,340	\$186,804	\$149,443	\$16,796	\$20,565
Oacoma (DW-02)	\$1,061,416	\$0	\$0	\$1,061,416	\$0	\$1,061,416	\$0	\$1,061,416	\$0
Oelrichs (DW-01)	\$447,000	\$0	\$0	\$47,000	\$400,000	\$447,000	\$357,600	\$2,637	\$86,763
Onida (DW-01)	\$905,000	\$246,492	\$353,508	\$0	\$305,000	\$905,000	\$250,000	\$138,014	\$516,986
Onida (DW-02)	\$950,000	\$0	\$0	\$45,000	\$905,000	\$950,000	\$250,000	\$100,976	\$599,024
Onida (DW-03)	\$750,000	\$0	\$0	\$0	\$746,212	\$746,212	\$343,257	\$1,484	\$401,471
Parker (DW-01)	\$730,000	\$0	\$0	\$0	\$730,000	\$730,000	\$0	\$522,264	\$207,736
Parker (DW-02)	\$209,541	\$0	\$174,612	\$0	\$34,929	\$209,541	\$0	\$128,219	\$81,322
Parker (DW-03)	\$554,200	\$452,100	\$0	\$0	\$102,100	\$554,200	\$452,100	\$52,513	\$49,587
Parker (DW-04)	\$689,522	\$0	\$0	\$178,977	\$510,545	\$689,522	\$0	\$32,160	\$657,362
Perkins County RWS (DW-01)	\$151,000	\$151,000	\$0	\$0	\$0	\$151,000	\$151,000	\$0	\$0
Perkins County RWS (DW-02)	\$1,543,611	\$1,543,611	\$0	\$0	\$0	\$1,543,611	\$926,166	\$68,307	\$549,138
Piedmont (DW-01)	\$1,404,000	\$677,637	\$126,363	\$600,000	\$0	\$1,404,000	\$804,000	\$219,233	\$380,767
Pierpont (DW-01)	\$544,908	\$305,414	\$104,748	\$134,746	\$0	\$544,908	\$408,681	\$41,249	\$94,978
Pierre (DW-01)	\$988,188	\$857,306	\$130,882	\$0	\$0	\$988,188	\$0	\$988,188	\$0

Sponsor	Maximum Committed Amount	Federal Advance	State Advance	Recycled Advance	Leveraged Advance	Total Advances	Principal Forgiven	Principal Repayments	Loan Balance
Pierre (DW-02)	\$1,832,900	\$1,452,491	\$380,409	\$0	\$0	\$1,832,900	\$0	\$1,832,900	\$0
Pierre (DW-03)	\$36,850,000	\$955,000	\$245,000	\$21,595,843	\$5,985,000	\$28,780,843	\$0	\$161,753	\$28,619,090
Pine Cliff Park (DW-01)	\$283,933	\$283,933	\$0	\$0	\$0	\$283,933	\$0	\$29,774	\$254,159
Plankinton (DW-01)	\$1,442,083	\$571,429	\$269,263	\$601,391	\$0	\$1,442,083	\$824,871	\$114,869	\$502,343
Platte (DW-01)	\$293,134	\$0	\$0	\$0	\$293,134	\$293,134	\$0	\$293,134	\$0
Randall CWD (DW-01)	\$4,600,000	\$1,096,000	\$253,613	\$2,235,100	\$271,294	\$3,856,007	\$1,897,155	\$0	\$1,958,852
Rapid City (DW-01)	\$3,500,000	\$2,985,946	\$188,878	\$0	\$325,176	\$3,500,000	\$0	\$3,500,000	\$0
Rapid City (DW-02)	\$6,000,000	\$1,355,880	\$240,992	\$3,000,664	\$1,402,464	\$6,000,000	\$0	\$2,588,390	\$3,411,610
Rapid City (DW-03)	\$4,626,000	\$0	\$0	\$2,626,000	\$2,000,000	\$4,626,000	\$3,000,000	\$583,345	\$1,042,655
Rapid City (DW-04)	\$500,000	\$500,000	\$0	\$0	\$0	\$500,000	\$375,000	\$125,000	\$0
Rapid Valley SD (DW-01)	\$682,000	\$682,000	\$0	\$0	\$0	\$682,000	\$682,000	\$0	\$0
Rapid Valley SD (DW-02)	\$414,367	\$350,000	\$0	\$0	\$64,367	\$414,367	\$0	\$127,278	\$287,089
Redfield (DW-01)	\$85,000	\$0	\$85,000	\$0	\$0	\$85,000	\$0	\$85,000	\$0
Redfield (DW-02)	\$228,823	\$50,000	\$178,823	\$0	\$0	\$228,823	\$0	\$78,341	\$150,482
Ree Heights (DW-01)	\$430,000	\$430,000	\$0	\$0	\$0	\$430,000	\$430,000	\$0	\$0
Ree Heights (DW-02)	\$432,000	\$432,000	\$0	\$0	\$0	\$432,000	\$432,000	\$0	\$0
Roscoe (DW-01)	\$644,000	\$0	\$0	\$486,165	\$100,000	\$586,165	\$0	\$4,678	\$581,487
Roscoe (DW-02)	\$622,000	\$0	\$0	\$0	\$0	\$0	\$0	\$0	\$0
Roslyn (DW-01)	\$500,000	\$500,000	\$0	\$0	\$0	\$500,000	\$500,000	\$0	\$0
Salem (DW-01)	\$118,540	\$72,120	\$46,420	\$0	\$0	\$118,540	\$0	\$118,540	\$0
Salem (DW-02)	\$328,966	\$0	\$328,966	\$0	\$0	\$328,966	\$0	\$230,594	\$98,372
Salem (DW-03)	\$1,345,000	\$619,706	\$184,926	\$0	\$540,368	\$1,345,000	\$0	\$439,013	\$905,987
Salem (DW-04)	\$302,000	\$0	\$0	\$262,000	\$40,000	\$302,000	\$0	\$21,896	\$280,104
Scotland (DW-01)	\$235,172	\$128,630	\$106,542	\$0	\$0	\$235,172	\$0	\$113,585	\$121,587
Selby (DW-01)	\$100,000	\$100,000	\$0	\$0	\$0	\$100,000	\$100,000	\$0	\$0
Sioux Falls (DW-01)	\$6,496,745	\$2,617,744	\$3,879,001	\$0	\$0	\$6,496,745	\$0	\$6,496,745	\$0
Sioux Falls (DW-02)	\$2,348,168	\$2,342,067	\$6,101	\$0	\$0	\$2,348,168	\$0	\$2,348,168	\$0
Sioux Falls (DW-03)	\$7,930,000	\$6,596,126	\$1,333,874	\$0	\$0	\$7,930,000	\$0	\$7,930,000	\$0
Sioux Falls (DW-04)	\$279,599	\$231,200	\$48,399	\$0	\$0	\$279,599	\$0	\$279,599	\$0

Sponsor	Maximum Committed Amount	Federal Advance	State Advance	Recycled Advance	Leveraged Advance	Total Advances	Principal Forgiven	Principal Repayments	Loan Balance
Sioux Falls (DW-05)	\$10,828,766	\$0	\$0	\$0	\$10,828,766	\$10,828,766	\$0	\$10,828,766	\$0
Sioux Falls (DW-06)	\$9,938,849	\$3,010,443	\$841,180	\$730,424	\$5,356,802	\$9,938,849	\$0	\$9,938,849	\$0
Sioux Falls (DW-07)	\$2,200,000	\$1,179,517	\$174,180	\$26,282	\$820,021	\$2,200,000	\$0	\$2,200,000	\$0
Sioux Falls (DW-08)	\$2,088,645	\$1,388	\$4,980	\$0	\$2,082,277	\$2,088,645	\$0	\$2,088,645	\$0
Sioux Falls (DW-09)	\$2,678,738	\$2,216,783	\$3,804	\$0	\$458,151	\$2,678,738	\$267,874	\$2,410,864	\$0
Sioux Falls (DW-10)	\$5,819,138	\$1,781,390	\$722,218	\$10,530	\$3,305,000	\$5,819,138	\$581,914	\$5,237,224	\$0
Sioux Falls (DW-11)	\$4,000,000	\$0	\$0	\$3,850,000	\$150,000	\$4,000,000	\$0	\$4,000,000	\$0
Sioux RWS (DW-01)	\$2,515,000	\$2,076,203	\$438,797	\$0	\$0	\$2,515,000	\$0	\$428,215	\$2,086,785
Sioux RWS (DW-02)	\$9,821,000	\$4,602,991	\$1,003,948	\$0	\$0	\$5,606,939	\$0	\$180,795	\$5,426,144
South Lincoln RWS (DW-01)	\$2,000,000	\$2,000,000	\$0	\$0	\$0	\$2,000,000	\$0	\$2,000,000	\$0
South Lincoln RWS (DW-02)	\$476,500	\$476,500	\$0	\$0	\$0	\$476,500	\$244,500	\$50,859	\$181,141
Spearfish (DW-01)	\$3,254,000	\$2,311,248	\$0	\$0	\$942,752	\$3,254,000	\$0	\$2,370,829	\$883,171
Springfield (DW-01)	\$2,000,000	\$240,000	\$60,711	\$355,950	\$0	\$656,661	\$656,661	\$0	\$0
St. Lawrence (DW-01)	\$1,148,000	\$0	\$0	\$235,709	\$0	\$235,709	\$211,666	\$0	\$24,043
Sturgis (DW-01)	\$478,377	\$478,377	\$0	\$0	\$0	\$478,377	\$0	\$478,377	\$0
Sturgis (DW-02)	\$608,417	\$86,300	\$492,307	\$0	\$29,810	\$608,417	\$60,841	\$547,576	\$0
Sturgis (DW-03)	\$3,460,000	\$0	\$0	\$3,460,000	\$0	\$3,460,000	\$0	\$3,460,000	\$0
Sturgis (DW-04)	\$2,035,893	\$415,407	\$0	\$1,620,486	\$0	\$2,035,893	\$0	\$719,827	\$1,316,066
Tabor (DW-01)	\$1,488,130	\$331,790	\$398,210	\$682,328	\$75,802	\$1,488,130	\$681,563	\$124,101	\$682,466
TC&G (DW-01)	\$1,485,000	\$1,030,198	\$454,802	\$0	\$0	\$1,485,000	\$0	\$106,458	\$1,378,542
Tea (DW-01)	\$2,263,723	\$2,263,723	\$0	\$0	\$0	\$2,263,723	\$0	\$1,489,102	\$774,621
Tea (DW-02)	\$2,700,000	\$0	\$0	\$2,017,415	\$0	\$2,017,415	\$0	\$0	\$2,017,415
Tea (DW-03)	\$790,000	\$0	\$0	\$790,000	\$0	\$790,000	\$0	\$14,245	\$775,755
Terry Trojan (DW-01)	\$812,000	\$0	\$205,000	\$0	\$231,693	\$436,693	\$43,232	\$52,554	\$340,907
TM Rural Water (DW-01)	\$1,081,299	\$15,750	\$0	\$1,065,549	\$0	\$1,081,299	\$0	\$353,947	\$727,352
TM Rural Water (DW-02)	\$1,394,175	\$1,329,434	\$34,034	\$30,707	\$0	\$1,394,175	\$1,394,175	\$0	\$0
Trail West (DW-01)	\$1,607,626	\$587,267	\$230,019	\$790,340	\$0	\$1,607,626	\$742,106	\$444,154	\$421,366
Tri-County Water Assn (DW-01)	\$200,000	\$200,000	\$0	\$0	\$0	\$200,000	\$200,000	\$0	\$0

Sponsor	Maximum Committed Amount	Federal Advance	State Advance	Recycled Advance	Leveraged Advance	Total Advances	Principal Forgiven	Principal Repayments	Loan Balance
Tripp (DW-01)	\$225,656	\$210,265	\$15,391	\$0	\$0	\$225,656	\$0	\$225,656	\$0
Tripp County WUD (DW-01)	\$3,500,000	\$2,846,206	\$653,794	\$0	\$0	\$3,500,000	\$0	\$1,758,765	\$1,741,235
Tripp County WUD (DW-02)	\$131,469	\$93,183	\$38,286	\$0	\$0	\$131,469	\$0	\$77,786	\$53,683
Tripp County WUD (DW-04)	\$11,750,000	\$9,028,442	\$1,007,611	\$1,713,947	\$0	\$11,750,000	\$0	\$1,656,880	\$10,093,120
Tulare (DW-01)	\$1,145,000	\$1,145,000	\$0	\$0	\$0	\$1,145,000	\$1,145,000	\$0	\$0
Tyndall (DW-01)	\$300,000	\$300,000	\$0	\$0	\$0	\$300,000	\$0	\$300,000	\$0
Tyndall (DW-02)	\$861,000	\$680,115	\$180,885	\$0	\$0	\$861,000	\$0	\$403,823	\$457,177
Tyndall (DW-03)	\$1,429,827	\$707,403	\$212,597	\$509,827	\$0	\$1,429,827	\$183,017	\$136,853	\$1,109,957
Valley Springs (DW-01)	\$1,594,474	\$0	\$0	\$1,194,474	\$400,000	\$1,594,474	\$0	\$0	\$1,594,474
Vermillion (DW-01)	\$795,338	\$726,511	\$0	\$68,827	\$0	\$795,338	\$0	\$795,338	\$0
Vermillion (DW-02)	\$1,507,552	\$1,201,823	\$305,729	\$0	\$0	\$1,507,552	\$0	\$1,330,028	\$177,524
Vermillion (DW-03)	\$3,693,216	\$35,413	\$98,204	\$0	\$3,559,599	\$3,693,216	\$0	\$2,537,090	\$1,156,126
Vermillion (DW-04)	\$1,438,541	\$385,305	\$73,781	\$979,455	\$0	\$1,438,541	\$143,854	\$487,132	\$807,555
Viborg (DW-01)	\$104,491	\$0	\$0	\$24,705	\$79,786	\$104,491	\$0	\$61,459	\$43,032
Viborg (DW-02)	\$847,000	\$452,695	\$277,305	\$117,000	\$0	\$847,000	\$730,000	\$28,082	\$88,918
Viborg (DW-03)	\$507,038	\$0	\$0	\$193,231	\$313,807	\$507,038	\$0	\$67,605	\$439,433
Volga (DW-01)	\$3,700,000	\$753,000	\$238,902	\$1,576,331	\$0	\$2,568,233	\$0	\$0	\$2,568,233
Wagner (DW-01)	\$750,000	\$2,833	\$469,439	\$0	\$277,728	\$750,000	\$0	\$343,750	\$406,250
Wagner (DW-02)	\$175,000	\$0	\$175,000	\$0	\$0	\$175,000	\$0	\$84,583	\$90,417
Wakonda (DW-01)	\$1,256,831	\$0	\$0	\$678,831	\$578,000	\$1,256,831	\$864,699	\$37,747	\$354,385
Warner (DW-01)	\$400,000	\$400,000	\$0	\$0	\$0	\$400,000	\$400,000	\$0	\$0
Watertown (DW-01)	\$23,760,000	\$6,648,778	\$1,451,222	\$4,606,753	\$11,053,247	\$23,760,000	\$0	\$23,760,000	\$0
Waubay (DW-01)	\$750,000	\$0	\$0	\$0	\$750,000	\$750,000	\$0	\$275,648	\$474,352
Webster (DW-01)	\$318,828	\$196,325	\$122,503	\$0	\$0	\$318,828	\$0	\$318,828	\$0
Webster (DW-02)	\$277,522	\$108,796	\$0	\$168,726	\$0	\$277,522	\$107,678	\$169,844	\$0
Webster (DW-03)	\$5,031,000	\$0	\$0	\$2,524,475	\$131,000	\$2,655,475	\$740,877	\$0	\$1,914,598
Wessington Springs (DW-01)	\$150,313	\$0	\$0	\$150,313	\$0	\$150,313	\$0	\$14,697	\$135,616
White Lake (DW-01)	\$362,000	\$191,941	\$78,059	\$0	\$92,000	\$362,000	\$85,000	\$50,797	\$226,203

Sponsor	Maximum Committed Amount	Federal Advance	State Advance	Recycled Advance	Leveraged Advance	Total Advances	Principal Forgiven	Principal Repayments	Loan Balance
Winner (DW-01)	\$372,437	\$164,038	\$137,716	\$70,683	\$0	\$372,437	\$0	\$142,436	\$230,001
Wolsey (DW-01)	\$227,950	\$0	\$227,950	\$0	\$0	\$227,950	\$0	\$156,335	\$71,615
Wolsey (DW-02)	\$162,300	\$4,067	\$122,320	\$0	\$35,913	\$162,300	\$0	\$84,491	\$77,809
Wolsey (DW-03)	\$326,000	\$0	\$0	\$0	\$291,101	\$291,101	\$0	\$0	\$291,101
Woodland Hills (DW-01)	\$780,000	\$311,199	\$133,801	\$20,000	\$315,000	\$780,000	\$480,000	\$88,554	\$211,446
Woodland Hills (DW-02)	\$481,000	\$216,310	\$264,690	\$0	\$0	\$481,000	\$384,800	\$21,011	\$75,189
Woonsocket (DW-01)	\$720,000	\$416,500	\$0	\$303,500	\$0	\$720,000	\$416,500	\$77,026	\$226,474
Worthing (DW-01)	\$288,000	\$116,579	\$171,421	\$0	\$0	\$288,000	\$0	\$235,021	\$52,979
Worthing (DW-02)	\$277,094	\$177,501	\$32,347	\$67,246	\$0	\$277,094	\$183,990	\$31,821	\$61,283
WR/Lyman Jones (DW-01)	\$340,000	\$280,908	\$59,092	\$0	\$0	\$340,000	\$0	\$340,000	\$0
WR/Lyman Jones (DW-02)	\$7,943,023	\$7,943,023	\$0	\$0	\$0	\$7,943,023	\$0	\$7,943,023	\$0
Yankton (DW-01)	\$3,460,000	\$2,546,639	\$913,361	\$0	\$0	\$3,460,000	\$0	\$3,219,876	\$240,124
Yankton (DW-02)	\$896,975	\$449,100	\$111,732	\$0	\$336,143	\$896,975	\$0	\$527,358	\$369,617
Yankton (DW-03)	\$2,542,146	\$1,582,476	\$482,024	\$26,271	\$451,375	\$2,542,146	\$115,667	\$1,128,357	\$1,298,122
Yankton (DW-04)	\$2,200,000	\$1,233,015	\$441,985	\$0	\$525,000	\$2,200,000	\$220,000	\$992,787	\$987,213
Yankton (DW-05)	\$12,850,000	\$3,562,372	\$444,679	\$8,842,949	\$0	\$12,850,000	\$1,000,000	\$1,567,531	\$10,282,469
Yankton (DW-06)	\$37,000,000	\$7,368,830	\$1,516,592	\$8,350,000	\$19,764,578	\$37,000,000	\$0	\$3,421,919	\$33,578,081
Total	\$584,168,941	\$226,857,124	\$44,638,483	\$131,276,080	\$123,688,851	\$526,460,538	\$68,109,634	\$231,199,733	\$227,151,171

EXHIBIT VIII
Projected Principal and Interest Payments
Federal Fiscal Year 2022

Sponsor	Principal	Interest	Admin Surcharge	Total
Aberdeen (DW-03)	\$47,547	\$18,161	\$3,632	\$69,340
Avon (DW-01)	\$6,881	\$3,361	\$840	\$11,082
Baltic (DW-01)	\$16,911	\$373	\$149	\$17,434
Baltic (DW-03)	\$20,277	\$6,489	\$1,298	\$28,064
Belle Fourche (DW-01)	\$11,549	\$3,843	\$1,098	\$16,491
Beresford (DW-01)	\$12,161	\$9,206	\$1,841	\$23,208
Beresford (DW-02)	\$8,401	\$7,396	\$1,479	\$17,277
Big Sioux Community Water System (DW-02)	\$50,960	\$12,486	\$2,497	\$65,943
Big Sioux Community Water System (DW-03)	\$42,562	\$20,270	\$4,054	\$66,886
Black Hawk Water User District (DW-02)	\$57,761	\$11,523	\$3,457	\$72,741
Black Hawk Water User District (DW-04)	\$151,605	\$72,844	\$18,211	\$242,660
Blunt (DW-01)	\$6,895	\$5,102	\$1,458	\$13,455
Bonesteel (DW-01)	\$13,097	\$18,161	\$5,960	\$37,218
Box Elder (DW-01)	\$109,150	\$34,930	\$6,986	\$151,066
Box Elder (DW-02)	\$54,199	\$23,319	\$6,662	\$84,180
Brandon (DW-03)	\$59,340	\$18,161	\$16,639	\$94,140
Bridgewater (DW-01)	\$3,198	\$1,835	\$524	\$5,557
Bridgewater (DW-02)	\$20,612	\$1,520	\$0	\$22,132
Bristol (DW-02)	\$10,365	\$8,994	\$1,799	\$21,158
Brookings-Deuel Rural Water System (DW-01)	\$33,197	\$14,800	\$4,440	\$52,437
Brookings-Deuel Rural Water System (DW-02)	\$56,789	\$27,014	\$8,104	\$91,908
Brookings-Deuel Rural Water System (DW-03)	\$25,372	\$2,035	\$581	\$27,988
Buffalo (DW-01)	\$31,137	\$14,899	\$4,257	\$50,293
Burke (DW-01)	\$3,884	\$1,284	\$321	\$5,489
Burke (DW-02)	\$14,204	\$7,256	\$1,319	\$22,778
Butte-Meade Sanitary Water District (DW-01)	\$11,227	\$74	\$21	\$11,322
Butte-Meade Sanitary Water District (DW-02)	\$17,065	\$6,218	\$1,776	\$25,059
B-Y Water District (DW-02)	\$101,288	\$77,284	\$19,321	\$197,894
Canistota (DW-01)	\$3,316	\$1,987	\$397	\$5,700
Canistota (DW-02)	\$12,251	\$10,016	\$2,003	\$24,271
Canistota (DW-03)	\$2,245	\$2,183	\$437	\$4,864
Canton (DW-01)	\$4,094	\$470	\$188	\$4,752
Canton (DW-02)	\$35,358	\$36,321	\$7,264	\$78,943
Canton (DW-03)	\$17,771	\$17,282	\$3,456	\$38,509
Centerville (DW-01)	\$30,996	\$11,174	\$3,352	\$45,522
Chamberlain (DW-01)	\$15,341	\$2,704	\$811	\$18,856
Chamberlain (DW-02)	\$31,512	\$7,721	\$1,544	\$40,777
Chancellor (DW-01)	\$6,765	\$3,083	\$925	\$10,773
Chancellor (DW-02)	\$0	\$18,161	\$2,421	\$20,582

Sponsor	Principal	Interest	Admin Surcharge	Total
Clark Rural Water System (DW-01)	\$13,058	\$7,530	\$2,510	\$23,098
Clay Rural Water System (DW-01)	\$106,376	\$65,276	\$19,583	\$191,235
Clay Rural Water System (DW-05)	\$40,799	\$29,841	\$9,182	\$79,822
Clear Lake (DW-01)	\$21,776	\$5,573	\$0	\$27,349
Colman (DW-02)	\$11,366	\$8,877	\$1,775	\$22,018
Colman (DW-03)	\$16,078	\$13,344	\$2,669	\$32,091
Colman (DW-04)	\$10,812	\$10,514	\$2,103	\$23,428
Colonial Pine Hills Sanitary District (DW-01)	\$22,046	\$69	\$27	\$22,142
Colonial Pine Hills Sanitary District (DW-02)	\$39,414	\$9,026	\$1,805	\$50,245
Colonial Pine Hills Sanitary District (DW-03)	\$70,875	\$23,491	\$4,698	\$99,064
Colonial Pine Hills Sanitary District (DW-04)	\$18,151	\$7,098	\$1,420	\$26,669
Colton (DW-01)	\$22,924	\$7,964	\$3,186	\$34,073
Colton (DW-02)	\$4,598	\$1,432	\$286	\$6,317
Colton (DW-03)	\$12,594	\$421	\$120	\$13,135
Colton (DW-04)	\$18,792	\$14,707	\$3,677	\$37,175
Conde (DW-01)	\$13,624	\$7,265	\$2,076	\$22,965
Corson Village Sanitary District (DW-01)	\$3,041	\$696	\$139	\$3,876
Crooks (DW-02)	\$26,045	\$21,423	\$5,356	\$52,824
Dakota Dunes CID (DW-02)	\$68,507	\$27,420	\$5,484	\$101,412
Deer Mountain Sanitary District (DW-01)	\$0	\$18,161	\$4,273	\$22,434
Dell Rapids (DW-01)	\$40,388	\$1,946	\$779	\$43,113
Dell Rapids (DW-02)	\$9,761	\$1,003	\$301	\$11,065
Dell Rapids (DW-03)	\$21,438	\$5,954	\$1,191	\$28,583
Dell Rapids (DW-04)	\$7,515	\$0	\$0	\$7,515
Dell Rapids (DW-05)	\$29,224	\$10,375	\$2,075	\$41,674
Dell Rapids (DW-06)	\$16,403	\$17,675	\$3,214	\$37,292
Dell Rapids (DW-07)	\$46,645	\$42,792	\$10,698	\$100,135
Dell Rapids (DW-08)	\$4,046	\$18,161	\$5,121	\$27,328
DeSmet (DW-01)	\$8,619	\$1,364	\$682	\$10,665
DeSmet (DW-02)	\$9,271	\$18,161	\$3,339	\$30,771
Doland (DW-01)	\$9,640	\$7,184	\$1,437	\$18,260
Dupree (DW-01)	\$1,795	\$872	\$249	\$2,917
Eagle Butte (DW-01)	\$11,822	\$0	\$0	\$11,822
Eagle Butte (DW-02)	\$8,617	\$0	\$0	\$8,617
Eagle Butte (DW-03)	\$8,000	\$0	\$0	\$8,000
Eagle Butte (DW-04)	\$12,609	\$0	\$0	\$12,609
Edgemont (DW-01)	\$22,839	\$0	\$0	\$22,839
Edgemont (DW-02)	\$12,064	\$0	\$0	\$12,064
Elk Point (DW-02)	\$34,900	\$3,098	\$929	\$38,927
Elk Point (DW-04)	\$28,743	\$6,188	\$1,856	\$36,787
Elk Point (DW-05)	\$18,507	\$4,087	\$817	\$23,411
Elk Point (DW-06)	\$14,651	\$13,338	\$4,001	\$31,990

Sponsor	Principal	Interest	Admin Surcharge	Total
Elk Point (DW-07)	\$5,279	\$18,161	\$4,802	\$28,242
Elkton (DW-01)	\$67,294	\$18,161	\$6,889	\$92,344
Emery (DW-01)	\$11,015	\$10,564	\$2,113	\$23,692
Fall River Water Users District (DW-01)	\$29,722	\$8,739	\$0	\$38,461
Fall River Water Users District (DW-02)	\$9,627	\$2,763	\$0	\$12,390
Faulkton (DW-02)	\$3,204	\$2,094	\$419	\$5,716
Florence (DW-01)	\$15,958	\$16,948	\$3,082	\$35,988
Florence (DW-02)	\$13,258	\$13,877	\$2,523	\$29,659
Garretson (DW-01)	\$39,956	\$13,881	\$5,553	\$59,390
Garretson (DW-02)	\$15,449	\$11,939	\$2,985	\$30,373
Garretson (DW-03)	\$11,290	\$7,203	\$2,216	\$20,708
Gayville (DW-01)	\$11,750	\$7,943	\$1,589	\$21,282
Grant-Roberts Rural Water System (DW-01)	\$41,153	\$16,144	\$3,229	\$60,525
Gregory (DW-01)	\$12,909	\$3,602	\$0	\$16,510
Gregory (DW-02)	\$11,827	\$5,169	\$1,477	\$18,472
Grenville (DW-01)	\$1,752	\$1,000	\$333	\$3,085
Groton (DW-05)	\$130,376	\$102,214	\$22,714	\$255,304
Hanson Rural Water System (DW-01)	\$3,840	\$985	\$197	\$5,022
Harrisburg (DW-02)	\$73,534	\$11,293	\$3,388	\$88,215
Harrisburg (DW-03)	\$92,775	\$20,716	\$6,215	\$119,707
Hartford (DW-02)	\$56,541	\$1,248	\$499	\$58,289
Hartford (DW-03)	\$67,056	\$7,366	\$2,210	\$76,632
Hermosa (DW-02)	\$3,494	\$1,859	\$620	\$5,973
Hot Springs (DW-01)	\$71,758	\$23,346	\$4,669	\$99,773
Humboldt (DW-01)	\$27,833	\$3,862	\$1,159	\$32,854
Huron (DW-01)	\$273,502	\$7,801	\$3,121	\$284,424
Huron (DW-02)	\$20,067	\$4,596	\$919	\$25,581
Huron (DW-03)	\$16,197	\$11,503	\$2,301	\$30,001
Ipswich (DW-01)	\$9,053	\$5,619	\$1,124	\$15,795
Irene (DW-02)	\$7,615	\$6,416	\$1,283	\$15,314
Irene (DW-03)	\$9,824	\$6,720	\$1,920	\$18,464
Keystone (DW-01)	\$38,896	\$3,183	\$955	\$43,034
Kingbrook Rural Water System (DW-01)	\$15,854	\$0	\$0	\$15,854
Kingbrook Rural Water System (DW-02)	\$73,523	\$28,545	\$8,564	\$110,632
Kingbrook Rural Water System (DW-03)	\$187,174	\$20,560	\$6,168	\$213,903
Kingbrook Rural Water System (DW-04)	\$132,163	\$20,298	\$6,089	\$158,550
Kingbrook Rural Water System (DW-05)	\$24,298	\$9,950	\$1,990	\$36,238
Kingbrook Rural Water System (DW-07)	\$9,515	\$6,745	\$1,927	\$18,188
Kingbrook Rural Water System (DW-08)	\$2,328	\$18,161	\$3,016	\$23,504
Lake Norden (DW-01)	\$63,168	\$19,962	\$6,654	\$89,784
Lake Norden (DW-02)	\$21,300	\$18,513	\$3,366	\$43,179
Langford (DW-01)	\$13,104	\$0	\$0	\$13,104

Sponsor	Principal	Interest	Admin Surcharge	Total
Langford (DW-02)	\$2,720	\$0	\$0	\$2,720
Lead (DW-04)	\$40,258	\$16,486	\$3,297	\$60,040
Lennox (DW-01)	\$70,911	\$25,927	\$7,778	\$104,616
Lennox (DW-02)	\$14,954	\$5,045	\$1,009	\$21,008
Lennox (DW-03)	\$22,538	\$15,050	\$4,300	\$41,888
Lennox (DW-04)	\$8,056	\$7,951	\$1,767	\$17,774
Leola (DW-01)	\$7,070	\$3,944	\$1,315	\$12,329
Lincoln County Rural Water System (DW-01)	\$70,499	\$3,398	\$1,359	\$75,256
Lincoln County Rural Water System (DW-02)	\$17,141	\$16,081	\$3,574	\$36,796
Marion (DW-01)	\$4,249	\$18,161	\$2,849	\$25,259
Martin (DW-01)	\$32,754	\$10,710	\$0	\$43,464
Martin (DW-02)	\$10,535	\$5,605	\$1,868	\$18,009
McLaughlin (DW-01)	\$11,982	\$4,636	\$0	\$16,618
McLaughlin (DW-02)	\$25,289	\$12,104	\$3,458	\$40,851
Mellette (DW-01)	\$784	\$495	\$99	\$1,378
Mid-Dakota Rural Water System (DW-03)	\$21,743	\$15,244	\$3,049	\$40,036
Mid-Dakota Rural Water System (DW-04)	\$5,731	\$4,286	\$857	\$10,874
Mid-Dakota Rural Water System (DW-05)	\$53,407	\$13,848	\$2,770	\$70,025
Midland (DW-01)	\$5,342	\$3,187	\$911	\$9,440
Milbank (DW-01)	\$180,127	\$25,344	\$6,336	\$211,806
Miller (DW-02)	\$34,549	\$31,760	\$6,352	\$72,662
Miller (DW-03)	\$27,962	\$17,997	\$5,142	\$51,101
Miller (DW-04)	\$2,825	\$6,073	\$1,735	\$10,633
Mina Lake Sanitary District (DW-02)	\$12,540	\$3,174	\$635	\$16,348
Minnehaha Community Water Corp. (DW-01)	\$400,073	\$14,012	\$5,605	\$419,689
Minnehaha Community Water Corp. (DW-03)	\$54,079	\$18,161	\$15,543	\$87,783
Mitchell (DW-01)	\$198,654	\$6,813	\$2,271	\$207,739
Mitchell (DW-02)	\$85,091	\$21,536	\$4,307	\$110,934
Mitchell (DW-03)	\$41,068	\$16,569	\$4,734	\$62,371
Mitchell (DW-04)	\$28,591	\$11,158	\$3,188	\$42,938
Mobridge (DW-06)	\$34,121	\$16,815	\$4,804	\$55,740
Mobridge (DW-07)	\$10,566	\$5,282	\$1,509	\$17,358
Montrose (DW-01)	\$8,026	\$5,517	\$1,103	\$14,646
Montrose (DW-02)	\$3,399	\$3,151	\$900	\$7,450
New Underwood (DW-01)	\$16,426	\$3,243	\$649	\$20,318
Newell (DW-01)	\$11,795	\$4,837	\$1,382	\$18,014
Newell (DW-02)	\$9,013	\$171	\$43	\$9,227
Niche Sanitary District (DW-01)	\$5,266	\$2,347	\$671	\$8,284
Nisland (DW-01)	\$11,667	\$0	\$0	\$11,667
Northville (DW-01)	\$1,914	\$485	\$97	\$2,496
Oelrichs (DW-01)	\$6,705	\$4,367	\$1,248	\$12,320
Onida (DW-01)	\$28,915	\$12,655	\$2,531	\$44,101

Sponsor	Principal	Interest	Admin Surcharge	Total
Onida (DW-02)	\$30,337	\$10,285	\$2,939	\$43,560
Onida (DW-03)	\$2,436	\$9,059	\$2,013	\$13,507
Parker (DW-01)	\$43,939	\$4,515	\$1,355	\$49,808
Parker (DW-02)	\$12,029	\$1,847	\$554	\$14,430
Parker (DW-03)	\$5,420	\$1,156	\$231	\$6,807
Parker (DW-04)	\$17,156	\$11,318	\$3,234	\$31,708
Perkins County Rural Water System (DW-02)	\$16,139	\$9,505	\$2,716	\$28,359
Piedmont (DW-01)	\$29,121	\$9,069	\$1,814	\$40,004
Pierpont (DW-01)	\$4,130	\$2,311	\$462	\$6,903
Pierre (DW-03)	\$657,187	\$567,478	\$141,870	\$1,366,535
Pine Cliff Park Water & Mtce Inc. (DW-01)	\$12,202	\$4,368	\$1,248	\$17,819
Plankinton (DW-01)	\$16,510	\$12,303	\$2,461	\$31,274
Randall Community Water District (DW-01)	\$41,194	\$18,161	\$12,748	\$72,103
Rapid City (DW-02)	\$327,456	\$80,231	\$16,046	\$423,733
Rapid City (DW-03)	\$80,813	\$24,818	\$4,964	\$110,595
Rapid Valley Sanitary District (DW-02)	\$19,229	\$6,998	\$1,400	\$27,627
Redfield (DW-02)	\$7,198	\$2,956	\$739	\$10,893
Roscoe (DW-01)	\$1,299	\$12,374	\$3,093	\$16,766
Saint Lawrence (DW-01)	\$652	\$18,161	\$4,408	\$23,221
Salem (DW-02)	\$19,630	\$2,156	\$647	\$22,434
Salem (DW-03)	\$41,748	\$22,005	\$6,602	\$70,354
Salem (DW-04)	\$7,633	\$4,852	\$1,386	\$13,871
Scotland (DW-01)	\$8,254	\$2,912	\$0	\$11,166
Sioux Rural Water System (DW-01)	\$35,525	\$17,206	\$3,441	\$56,172
Sioux Rural Water System (DW-02)	\$69,988	\$32,278	\$9,222	\$111,488
South Lincoln Rural Water System (DW-02)	\$2,114	\$1,499	\$300	\$3,912
Spearfish (DW-01)	\$347,335	\$13,187	\$3,768	\$364,290
Sturgis (DW-04)	\$98,075	\$31,386	\$6,277	\$135,739
Tabor (DW-01)	\$20,633	\$16,869	\$3,374	\$40,877
TC&G Water Association (DW-01)	\$37,775	\$23,715	\$6,776	\$68,266
Tea (DW-01)	\$131,843	\$17,330	\$5,199	\$154,372
Tea (DW-02)	\$24,133	\$18,161	\$9,302	\$51,595
Tea (DW-03)	\$19,349	\$12,489	\$3,843	\$35,681
Terry Trojan Water Project District (DW-01)	\$17,052	\$5,781	\$1,652	\$24,485
TM Rural Water District (DW-01)	\$24,665	\$17,803	\$3,561	\$46,028
Trail West Sanitary District (DW-01)	\$46,083	\$9,822	\$1,964	\$57,870
Tripp County Water User District (DW-01)	\$123,843	\$41,614	\$0	\$165,457
Tripp County Water User District (DW-02)	\$4,382	\$0	\$0	\$4,382
Tripp County Water User District (DW-04)	\$318,521	\$173,175	\$49,479	\$541,175
Tyndall (DW-02)	\$29,670	\$10,970	\$0	\$40,640
Tyndall (DW-03)	\$32,621	\$19,211	\$5,489	\$57,321
Valley Springs (DW-01)	\$38,438	\$18,161	\$12,174	\$68,773

Sponsor	Principal	Interest	Admin Surcharge	Total
Vermillion (DW-02)	\$100,115	\$3,506	\$1,403	\$105,024
Vermillion (DW-03)	\$208,712	\$21,565	\$5,391	\$235,669
Vermillion (DW-04)	\$63,817	\$13,715	\$3,919	\$81,451
Viborg (DW-01)	\$18,461	\$2,243	\$673	\$21,377
Viborg (DW-02)	\$11,041	\$5,620	\$1,124	\$17,785
Viborg (DW-03)	\$50,704	\$0	\$0	\$50,704
Wagner (DW-01)	\$25,000	\$0	\$0	\$25,000
Wagner (DW-02)	\$5,833	\$0	\$0	\$5,833
Wakonda (DW-01)	\$9,408	\$8,772	\$1,754	\$19,934
Waubay (DW-01)	\$24,125	\$9,188	\$2,297	\$35,611
Webster (DW-03)	\$46,647	\$24,514	\$4,457	\$75,618
Wessington Springs (DW-01)	\$3,885	\$2,348	\$671	\$6,904
White Lake (DW-01)	\$7,706	\$3,908	\$1,117	\$12,731
Winner (DW-01)	\$12,100	\$3,894	\$1,113	\$17,106
Wolsey (DW-01)	\$13,520	\$1,582	\$475	\$15,576
Wolsey (DW-02)	\$8,731	\$1,810	\$543	\$11,084
Wolsey (DW-03)	\$7,623	\$18,161	\$3,510	\$29,293
Woodland Hills Sanitary District (DW-01)	\$13,830	\$5,157	\$1,031	\$20,019
Woodland Hills Sanitary District (DW-02)	\$4,205	\$1,841	\$368	\$6,414
Woonsocket (DW-01)	\$8,751	\$5,527	\$1,105	\$15,383
Worthing (DW-01)	\$18,844	\$1,034	\$414	\$20,291
Worthing (DW-02)	\$4,452	\$1,463	\$293	\$6,208
Yankton (DW-01)	\$240,124	\$18,161	\$6,696	\$264,981
Yankton (DW-02)	\$49,795	\$8,777	\$2,633	\$61,205
Yankton (DW-03)	\$127,603	\$31,264	\$6,253	\$165,120
Yankton (DW-04)	\$92,816	\$23,619	\$4,724	\$121,159
Yankton (DW-05)	\$297,412	\$254,291	\$50,858	\$602,561
Yankton (DW-06)	\$986,848	\$581,171	\$166,049	\$1,734,067
TOTAL	\$10,747,084	\$4,278,162	\$1,095,520	\$16,120,766

EXHIBITS IX -- XI

DRINKING WATER SRF

FINANCIAL STATEMENTS

(UNAUDITED)

EXHIBIT IX
DENR Drinking Water State Revolving Fund
Statement of Net Assets
For the Federal Fiscal Year Ended
June 30, 2021

Assets	
Current Assets:	
Cash and Cash Equivalents	\$ 20,319,167.03
Investments	4,924,073.50
Due from Federal Government	635,598.56
Due from Other Governments	193,125.66
Accrued Interest Receivable	1,885,499.47
Loans Receivable	9,890,821.48
Total Current Assets	<u>37,848,285.70</u>
Noncurrent Assets:	
Investments	58,879,405.46
Net Pension Assets	140,593.00
Loans Receivable	213,731,303.93
Total Noncurrent Assets	<u>273,751,302.39</u>
Total Assets	<u>311,599,588.09</u>
Deferred Outflows of Resources	
Related to Pensions	190,466.00
Deferred Charge on Refunding	1,063,856.96
Total Deferred Outflows of Resources	<u>1,254,322.96</u>
Liabilities	
Current Liabilities:	
Accounts Payable	235,090.35
Accrued Liabilities	31,791.25
Compensated Absences Payable	30,713.52
Accrued Interest Payable	1,467,314.45
Bonds Payable - net of unamortized premium and discount	8,766,044.65
Total Current Liabilities	<u>10,530,954.22</u>
Noncurrent Liabilities:	
Compensated Absences Payable	26,727.13
Arbitrage Payable	1,743,595.29
Bonds Payable - net of unamortized premium and discount	74,965,012.64
Total Noncurrent Liabilities	<u>76,735,335.06</u>
Total Liabilities	<u>87,266,289.28</u>
Deferred Inflows of Resources	
Related to Pensions	307,981.00
Total Deferred Inflows of Resources	<u>307,981.00</u>
Net Position	
Restricted For Pension Obligations	23078.00
Unrestricted	225,256,562.77
Total Net Position	<u>\$ 225,279,640.77</u>

The notes to the financial statements are an integral part of this statement.

EXHIBIT X
DENR Drinking Water State Revolving Fund
Statement of Revenues, Expenses, and Changes in Fund Net Assets
For the Fiscal Year Ended June 30, 2021

Operating Revenues:		
Loan Interest Income		\$ 4,189,370.13
Other Income		1,075,494.70
Total Operating Revenues		<u>5,264,864.83</u>
 Operating Expenses:		
Administrative Expenses		
Personal Services	414,444.31	
Employee Benefits	156,817.93	
Travel	9,071.67	
Contractual	942,368.80	
Supplies	1,836.43	
Grants	723,222.39	
Other	1,395.32	
Total Administrative Expenses		2,249,156.85
Loan Principal Forgiveness Expense		5,294,603.00
Interest Expense		3,200,475.12
Total Operating Expenses		<u>10,744,234.97</u>
Operating Income (Loss)		(5,479,370.14)
 Nonoperating Revenue (Expenses):		
Federal Capitalization Grants		10,972,484.92
Other Income		192,827.78
Investment Income		2,802,840.22
Arbitrage Expense		(280,545.24)
Payments to State		(51,507.15)
Total Nonoperating Revenues (Expenses)		<u>13,636,100.53</u>
Change in Net Position		8,156,730.39
Net Position at Beginning of Year		<u>217,122,910.38</u>
Net Position at End of Year		<u><u>\$ 225,279,640.77</u></u>

The notes to the financial statements are an integral part of this statement.

EXHIBIT XI
DENR Drinking Water State Revolving Fund
Statement of Cash Flows
For the Fiscal year Ended June 30, 2021

Cash Flows from Operating Activities:		
Receipts for Loan Repayments	\$ 10,711,876.08	
Receipts for Interest Income on Loans	4,236,724.35	
Receipts for Surcharge Interest on Loans	1,058,936.84	
Payments to Loan Recipients	(40,728,583.00)	
Payments for Employee Services	(510,984.91)	
Payments for Contractual Services	(923,819.28)	
Payment for Grants	(714,782.84)	
Payments for Principal Forgiveness	(5,294,603.00)	
Other Payments	(3,181.99)	
Net Cash Provided (Used) by Operating Activities		(32,168,417.75)
Cash Flows from Noncapital Financing Activities:		
Payments to State	(51,507.15)	
Principal Payments on Bonds	(7,740,000.00)	
Interest Payments on Bonds	(3,652,749.07)	
Receipts for Administering Program	10,855,840.00	
Other Income	102,348.19	
Net Cash Provided (Used) by Noncapital Financing Activities		(486,068.03)
Cash Flows from Investing Activities:		
Arbitrage Payment	-	
Interest on Investments	2,770,331.06	
Proceeds from Sale of Investment Securities	29,144,521.41	
Purchase of Investment Securities	(17,227,099.38)	
Net Cash Provided (Used) by Investing Activities		14,687,753.09
Net Increase (Decrease) in Cash and Cash Equivalents		(17,966,732.69)
Cash and Cash Equivalents at Beginning of Year		38,285,899.72
Cash and Cash Equivalents at End of Year		<u>\$ 20,319,167.03</u>
Reconciliation of Operating Income to Net Cash Provided (Used) by Operating Activities		
Operating Income (Loss)		\$ (5,479,370.14)
Adjustments to Reconcile Net Income to Net Cash Provided (Used) by Operating Activities:		
Interest Expense	3,200,475.12	
Assets: (Increase)/Decrease		
Loans Receivable	(30,016,706.92)	
Accrued Interest Receivable on Loans	47,354.22	
Due from Other Governments	(16,557.86)	
Net Pension Assets	(139,812.00)	
Decrease/(Increase) in Deferred Outflows of Resources:		
Deferred Outflows of Resources - Related to Pensions	(62,693.00)	
Liabilities: Increase/(Decrease)		
Accounts Payable	27,333.49	
Accrued Employee Benefits	42,125.27	
Accrued Liabilities	25,506.07	
Net Pension Liability	-	
Increase/(Decrease) in Deferred Inflows of Resources:		
Deferred Inflows of Resources - Related to Pensions	205,928.00	
Total Adjustments		(26,689,047.61)
Net Cash Provided by Operations		<u>\$ (32,168,417.75)</u>

The notes to the financial statements are an integral part of this statement

**SOUTH DAKOTA BOARD OF WATER
AND NATURAL RESOURCES
DRINKING WATER STATE REVOLVING FUND
NOTES TO THE FINANCIAL STATEMENTS
June 30, 2022**

1. SUMMARY OF SIGNIFICANT ACCOUNTING POLICIES

A. Authorizing Legislation

The Drinking Water State Revolving Fund (DWSRF) Loan Program was federally authorized by the Safe Drinking Water Act Amendments of 1996. The state authorized the loan program in 1994 in anticipation of federal action. The Environmental Protection Agency (EPA) developed final guidance for the Drinking Water State Revolving Fund on February 28, 1997. The Board of Water and Natural Resources, acting in its capacity as the South Dakota Conservancy District, conducted a public hearing on April 15, 1997 to adopt formal administrative rules for the program. The South Dakota Conservancy District (SDCD) was created by the Legislature under Chapter 46A-2 of the South Dakota Codified Law as a body politic and corporate for the purpose of constructing water resource facilities for the conservation, storage, distribution and utilization of water for municipal purposes within the State of South Dakota. The SDCD bonds do not constitute a debt of the State of South Dakota or a pledge of the faith and credit of the State. Because the State of South Dakota is able to impose its will over the SDCD and the governing body is substantively the same as the governing body of the primary government, it is considered a blended component unit and, as such, the accompanying financial statements are included in the Annual Comprehensive Financial Report of the State of South Dakota. The Department of Agriculture and Natural Resources performs all of the functions of the South Dakota Conservancy District, except for quasi-legislative, quasi-judicial, advisory, and special budgetary functions, which are performed by the Board of Water and Natural Resources acting in its capacity as the Conservancy District. The DWSRF is a low interest loan program to finance drinking water projects. Funds are provided to the states in the form of capitalization grants awarded annually through the United States Environmental Protection Agency. The federal capitalization grants are matched by state funds at a ratio of 5:1.

B. Fund Accounting

The DWSRF is accounted for as an enterprise fund. An enterprise fund is a proprietary fund type used to report an activity for which a fee is charged to external users for goods or services.

C. Basis of Accounting

The DWSRF follows the accrual basis of accounting. This method of accounting recognizes the financial effect of transactions, events and interfund activities when they occur, regardless of the timing of related cash flows.

D. Cash and Cash Equivalents

For purposes of the accompanying statement of net position and statement of cash flows all highly liquid investments with original maturities of 90 days or less are considered to be cash equivalents.

E. Investments

Investments are reported at fair value except for Guaranteed Investment Contracts, which are non-participating and, therefore, are recorded at carrying value. Unrealized gains and losses due to fluctuations in market value are included in investment income.

F. Premium and Deferred Amount on Refunding

Premiums and the deferred amount on refunding on bonds are amortized using the straight line method over the life of the bonds to which they relate.

G. Revenue and Expense Recognition

Enterprise funds distinguish operating revenues and expenses from nonoperating items. Operating revenues and expenses generally result from providing services and producing and delivering items in connection with an enterprise fund's principal ongoing operations. The DWSRF records all revenues derived from interest on loans as operating revenues since these revenues are generated from the DWSRF's daily operations needed to carry out its purpose. Operating expenses include grants and subsidies, and contractual service expenses related to the administration of the DWSRF program.

H. Federal Capitalization Grant

Federal capitalization grants reported as nonoperating income in the statement of revenues, expenses, and changes in fund net position is a federally funded loan program. Information about the program is as follows:

CFDA Number:	66.468
Federal Agency:	Environmental Protection Agency
Program:	Drinking Water State Revolving Fund
State Agency:	Agriculture & Natural Resources
Outstanding Loans:	\$223,622,125
Current Year	
Administrative Expense:	\$928,735
Loan Disbursement:	\$30,339,777

I. Net Position

Net Position is classified in the following two components:

- Restricted - Consists of net position with constraints placed on their use by (1) Master Trust Indenture and (2) law through enabling legislation.
- Unrestricted - Consists of net position that does not meet the definition of net investment in capital assets or restricted.

J. Pension

For purposes of measuring the net pension liability (asset), deferred outflows of resources and deferred inflows of resources related to pensions, and pension expense, information about the fiduciary net position of the South Dakota Retirement System (SDRS) and additions to/deletions from SDRS's fiduciary net position have been determined on the same basis as they are reported by SDRS. Drinking Water SRF

contributions and net pension liability (asset) are recognized on an accrual basis of accounting.

K. Deferred Outflows of Resources and Deferred Inflows of Resources

In addition to assets, the Statement of Net Position reports a separate section for deferred outflows of resources. Deferred outflows of resources represent consumption of net position that applies to future period or periods. These items will not be recognized as an outflow of resources until the applicable future period.

In addition to liability, the Statement of Net Position reports a separate section for deferred inflows of resources. Deferred inflows or resources represent acquisitions of net position that applies to a future period or periods. These items will not be recognized as an inflow or resources until the applicable future period.

2. CASH AND INVESTMENTS

Cash

Cash and Cash Equivalents at the end of FY22 consisted of Federated Government Obligations Funds. The South Dakota Conservancy District has adopted an Investment Policy to supplement the provisions of the Master Trust Indenture, various Series Resolutions and supplemental indentures and certain tax regulatory agreements related to the investment of funds.

Federated Government Obligations Fund was rated "AAAm by Standard and Poor's Rating Group and as of 6/30/22 had a total annualized return of 0.02%.

Investments

Investments must be categorized within the fair value hierarchy established by generally accepted accounting principles. The hierarchy is based on the valuation inputs used to measure the fair value of the assets. Level 1 inputs are quoted prices in active markets for identical assets; Level 2 inputs are significant other observable inputs; Level 3 inputs are significant unobservable inputs.

US Bank which serves as trustee to the DWSRF uses a pricing service, FT Interactive to value investments. FT Interactive uses market approach pricing which utilizes models and pricing systems as well as mathematical tools and pricing analyst judgement. All DWSRF investments are priced by this service, which is not quoted prices in the active market, but rather significant other observable inputs; therefore, the investments are categorized as Level 2.

Interest Rate Risk: Interest rate risk is the risk that changes in interest rates will adversely affect the fair value of an investment. The maturities of the investments as of June 30, 2022 are listed below.

Level 2		
Investment	Maturities	Fair Value
US Treasury Bonds	08/15/2022	\$ 900,198.00
US Treasury Bonds	09/30/2022	\$ 995,840.00
US Treasury Bonds	02/28/2023	\$ 245,752.50
US Treasury Bonds	01/31/2024	\$ 889,767.00
		\$ 3,031,557.50

Investment	Maturities	Fair Value
Federal Agency Bond	09/06/2022	\$ 499,655.00
Federal Agency Bond	05/22/2023	\$ 390,892.00
Federal Agency Bond	07/10/2023	\$ 973,490.00
Federal Agency Bond	08/12/2022	\$ 1,647,343.50
Federal Agency Bond	04/27/2023	\$ 244,392.50
		\$3,755,773.00

Credit Risk: Credit risk is the risk that an issuer or other counterparty to an investment will not fulfill its obligations to the DWSRF.

Excluding investments explicitly guaranteed by the U.S. Government which are not considered to have credit risk, the DWSRF held Federal Agency Bonds with a fair value of \$3,755,773, which were rated AAA by Moody's Investor Services.

Custodial Credit Risk: Custodial credit risk is the risk that in the event of a bank failure, the Drinking Water State Revolving Fund's investments may not be returned. At June 30, 2022, \$58,016,149 of guaranteed investment contracts was uninsured and unregistered, with the securities held by its trust department, but not in the DWSRF's name and, as a result, were exposed to custodial credit risk. Also, investments made in US Treasury Bonds with a market value of \$3,031,558 and in Federal Agency Bonds with a market value of \$3,755,773 were exposed to custodial credit risk.

Guaranteed Investment Contracts (GICS):

The DWSRF holds the following GICS where the rate of return is guaranteed.

	Maturities	Contract Value
Guaranteed Investment Contract	8/01/2025	\$ 45,551,967
Guaranteed Investment Contract	8/01/2026	12,464,182
		\$ 58,016,149

The South Dakota State Revolving Fund Master Trust Indenture requires any investment agreement to be with a guarantor whose long-term rating category is no lower than the two highest long-term rating categories. The investment is rated by Moody's Investors Service. The ratings for Guaranteed Investment Contracts are as follows:

<u>Moody's Rating</u>	<u>Contract Value</u>
Baa1*	<u>\$ 58,016,149</u>

*This guarantor's rating is below the acceptable rating category (i.e., below Moody's Aa3). This investment has been fully collateralized with government securities in accordance with the provisions of Guaranteed Investment Contracts. These fully collateralized investments have a fair value that equates to contract value.

3. LOANS RECEIVABLE

Loans receivable consist of loans made to local governments and nonprofit corporations through a loan agreement. In order for a borrower to receive a loan, evidence must be shown that the principal and interest of the loan will be repaid. Loans made from the DWSRF may be made at or below market interest rates and may be fully amortized up to thirty years. Disadvantaged Communities may be eligible for lower rates or even zero percent, and may be fully amortized up to thirty years. Interest rates are reduced for those loans with shorter amortization periods.

4. LONG-TERM DEBT

The Revenue bond issues outstanding as of June 30, 2022 are as follows:

Issue	Interest Rate	Maturity Through FY	Principal Balance
<hr/>			
Series 2010AB			
Build America Bonds (BABs)			
Leveraged	4.084% - 5.646%	2031	\$ 10,495,000
Tax Exempt Bonds			
State Match	2.000% - 5.125%	2030	439,493
Leveraged	2.000% - 5.125%	2030	1,171,522
Series 2012A			
Taxable Bonds			

State Match	1.648% - 3.183%	2027	1,675,000
Leveraged	1.648% - 3.183%	2027	7,165,000
Series 2014B			
Tax Exempt Bonds			
Leveraged	5.000%	2035	4,470,000
Series 2017A			
Taxable Bonds			
State Match	1.410% - 2.149%	2023	1,995,000
Series 2017B			
Tax Exempt Bonds			
State Match	5.000%	2030	1,035,000
Leveraged	5.000%	2038	10,760,000
Series 2018			
Tax Exempt Bonds			
Leveraged	5.000%	2039	35,745,000
Total			74,951,015
Add: Unamortized Premium			8,780,041
Total Net of Amortization			<u>\$ 83,731,056</u>

Future bond payments and future interest payments remaining as of June 30, 2022 are as follows:

Year Ended June 30	Principal	Interest	Total Principal and Interest
2023	8,140,000	3,378,968	11,518,968
2024	6,315,000	3,108,985	9,423,985
2025	6,425,000	2,848,259	9,273,259
2026	4,555,000	2,604,812	7,159,812
2027	4,817,139	2,376,043	7,193,182
2028-2032	21,303,876	8,355,158	29,659,034
2033-2037	16,795,000	3,762,625	20,557,625
2038-2040	6,600,000	316,000	6,916,000
TOTAL	<u>\$ 74,951,015</u>	<u>\$ 26,750,850</u>	<u>\$101,701,865</u>

Changes in long-term liabilities

	Beginning Balance	Additions	Reductions	Ending Balance	Due Within One Year
Revenue Bonds	\$ 82,691,015	\$ 0	\$ (7,740,000)	\$ 74,951,015	\$ 8,140,000
Add: Bond Premium	9,406,085	\$ 0	(626,045)	8,780,040	626,045
Total	92,097,100	0	(8,366,045)	83,731,055	8,766,045
Compensated Absences	\$15,315	\$42,125		\$57,440	\$30,714
Long-Term Liabilities	\$ 92,112,415	\$42,125	\$ (8,366,045)	\$ 83,788,495	\$8,796,759

5. REFUNDED BONDS

The SDCD entered into refunding whereby refunding bonds have been issued to facilitate defeasance of the District's obligation with respect to certain bond issues. The proceeds of the refunding issues have been placed in irrevocable escrow accounts and invested in U.S. Treasury obligations that, together with interest earned thereon, will provide amounts sufficient for future payments of interest and principal on the issues being refunded. Refunded bonds and the related assets held in the trust are not included in the accompanying financial statements since the District has satisfied its obligations with respect thereto through consummation of the refunding transactions.

The 2017A refunding portion had an average interest rate of 1.73 percent which was used to refund \$790,000 of outstanding Taxable 2012B bonds with an average interest rate of 4.34 percent. The net proceeds of the refunding portion of \$5,543,839 were deposited in an irrevocable trust with an escrow agent to provide for all the future debt service payments on the refunded portions. As a result, the refunded portion bonds are considered to be defeased and the liability for those bonds has been removed from the Statement of Net Position.

The advanced refunding resulted in a difference between the reacquisition price and the net carrying amount of the old debt of \$499,854. This difference is being charged to operations through 2028 using the effective-interest method. The District completed the advanced refunding for a net economic gain of \$627,936. The difference between the cash flows of the refunded bonds and the refunding bonds is a \$765,664 reduction in debt service payments.

Fully defeased bonds not yet paid to bondholders as of June 30, 2022, are as follows:

Bond Issues	Year of Defeasance	Original Amount Defeased
Series 2012B (01)	2018	\$ 790,000

Series 2012B (01) that were escrowed will be called on August 1, 2022.

6. COMMITMENTS

As of June 30, 2022, the DWSRF had loan commitments with borrowers worth \$64,804,695.

7. PENSION PLAN

The Department of Agriculture and Natural Resources, (DANR), participates in the South Dakota Retirement System (SDRS), a cost-sharing, multiple-employer defined benefit pension plan established to provide retirement, disability, and survivor benefits for employees of the State and its political subdivisions. Authority for establishing, administering, and amending plan provisions is found in SDCL 3-12. The SDRS issues a publicly available financial report that includes financial statements, footnote disclosures, and required supplementary information. That report may be obtained by contacting the SDRS in writing at South Dakota Retirement System, P.O. Box 1098, Pierre, SD 57501-1098 or by calling (605) 773-3731. Additionally, the State of South Dakota's Annual Comprehensive Financial Report (ACFR) will report the State's proportionate share of the plan. The ACFR can be obtained by writing to the Department of Legislative Audit, 427 South Chapelle, c/o 500 East Capitol, Pierre, South Dakota 57501 or by calling (605)773-3595.

State law requires employees to contribute 6 percent of their salary to the plan and the employer to contribute an amount equal to the employee's contribution. The right to receive retirement benefits vests after three years of credited service. DANR contributions to the SDRS for the fiscal years ended June 30, 2022, 2021, and 2020, were \$23,220, \$24,993, and \$27,801, respectively, equal to the required contributions each year.

The net pension liability was measured as of June 30, 2022, and the estimated SDRS is 100% funded. At June 30, 2022, the DWSRF reported an asset of \$140,593 for its proportionate share of the net pension asset. At June 30, 2022, deferred outflows of resources and deferred inflows of resources related to pensions were reported from the following sources:

	Deferred Outflows of Resources	Deferred Inflows of Resources
Difference between expected and actual experience	\$5,048	\$ 369
Changes in assumption	161,681	70,407
Net difference between projected and actual earnings on pension plan investments	0	200,841
Changes in Proportionate Share	517	36,364
Contributions after the measurement date	23,220	-
Total	<u>\$ 190,466</u>	<u>\$ 307,981</u>

8. ANNUAL AND SICK LEAVE ACCRUAL

All employees earn annual leave. Upon termination, employees are eligible to receive compensation for their accrued annual leave balances. At June 30, 2022, a liability existed for accumulated annual leave calculated at the employee's June 30, 2022, pay rate in the amount of \$26,763. Employees who have been continuously employed by the State of South Dakota for at least seven years prior to the date of their retirement, voluntary resignation or death will receive payment for one-fourth of their accumulated sick leave balance. This payment is not to exceed the sum of twelve weeks of employee's annual compensation. At June 30, 2022, a liability existed for accumulated sick leave, calculated at each employee's June 30, 2022, pay rate in the amount of \$30,677. The total leave liability of \$57,440 at June 30, 2022, is shown as a liability on the balance sheet.

9. RISK MANAGEMENT

The Board of Water and Natural Resources and the Department of Agriculture and Natural Resources are exposed to various risks of loss related to torts; theft of, damage to, and destruction of assets; errors and omissions; injuries to employees; and natural disasters. The Department participates in the various programs administered by the State of South Dakota. These risk management programs are funded through assessments charged to participating entities. The risk management programs include; 1) coverage for risks associated with automobile liability and general tort liability (including public officials' errors and omissions liability, medical malpractice liability, law enforcement liability, and products liability) through the State's Public Entity Pool for Liability Fund, 2) coverage of employee medical claims through the State's health insurance program, 3) coverage for unemployment benefits through the State's Unemployment Insurance Fund, and, 4) coverage for workers' compensation benefits through the State's Workers' Compensation Fund, 5) coverage for property loss through the South Dakota Property and Casualty Insurance Company, LLC. Financial information relative to the self-insurance funds administered by the State is presented in the State of South Dakota Annual Comprehensive Financial Report.

10. Subsequent Events

During the week of October 12, 2022, the South Dakota Conservancy District intends to issue State Revolving Fund Program Bonds, Series 2022AB totaling approximately \$165,800,000. The Series 2022A Bonds are proposed taxable bonds being issued to provide funds sufficient, together with other available moneys, (a) to provide funds in the approximate amount of \$7,650,000 to be deposited to the Clean Water State Match Loan Account established with respect to the Series 2022A Bonds which, together with amounts derived from EPA and deposited into the Federally Capitalized Loan Account, are to be loaned to Borrowers, (b) to provide funds in the approximate amount of \$12,850,000 to be deposited to the Drinking Water State Match Loan Account established with respect to the Series 2022A Bonds which, together with amounts derived from EPA and deposited into the Federally Capitalized Loan Account, are to be loaned to Borrowers, (c) to provide funds in the approximate amount of \$38,000,000 to be deposited to the Drinking Water Leveraged Loan Account established with respect to the Series 2022A Bonds which funds are to be loaned to Private Activity Borrowers, and (d) to provide funds to pay associated costs of issuance.

The Series 2022B Bonds are proposed tax exempt bonds being issued to provide funds sufficient, together with other available moneys, (a) to provide funds in the approximate

amount of \$72,400,000 to be deposited to the Clean Water Leveraged Loan Account established with respect to the Series 2022B Bonds which funds are to be loaned to Borrowers, (b) to provide funds in the approximate amount of \$34,900,000 to be deposited to the Drinking Water Leveraged Loan Account established with respect to the Series 2022B Bonds which funds are to be loaned to Borrowers, and (c) to pay associated costs of issuance.

ADDENDUM A

FEDERAL FISCAL YEAR 2023

INTENDED USE PLAN

**SOUTH DAKOTA
DRINKING WATER STATE REVOLVING FUND
FEDERAL FISCAL YEAR 2023 INTENDED USE PLAN**

INTRODUCTION

The Safe Drinking Water Act Amendments of 1996 and South Dakota Codified Law 46A-1-60.1 to 46A-1-60.3, inclusive, authorize the South Dakota Drinking Water State Revolving Fund (SRF) program. Program rules are established in Administrative Rules of South Dakota chapter 74:05:11.

The state of South Dakota proposes to adopt the following Intended Use Plan (IUP) for the federal fiscal year (FFY) 2021 as required under Section 1452(b) of the Safe Drinking Water Act and ARSD 74:05:11:03. The IUP describes how the state intends to use the Drinking Water SRF to meet the objectives of the Safe Drinking Water Act and further the goal of protecting public health. A public hearing was held on November 4, 2021, to review the FFY 2023 Intended Use Plan and receive comments. The IUP reflects the results of this review.

The IUP includes the following:

- Priority list of projects;
- Short- and long-term goals;
- Criteria and method of fund distribution;
- Funds transferred between the Drinking Water SRF and the Clean Water SRF;
- Financial status;
- Description and amount of non-Drinking Water SRF (set-aside) activities;

- Disadvantaged community subsidies; and
- Bipartisan Infrastructure Law (BIL) Addendum for specific BIL fund uses and activities.

PRIORITY LIST OF PROJECTS

A project must be on the project priority list, Attachment I, to be eligible for a loan. This list was developed from the State Water Plan and includes projects that did not designate Drinking Water SRF loans as a funding source.

Projects may be added to the project priority list at any meeting of the Board of Water and Natural Resources if the action is included on the agenda at the time it is posted.

Priority ratings are based on the project priority system established in ARSD 74:05:11:06. The general objective of the priority system is to assure projects that address compliance or health concerns, meet certain affordability criteria, or regionalize facilities receive priority for funding.

GOALS, OBJECTIVES, AND ENVIRONMENTAL RESULTS

The long-term goals of the Drinking Water SRF are to fully capitalize the fund, ensure that the state's drinking water supplies remain safe and affordable, ensure that systems are operated and maintained, and promote economic well-being.

The specific long-term objectives of the program are:

1. To maintain a permanent, self-sustaining SRF program that will serve in perpetuity as a financing source for drinking water projects and source water quality protection measures. This will necessitate that the amount of capitalization grant funds for non-Drinking Water SRF activities are reviewed annually to assure adequate cash flow to maintain the fund.
2. To fulfill the requirements of pertinent federal, state, and local laws and regulations governing safe drinking water activities, while providing the state and local project sponsors with maximum flexibility and decision making authority regarding such activities.

The short-term goal of the SRF is to fully capitalize the fund.

The specific short-term objectives of the program are:

1. To assist systems in replacing aging infrastructure.
2. To assist systems in maintaining and upgrading its water treatment capabilities to ensure compliance with the Safe Drinking Water Act.
3. To promote regionalization and consolidations of water systems, where mutually beneficial, as a practical means of addressing financial, managerial, and technical capacity.
4. To ensure the technical integrity of Drinking Water SRF projects through the review of planning, design plans and specifications, and construction activities.

5. To ensure the financial integrity of the Drinking Water SRF program through the review of the financial impacts of the set-asides and disadvantaged subsidies and individual loan applications and the ability for repayment.
6. To obtain maximum capitalization of the funds for the state in the shortest time possible while taking advantage of the provisions for disadvantaged communities and supporting the non-Drinking Water SRF activities.

Environmental Results

States are required to establish program activity measures (outcomes) in its Intended Use Plan to receive the federal capitalization grant. Progress related to the measures is to be reported in the following annual report.

For FFY 2023, the specific measures are:

1. In FFY 2022, the fund utilization rate, as measured by the percentage of executed loans to funds available, was 92.7 percent, which exceeded the target goal of 90 percent. For FFY 2023, the goal of the Drinking Water SRF program is to maintain the fund utilization rate at or above 90 percent.
2. In FFY 2022, the rate at which projects progressed as measured by disbursements as a percent of assistance provided was 90.1 percent, which met the goal of 80 percent. For FFY 2023, the goal is to maintain the construction pace at 80 percent or higher.
3. For FFY 2023, the goal of the Drinking Water SRF program is to fund 23 loans, totaling nearly \$267.9 million.

4. For FFY 2023, it is estimated that 24 projects will initiate operations.
5. For FFY 2023, it is estimated that 10 Small Community Planning Grants will be awarded to small systems to evaluate the system’s infrastructure needs.
6. For FFY 2023, it is estimated that the South Dakota Association of Rural Water Systems will provide 1,400 hours of technical assistance to small systems.

To ensure measures are accurate and up-to-date, project data will be entered into the EPA SRF Data System on a quarterly basis.

CRITERIA AND METHOD OF FUND DISTRIBUTION

Projects will be funded based on their assigned priority as set forth on the Project Priority list. Projects with the highest ranking that have submitted a complete State Revolving Fund loan application and demonstrated adequate financial, managerial, and technical capacity to receive the loan shall be funded before any lower ranked projects. Projects on the priority list may be bypassed if they have not demonstrated readiness to proceed by submitting a loan application. “Readiness to Proceed” is defined by EPA as the applicant being prepared to begin construction and is immediately ready, or poised to be ready, to enter into assistance agreements. The next highest priority project that has submitted an application will be funded. The state shall exert reasonable effort to assure that the higher priority projects on the priority list are funded.

Interest rates are reviewed periodically in comparison to established bond rating indexes to assure rates are at or below market rates as required. The SRF rates are then set to be competitive with other funding agencies.

The current interest rates for FFY 2023 are summarized in Table 1. Information regarding

disadvantaged eligibility and subsidy level criteria can be found in the disadvantaged community subsidies section. The interest rates were adjusted in November 2022.

	Up to 5 Yrs	Up to 10 Yrs	Up to 20 Yrs	Up to 30 Yrs*
<u>Interim Rate</u>				
Interest Rate	0.00%			
Admin. Surcharge	2.50%			
Total	2.50%			
<u>Base Rate</u>				
Interest Rate	2.50%	2.75%	3.00%	
Admin. Surcharge	0.25%	0.25%	0.25%	
Total	2.75%	3.00%	3.25%	
<u>Disadvantaged Rate – 80% to 100% of MHI</u>				
Interest Rate				2.75%
Admin. Surcharge				0.25%
Total				3.00%
<u>Disadvantaged Rate – 60% to 80% of MHI</u>				
Interest Rate	1.75%		2.50%	
Admin. Surcharge	0.25%		0.25%	
Total	2.00%		2.75%	
<u>Disadvantaged Rate – Less than 60% of MHI</u>				
Interest Rate				0.00%
Admin. Surcharge				0.00%
Total				0.00%

* Term cannot exceed useful life of the project

ADMINISTRATIVE SURCHARGE FEES

The interest rate includes an administrative surcharge as identified in Table 1. The primary purpose of the surcharge is to provide a pool of funds to be used for administrative purposes after the state ceases to receive capitalization grants. The administrative surcharge is also available for other purposes, as determined eligible by EPA and at the discretion of the

Board of Water and Natural Resources and the department.

As of September 30, 2022, nearly \$6.5 million of administrative surcharge funds are available.

Beginning in FFY 2005, administrative surcharge funds were provided to the planning districts to defray expenses resulting from SRF application preparation and project administration. Reimbursement is \$10,500 per approved loan with payments made in \$3,500 increments as certain milestones are met.

The American Recovery and Reinvestment Act (ARRA) of 2009 and subsequent capitalization grants have mandated implementation of Davis-Bacon prevailing wage rules. Under joint powers agreements between the planning districts and the department, the planning districts are to be reimbursed \$1,600 per project to oversee compliance with the Davis-Bacon wage rate verification and certification.

Administrative surcharge funds will again be provided to the planning districts to defray the cost of SRF application preparation and project administration, which includes Davis-Bacon wage rate verification and certification. The FFY 2023 allocation for these activities will be \$500,000.

In FFY 2023, \$75,000 of administrative surcharge funds will be allocated for operator certification training.

In FFY 2019, \$200,000 of administrative surcharge funds were allocated to provide grants to assist very small systems in violation of the Safe Drinking Water Act. These funds are limited to community systems with 50 or less connections and not-for-profit, non-transient non-community water systems. Funds will be provided for infrastructure projects as 100 percent grants up to a

maximum of \$50,000 and for total project costs less than \$100,000. No additional funds will be allocated for these activities in federal fiscal year 2023.

In federal fiscal year 2023, \$2,000,000 of administrative surcharge funds will be allocated. These funds will be used to supplement the Consolidated program with grants for the construction of drinking water facilities.

SMALL SYSTEM FUNDING

A requirement of the program is that a minimum of 15 percent of all dollars credited to the fund be used to provide loan assistance to small systems that serve fewer than 10,000 persons. Since the inception of the program, loans totaling nearly \$501.9 million have been made to systems meeting this population threshold, or 41.7 percent of the \$1.2 billion of total funds available for loan. Attachment II – List of Projects to be funded in FFY 2023 identifies nearly \$267.9 million in projects, of which nearly \$98 million is for systems serving less than 10,000; therefore, the state expects to continue to exceed the 15 percent threshold.

Water systems must demonstrate the technical, managerial, and financial capability to operate a water utility before it can receive a loan.

The distribution methods and criteria are designed to provide affordable assistance to the borrower with maximum flexibility while providing for the long-term viability of the fund.

AMOUNT OF FUNDS TRANSFERRED BETWEEN THE DRINKING WATER SRF AND THE CLEAN WATER SRF

The Safe Drinking Water Act Amendments of 1996 and subsequent Congressional action allows states to transfer an amount equal to 33 percent of its Drinking Water SRF capitalization grant to the Clean Water SRF or

an equivalent amount from the Clean Water SRF to the Drinking Water SRF. States can also transfer state match, investment earnings, or principal and interest repayments between SRF programs and may transfer a previous year's allocation at any time.

South Dakota transferred \$15,574,320 from the Clean Water SRF to the Drinking Water SRF program in past years. In FFY 2006 and 2011, \$7.5 million of leveraged bond proceeds and \$10 million of repayments, respectively were transferred from the Drinking Water SRF program to the Clean Water SRF program. With the expected FFY 2023 capitalization grant, the ability exists to transfer more than \$63.9 million from the Clean Water SRF program to the Drinking Water SRF program. More than \$61.9 million could be transferred from the Drinking Water SRF Program to the Clean Water SRF program. Table 2 (pages 10 and 11) itemizes the amount of funds transferred between the programs and the amount of funds available to be transferred.

No base program transfers are expected in FFY 2023.

FINANCIAL STATUS

Loan funds are derived from various sources and include federal capitalization grants, state match, leveraged bonds, borrowers' principal repayments, and interest earnings.

Capitalization Grants/State Match: Federal capitalization grants are provided to the state annually. These funds must be matched by the state at a ratio of 5 to 1. The anticipated FFY 2023 capitalization grant is expected to be \$7,008,000 which requires \$1,401,600 in state match. Bond proceeds will be used to match FFY 2023 capitalization grant funds.

For purposes of meeting FFY 2023 proportionality requirements, the South Dakota Drinking Water SRF program will

document the expenditure of repayments and bond proceeds in an amount equivalent to the entire required state match.

Leveraged Bonds: The South Dakota Conservancy District has the ability to issue additional bonds above that required for state match, known as leveraged bonds. As of September 30, 2022, \$123.7 million in leveraged bonds have been issued for the Drinking Water SRF program. It is anticipated that up to \$200 million of additional leveraged bonds will be required in FFY 2023.

Borrowers' Principal Repayments: The principal repaid by the loan borrowers is used to make semi-annual leveraged bond payments. Any excess principal is available for loans. It is estimated that \$5.0 million in principal repayments will become available for loans in FFY 2023.

Interest Earnings: The interest repaid by the loan borrowers, as well as interest earned on investments, is dedicated to make semi-annual state match bond payments. Any excess interest is available for loans. It is estimated that \$4.0 million in interest earnings will become available for loans in FFY 2023.

As of September 30, 2022, 476 loans totaling \$1,202,160,224 have been made.

At the beginning of FFY 2023, \$46,184,046 is available to loan. With the expected FFY 2023 capitalization grant, state match, leveraged bonds, excess interest earnings, and repayments, nearly \$285,294,396 million will be available to loan. This information is provided in Attachment III, Drinking Water SRF Funding Status.

Funds will be allocated to the set-aside activities in the amounts indicated below. All remaining funds will be used to fund projects on the project priority list. A more detailed description of the activities can be found in the

section pertaining to set-asides and the attachments.

Administration	\$0
Technical Assistance	\$0
PWSS Program Management	\$0
Local Assistance	\$0
Total for set-asides	\$0

With the adoption of the amended and restated Master Indenture in 2004, the Clean Water and Drinking Water SRF programs are cross-collateralized. This allows the board to pledge excess revenues on deposit in the Drinking Water SRF program to act as additional security for bonds secured by excess revenues on deposit in the Clean Water SRF program, and vice versa.

The Safe Drinking Water Act included three provisions that call for a withholding of Drinking Water SRF grant funds where states fail to implement three necessary programmatic requirements. These provisions were assuring the technical, financial and managerial capacity of new water systems, developing a strategy to address the capacity of existing systems, and developing an operator certification program that complies with EPA guidelines. The State of South Dakota continues to meet the requirements of these provisions and will not be subject to withholding of funds.

Additional Subsidy – Principal Forgiveness

The 2010 and 2011 Drinking Water SRF appropriations mandated that not less than 30 percent of the funds made available for Drinking Water SRF capitalization grants shall be used by the state to provide additional subsidy to eligible recipients. The 2012 through 2015 capitalization grants mandated additional subsidy be provided in an amount not less than 20 percent, but not more than 30 percent, of the capitalization grants. The 2016 through 2019 capitalization grant mandated

additional subsidy of exactly 20 percent of the total grant be provided to recipients. The FFY 2020 through 2022 capitalization grants included the ability to award principal forgiveness for any borrower of exactly 14 percent of the total grant award. Additional subsidy may be in the form of forgiveness of principal, negative interest loans, or grants (or any combination of these).

Additional subsidy will be provided in the form of principal forgiveness. Municipalities and sanitary districts must have a minimum rate of \$30 per month based on 5,000 gallons usage or to qualify for principal forgiveness. Other applicants must have a minimum rate of \$55 per month based on 7,000 gallons usage to qualify for principal forgiveness.

When determining the amount of principal forgiveness, the Board of Water and Natural Resources may consider the following decision-making factors, which are set forth in alphabetical order:

- (1) Annual utility operating budgets;
- (2) Available local cash and in-kind contributions;
- (3) Available program funds;
- (4) Compliance with permits and regulations;
- (5) Debt service capability;
- (6) Economic impact;
- (7) Other funding sources;
- (8) Readiness to proceed;
- (9) Regionalization or consolidation of facilities;
- (10) Technical feasibility;
- (11) Utility rates; and
- (12) Water quality benefits.

Table 3 on pages 12 and 13 summarizes the amounts of principal forgiveness provided to date.

It is anticipated the FFY 2023 capitalization grant will include the ability to award principal

forgiveness for any borrower equal to 14 percent of the total grant award.

Additional principal forgiveness can also be provided to disadvantaged communities. Further discussion can be found in the Disadvantaged Community Subsidy section beginning on page 9.

Attachment II – List of Projects to be Funded in FFY 2023 identifies \$1,283,738 in principal forgiveness for communities not eligible for the additional disadvantaged community principal forgiveness.

DESCRIPTION AND AMOUNT OF NON-PROJECT ACTIVITIES (SET-ASIDES)

The Safe Drinking Water Act authorizes states to provide funding for certain non-project activities provided that the amount of that funding does not exceed certain ceilings. Unused funds in the non-Drinking Water SRF will be banked for future use, where allowable, or transferred to the project loan account at the discretion of the state and with concurrence from the EPA Regional Administrator.

The following sections identify what portions of the capitalization grant will be used for non-Drinking Water SRF activities and describe how the funds will be used.

Administration. The Water Infrastructure Improvements for the Nation (WIIN) Act of 2017 provides three options to states to calculate the administrative set-aside available from each year's capitalization grant. States may use the greatest of 1) \$400,000 per year, 2) 1/5 of a percent of the current valuation of the Drinking Water SRF fund based on the most recent previous year's audited financial statements, or 3) an amount equal to four percent of the annual capitalization grant allotment. The Bipartisan Infrastructure Law (BIL) also provides these same options for determining the administrative set-aside.

Four percent of the estimated FFY 2023 base capitalization grant is \$280,320, four percent of the estimated FFY 2023 BIL Supplemental capitalization grant is up to \$832,000, and 1/5 of a percent of the current fund valuation of \$225,279,640 results in \$450,559 available for administrative fees. **As a result, no administrative set-aside will be allocated from the base capitalization grant, and BIL Supplemental grant funds will be utilized.**

Specific activities to be funded are: staff salary, benefits, travel, and overhead; retaining of bond counsel, bond underwriter, financial advisor, and trustee; and other costs to administer the program.

Unused administrative funds will be banked to assure a source of funds not dependent on state general funds.

Small system technical assistance. **Two percent of the estimated capitalization grant is \$140,160; whereas, two percent of the estimated BIL Supplemental capitalization grant is up to \$416,000. As a result, no small system technical assistance set-aside will be allocated from the base capitalization grant, and BIL Supplemental grant funds will be utilized.**

The objective of this set-aside is to bring non-complying systems into compliance and improve operations of water systems. States may use up to two percent of its allotment to assist in funding these activities.

Since fiscal year 1997, the board has contracted with the South Dakota Association of Rural Water Systems to help communities evaluate the technical, managerial, and financial capability of its water utilities. These contracts have been renewed periodically to allow the continuation of assistance activities. The South Dakota Rural Water Association provides such on-site assistance as leak

detection, consumer confidence reports, water audits, board oversight and review, treatment plant operations, operator certification, and rate analysis.

To promote proactive planning within small communities, the Small Community Planning Grant program was initiated in fiscal year 2001. Communities are reimbursed 80 percent of the cost of an engineering study, with the maximum grant amount for any study being \$8,000.

No funds from the base capitalization grant are proposed to be utilized to continue these activities, the BIL supplemental funding set-aside will be utilized for these activities in 2023. Unused funds from previous years' set-aside for small system technical assistance are banked for use in future years. As of September 30, 2022, \$209,927 remains from previous years' base program and BIL supplemental allocations to be used for the purposes described above.

State program management. No funds will be allocated from the base program State Program Management set-aside for the administration of the state's Public Water System Supervision (PWSS) program in FFY 2023. Set-aside funds from the BIL Supplemental grant funds will be utilized.

The state may use up to 10 percent of its allotment to (1) administer the state PWSS program; (2) administer or provide technical assistance through water protection programs, including the Class V portion of the Underground Injection Control program; (3) develop and implement a capacity development strategy; and (4) develop and implement an operator certification program. The WIIN Act of 2017 removed the requirements for an additional dollar-for-dollar match of capitalization funds for these activities.

The Performance Partnership Grant for South Dakota's PWSS program does not provide sufficient funds to complete all tasks and activities identified in the workplan. A total of \$300,000 from the BIL Supplemental grant will be set-aside for these activities in FFY 2023. Additional PWSS fees will be used to fully fund all activities identified in the workplan.

Local assistance and other state programs. No funds will be allocated from the base program Local Assistance set-aside. Set-aside funds from the BIL Supplemental capitalization grant (\$100,000) will be used for the capacity development activities described below.

The state can fund other activities to assist development and implementation of local drinking water protection activities. Up to 15 percent of the capitalization grant may be used for the activities specified below, but not more than 10 percent can be used for any one activity. The allowable activities for this set-aside are: (1) assistance to a public water system to acquire land or a conservation easement for source water protection; (2) assistance to a community water system to implement voluntary, incentive-based source water quality protection measures; (3) to provide funding to delineate and assess source water protection areas; (4) to support the establishment and implementation of a wellhead protection program; and (5) to provide funding to a community water system to implement a project under the capacity development strategy.

Since 2008, Midwest Assistance Program (MAP) has been assisting communities that received an SRF loan and recommendations were made in the capacity assessment to improve the technical, financial, or managerial capacity of the system. In addition, the MAP has assisted in the review of capacity assessments required as part of the Drinking Water SRF loan applications.

There remains \$55,321 from prior years' allocations. In FFY 2018, the board issued a request for proposals to select the most qualified assistance provider firm for contracting of these services. A three-year contract was signed with Midwest Assistance Program to continue their efforts with borrowers to improve the technical, financial, or managerial capacity of the system. In 2021 a three-year extension was executed to extend these services through December 2024.

DISADVANTAGED COMMUNITY SUBSIDIES

Communities that meet the disadvantaged eligibility criteria described below may receive additional subsidies. This includes communities that will meet the disadvantaged criteria as a result of the project.

Definition. To be eligible for loan subsidies a community must meet the following criteria:

- (2) for municipalities and sanitary districts:
 - (a) the median household income is below the state-wide median household income; and
 - (b) the monthly residential water bill is \$30 or more for 5,000 gallons usage; or
- (2) for other community water systems:

- (a) the median household income is below the state-wide median household income; and
- (b) the monthly water bill for rural households is \$55 or more for 7,000 gallons usage.

The source of median household income statistics will be the American Community Survey or other statistically valid income data supplied by the applicant and acceptable to the board.

Affordability criteria used to determine subsidy amount. Disadvantaged communities below 80 percent of the statewide median household income, but at or greater than 60 percent may receive up to a one percentage point reduction in interest rates. Disadvantaged communities with a median household income less than 60 percent of the statewide median household income may receive a zero percent loan. See Table 1 for the disadvantaged interest rates for FFY 2023.

Amount of capitalization grant to be made available for providing additional subsidies to disadvantaged communities. Disadvantaged communities are eligible for additional subsidy in the form of principal forgiveness. South Dakota utilized the option to provide additional subsidy in the form of principal forgiveness to disadvantaged communities in federal fiscal years 2016 through 2018, in an amount equal to 30 percent of the annual capitalization grant.

The American Water Infrastructure Act (AWIA) of 2018 added new requirements to provide additional subsidy to disadvantaged communities. The FFY 2019 through 2021 capitalization grants mandated states must provide a minimum of 6 percent and may provide up to 35 percent of the capitalization grant amount as additional subsidy to disadvantaged communities.

The 2021 BIL amendments increased the minimum to 12 percent and maximum of 35 percent of the capitalization grant amount must be provided as additional subsidy to disadvantaged communities. This applies to 2022 and subsequent base program capitalization grants unless amended by Congress.

Table 3 on page 12 summarizes the amounts of disadvantaged principal forgiveness provided to date.

Attachment II – List of Projects to be Funded in FFY 2023 identifies \$19,223,284 in principal forgiveness.

Identification of systems to receive subsidies and the amount. Systems that are eligible to receive disadvantaged community rates and terms are identified in Attachment I and Attachment II.

Table 2 – Amounts Available to Transfer between State Revolving Fund Programs

Year	DWSRF Capitalization Grant	Amount Available for Transfer	Banked Transfer Ceiling	Base Program Transfers		Transfer Description	CWSRF Funds Available to Transfer	DWSRF Funds Available to Transfer
				Amount Transferred from CWSRF to DWSRF	Amount Transferred from DWSRF to CWSRF			
1997								
- 2001	\$42,690,000	\$14,087,700	\$14,087,700				\$14,087,700	\$14,087,700
2002	\$8,052,500	\$2,657,325	\$16,745,025	\$7,812,960		CW Cap Grant/Match	\$8,932,065	\$16,745,025
2003	\$8,004,100	\$2,641,353	\$19,386,378	\$7,761,360		CW Cap Grant/Match	\$3,812,058	\$19,386,378
2004	\$8,303,100	\$2,740,023	\$22,126,401				\$6,552,081	\$22,126,401
2005	\$8,285,500	\$2,734,215	\$24,860,616				\$9,286,296	\$24,860,616
2006	\$8,229,300	\$2,715,669	\$27,576,285		\$7,500,000	Leveraged Bonds	\$12,001,965	\$20,076,285
2007								
- 2010	\$38,094,000	\$12,571,020	\$40,147,305				\$24,572,985	\$32,647,305
2011	\$9,418,000	\$3,107,940	\$43,255,245		\$10,000,000	Repayments	\$27,680,925	\$25,755,245
2012	\$8,975,000	\$2,961,750	\$46,216,995				\$30,642,675	\$28,716,995
2013	\$8,421,000	\$2,788,930	\$48,995,925				\$33,421,605	\$31,495,925
2014	\$8,845,000	\$2,918,850	\$51,914,775				\$36,340,455	\$34,414,775
2015	\$8,787,000	\$2,899,710	\$54,814,485				\$39,240,165	\$37,314,485
2016	\$8,312,000	\$2,742,960	\$57,557,445				\$41,983,125	\$40,057,445
2017	\$8,241,000	\$2,719,530	\$60,276,975				\$44,702,655	\$42,776,975
2018	\$11,107,000	\$3,665,310	\$63,942,285				\$48,367,965	\$46,442,285
2019	\$11,103,000	\$3,663,990	\$67,606,275				\$52,031,955	\$50,106,275
2020	\$11,011,000	\$3,633,630	\$71,239,905				\$55,665,585	\$53,739,905
2021	\$11,001,000	\$3,630,330	\$74,870,235				\$59,295,915	\$57,370,235
2022	\$7,008,000	\$2,312,640	\$77,182,875				\$61,608,555	\$59,682,875
2023 (est)	\$7,008,000	\$2,312,640	\$79,495,515				\$63,921,195	\$61,995,515

BIL General Supplemental Transfers								
Year	DWSRF Capitalization Grant	Amount Available for Transfer	Banked Transfer Ceiling	Amount Transferred from CWSRF to DWSRF	Amount Transferred from DWSRF to CWSRF	Transfer Description	CWSRF Funds Available to Transfer	DWSRF Funds Available to Transfer
2022	\$17,992,000	\$5,937,360	\$5,937,360				\$5,937,360	\$5,937,360
2023 (est)	\$20,800,000	\$6,864,000	\$12,801,360				\$12,801,360	\$12,801,360

BIL Emerging Contaminants Transfers								
Year	DWSRF Capitalization Grant	Amount Available for Transfer	Banked Transfer Ceiling	Amount Transferred from CWSRF to DWSRF	Amount Transferred from DWSRF to CWSRF	Transfer Description	CWSRF Funds Available to Transfer	DWSRF Funds Available to Transfer
2022	\$7,555,000	\$2,493,150	\$2,493,150	\$459,000		CWSRF EC Grant	\$2,034,150	\$2,493,150
2023 (est)	\$7,555,000	\$2,493,150	\$4,986,300	\$1,032,000		CWSRF EC Grant	\$3,954,300	\$4,986,300

Table 3 – Principal Forgiveness Allowed and Awarded

Year	Principal Forgiveness for all Borrowers			Disadvantaged-only Principal Forgiveness*		
	Minimum	Maximum	Awarded from FY Grant	Minimum	Maximum	Awarded from FY Grant
2010	\$4,071,900	\$13,573,000	\$13,573,000			
2011	\$2,825,400	\$9,418,000	\$9,418,000			
2012	\$1,795,000	\$2,692,500	\$2,692,500			
2013	\$1,684,200	\$2,526,300	\$2,526,300			
2014	\$1,769,000	\$2,653,500	\$2,653,500			
2015	\$1,757,400	\$2,636,100	\$2,636,100			
2016	\$1,662,400	\$1,662,400	\$1,662,400	\$0	\$2,493,600	\$2,493,600
2017	\$1,648,200	\$1,648,200	\$1,648,200	\$0	\$2,472,300	\$2,472,300
2018	\$2,221,400	\$2,221,400	\$2,221,400	\$0	\$3,332,100	\$3,332,100
2019	\$2,220,600	\$2,220,600	\$2,220,600	\$666,180	\$3,886,050	\$3,886,050
2020	\$1,541,540	\$1,541,540	\$1,541,540	\$660,660	\$3,853,850	\$3,853,850
2021	\$1,541,540	\$1,541,540	\$1,541,540	\$660,660	\$3,853,850	\$3,407,629
2022	\$981,120	\$981,120	\$678,502	\$840,960	\$2,452,800	\$0
2023 Est.	\$981,120	\$981,120	\$0	\$840,960	\$2,452,800	\$0
Totals	\$26,699,420	\$46,295,920	\$45,012,182	\$3,668,820	\$24,793,850	\$19,888,250

Year	BIL General Supplemental Principal Forgiveness*		BIL Lead Service Line Replacement Principal Forgiveness*		BIL Emerging Contaminants Principal Forgiveness**	
	Required Amount	Awarded from FY Grant	Required Amount	Awarded from FY Grant	Required Amount	Awarded from FY Grant
2022	\$8,816,080	\$4,690,396	\$13,891,500	\$0	\$8,014,000***	\$7,895,000
2023 Est.	\$10,192,000	\$0	\$13,891,500	\$0	\$8,587,000***	\$0
Totals	\$19,008,080	\$4,690,396	\$27,783,000	\$0	\$16,601,000	\$7,895,000

* Principal Forgiveness will only be provided to eligible entities that meet the Disadvantaged Community definition in ARSD 74:05:11(11) and described on page 9 of the IUP.

** At least 25% of these funds must be provided to entities that qualify as a Disadvantaged Community or systems with service populations less than 25,000.

*** Combined total of DWSRF Emerging Contaminant allocation and CWSRF Emerging Contaminant allocation which was transferred to the DWSRF for eligible emerging contaminants projects.

ATTACHMENT I

PROJECT PRIORITY LIST

Attachment I is a comprehensive list of projects that are eligible for Drinking Water SRF loans. This list was developed from State Water Plan applications. Inclusion on the list carries no obligations to the Drinking Water SRF program. Attachment II lists those projects expected to be funded in FFY 2023.

Priority Points	Community/ Public Water System	Project Number	Project Description	Est. Loan Amount	Expected Loan Rate & Term	Pop. Served	Dis-advan- tagged
208	South Dakota Ellsworth Development Authority	C462467-01	Problem: an existing housing development located near Ellsworth Air Force Base has been determined to have PFAS contamination. The potential exists for other wells in the surrounding region including the city of Box Elder to experience PFAS contamination as the chemical continues to migrate in the groundwater. An upsized well and transmission line would allow the system to provide additional water to Box Elder and the surrounding area to meet current and future water capacity needs and alleviate the PFAS contamination concern. Project: installation of a new well and approximately 15 miles of 4- to 16-inch transmission and distribution main, two water storage tanks totaling 700,000-gallons, and related appurtenances.	\$12,191,552	2.75%, 30 years	15,000	Yes
143	Hermosa	C462278-04	Problem: one of the city's supply wells was found to have radiologic contaminants and iron scale, and the other supply well is inadequate to supply daily demand. Project: The city will either construct a new well and transmission main to connect to the distribution system or connect to a nearby rural water system to purchase bulk water for use in its distribution system.	\$6,436,028	2.75%, 30 years	398	Yes (Pending rate increase)

Priority Points	Community/ Public Water System	Project Number	Project Description	Est. Loan Amount	Expected Loan Rate & Term	Pop. Served	Dis-advan-taged
138	Vermillion	C462022-05	<i>Problem:</i> some of the existing equipment at the water treatment plant and well field is beyond its useful life, portions of the distribution system pipe are beyond their useful life. <i>Project:</i> replace existing equipment at the water treatment facility and well field to include the filters, SCADA system, aerator, and installations of variable frequency drives on high lift and well pumps and replace 5,120 feet of existing cast iron pipe in various locations throughout the community.	\$6,637,142	2.75%, 30 years	10,571	Yes
125	Tripp	C462238-02	<i>Problem:</i> the existing storage does not equalize properly resulting in poor turnover of water, the existing wells do not have capacity to meet peak day demands with any one well out of service, the existing wells have high concentrations of chloride, sulfate, and total dissolved solids impacting water quality, and existing unused wells have not been properly abandoned. <i>Project:</i> install 7,750 feet of watermain to connect to the B-Y Water District for bulk service, raise one water storage tank to match overflow elevations and install a mixer to improve quality, and properly abandon unused wells.	\$1,700,000	0%, 30 years	647	Yes
123	Terry Trojan Water Project District	C462455-03	<i>Problem:</i> the existing distribution mains are poor quality PVC and experiencing excessive breaks and includes dead end lines, the existing storage tank is in poor condition, the system only has one existing well which would leave the system without water if it were to fail for even limited time, and the existing electrical and SCADA systems for the well and treatment plant need to be upgraded <i>Project:</i> install 3,400-feet of new PVC water mains and loop the system, install 31 water meters, construct a 150,000-gallon water storage tank, make improvements to the electrical and SCADA systems, and install a new well.	\$700,000	3.25%, 30 years	475	

Priority Points	Community/ Public Water System	Project Number	Project Description	Est. Loan Amount	Expected Loan Rate & Term	Pop. Served	Dis-advan-taged
122	Buffalo Gap	C462317-02	Problem: the existing water distribution system is old and experiencing excessive breaks and high-water loss. Project: replace 12,500 feet of water main with PVC pipe allowing the community to become a bulk user of Fall River Water Users District.	\$3,176,000	0.00%, 30 years	126	Yes
122	TM Rural Water District	C462429-04	Problem: the existing wells are beyond their useful life and are not able to provide sufficient source water, current storage volume does not meet peak demands, and several areas within the distribution system are unable to meet demands which causes insufficient pressures. Project: install new wells, construct a new 500,000-gallon storage reservoir, construct a new booster station to supply needed pressures, and install 25.5 miles of parallel and looping pipe to increase pressure and capacity throughout the system.	\$11,571,000	2.75%, 30 years	6,462	Yes
122	Tripp County Water User District	C462434-06	Problem: the existing wells are not able to provide sufficient source water, current storage volume does not meet peak demands, existing tanks suffer from reduced water quality during low flow periods, and several areas within the distribution system are unable to meet demands causing insufficient pressures. Project: install new wells to provide needed source water capacity, construct five new storage reservoirs totaling 760,000gallons of additional storage volume throughout the distribution system to increase capacity and pressure, construct a new booster station to supply needed pressures, install 12 tank mixers to improve quality, and install 62.1 miles of parallel and looping pipe to increase pressure and capacity throughout the system.	\$14,400,000	0.00%, 30 years	8,350	Yes

Priority Points	Community/ Public Water System	Project Number	Project Description	Est. Loan Amount	Expected Loan Rate & Term	Pop. Served	Dis-advan- taged
120	Springfield	C462071-02	Problem: several locations within the distribution system are cast iron or asbestos cement watermain that is beyond its useful life, the system includes several dead-end mainlines, portions of the system have pipe that is undersized and causes reduced pressures, and the existing water meters are beyond their useful life. Project: install 64,470 feet of new PVC watermain to replace the existing pipe, loop the system, and remove undersized mains. The project will also replace 380 water meters with remote read meters.	\$12,702,570	2.75%, 30 years	1,989	Yes
115	BDM Rural Water System, Inc.	C462444-03	Problem: the existing water treatment plant is no longer able to meet current demand and various process equipment is in need of replacement, the existing wells are not able to provide sufficient source water, current storage volume does not meet peak demands, several areas within the distribution system are unable to meet demands causing insufficient pressures, and nearly 15 percent of water meters are in need of replacement. Project: construct a new 1.5 MGD treatment plant and make improvements to the existing treatment plant equipment, install five new wells to provide needed source water capacity, construct a 450,000-gallon reservoir, install 17.5 miles of parallel and looping pipe to increase pressure and redundancy, and replace 390 water meters.	\$11,536,860	3.00%, 30 years	5,673	Yes
114	Bear Butte Valley Water, Inc.	C462486-03	Problem: existing homes along Elk Creek Road, eastern Tilford Road, and Elk Vale Road are on private or small community systems with poor water quality and desire to be connected to the larger system. Project: installation of 27 miles of distribution mains to provide service to residents in this area of the system.	\$8,947,000	3.25%, 30 years	680	

Priority Points	Community/ Public Water System	Project Number	Project Description	Est. Loan Amount	Expected Loan Rate & Term	Pop. Served	Dis-advan-taged
113	South Shore	C462294-02	Problem: the system is served by only one well, the distribution system is glued joint PVC which is beyond its useful life and is undersized leading to poor system pressure, and there is no water storage tank within the system. Project: install a second well to provide a redundant source, install 18,800 feet of PVC watermain to replace the old pipe and increase pressures, and construct a new 50,000-gallon ground storage tank and booster station to supply needed storage and pressure.	\$6,090,920	3.00%, 30 years	225	Yes (Pending rate increase)
112	Westberry Trails Water Users Association	C462503-02	Problem: the existing distribution system is undersized and beyond its useful life, users are not currently metered for water usage, the system lacks sufficient storage for average day demand, and the system has only one well which provides no redundancy for water source. Project: replace approximately 11,750 feet of water main with PVC pipe, install water meter pits, and construct a 50,000-gallon storage standpipe, drill a new well to provide additional source water, and install chemical feed for treatment.	\$3,380,418	3.25%, 30 years	152	
111	Hot Springs	C462040-02	Problem: the city's raw water pumping system does not have capacity to provide adequate water in the event one of the two pumping stations is out of commission, the storage capacity is less than the peak day demand, and the system does not have adequate well supply. Project: install a new well and pump house, construct a new 1.5-million-gallon water tower, and develop a new Madison well.	\$4,250,000	0%, 30 years	3,711	Yes

Priority Points	Community/ Public Water System	Project Number	Project Description	Est. Loan Amount	Expected Loan Rate & Term	Pop. Served	Dis-advan-taged
110	Wagner	C462209-04	Problem: several locations of the distribution system are cast iron or asbestos cement watermain that is beyond its useful life, the system includes several dead-end lines, and portions of the system have pipe that is undersized and causes reduced pressures. Project: install 31,000 feet of new PVC watermain to replace the existing pipe, loop the system, and replace undersized mains.	\$9,400,000	2.75%, 30 years	1,566	Yes
106	Grant-Roberts Rural Water System	C462475-03	Problem: areas of the existing distribution system are undersized to provide needed pressure and capacity to current and proposed users. Residents and communities adjacent to the current service area boundaries have expressed a desire to be served by the system to replace water sources that have issues with quality and capacity. Project: install 30 miles of transmission line to increase pressures and capacity in areas of the system not able to adequately convey water to users. Serving users outside of the existing system boundaries would require installing 225 miles of transmission lines, constructing elevated storage tank, installing additional wells and making upgrades to the water treatment facility to provide the needed capacity for the region.	\$62,138,000	3.25%, 30 years	4,857	Yes
104	Bear Butte Valley Water, Inc.	C462486-04	Problem: the system is currently served only by one well leaving it without a redundant source of supply and households within the district's planned Tilford Road service area use private wells or haul water and wish to connect to Bear Butte Valley Water. Project: install a new well to provide redundant water supply for the system, construct related pumping and treatment systems and install 11 miles of distribution main to connect existing homes and loop the system.	\$4,998,000	3.25%, 30 years	680	

Priority Points	Community/ Public Water System	Project Number	Project Description	Est. Loan Amount	Expected Loan Rate & Term	Pop. Served	Dis-advan-taged
104	McLaughlin	C462233-04	Problem: several locations of the distribution system are cast iron or asbestos cement watermain that is beyond its useful life, the system includes several dead-end lines, portions of the system have pipe that is undersized and causes reduced pressures, and the existing water meters are beyond their useful life. Project: install 6,730 feet of new PVC watermain to replace the existing pipe, loop the system, and replace undersized mains, and replace water meters.	\$1,356,000	0%, 30 years	663	Yes
101	Hanson Rural Water System	C462458-03	Problem: areas of the existing distribution system are undersized to provide needed pressure and capacity to current and proposed users and current meters are beyond their useful life. Project: install 38.5 miles of transmission line to increase pressures and capacity in areas of the system not able to adequately convey water to users and install new meters with remote read technology.	\$3,600,000	2.75%, 30 years	3,431	Yes
100	Shared Resources, Inc.	C462498-02	Problem: the Big Sioux CWS and Minnehaha Community Water Corp. are adjacent water systems that both lack adequate water sources and treatment capacity to meet the demands of current users or existing residents in the service area that have requested connection. Project: construct a new jointly owned 8 MGD water treatment plant and well field to provide increased capacity for both systems to serve current and future users, install 2.5 miles of raw water transmission line and 12 miles of treated water transmission line, and construct two elevated storage towers to meet system storage needs and provide pressure.	\$102,884,000	3.25%, 30 years	35,227	

Priority Points	Community/ Public Water System	Project Number	Project Description	Est. Loan Amount	Expected Loan Rate & Term	Pop. Served	Dis-advan-taged
100	Webster	C462054-05	Problem: several locations of the distribution system are cast iron watermain that is beyond its useful life, the system includes several dead-end mainlines, and portions of the system have pipe that is undersized and causes reduced pressures. Project: install 16,000 feet of new PVC watermain to replace the existing pipe, loop the system, and replace undersized mains.	\$4,433,000	2.75%, 30 years	1,866	Yes
99	Newell	C462109-04	Problem: several locations of the distribution system are transite watermain that is beyond its useful life, the system includes several dead-end lines, portions of the system have pipe that is undersized and causes reduced pressures, and an area of the community is not served by the system. Project: install 6,050 feet of new PVC watermain to replace the existing pipe, loop the system, replace undersized mains, and connect unserved users.	\$1,141,238	2.75%, 30 years	603	Yes
95	Gregory	C462126-04	Problem: the existing cast iron and asbestos cement distribution system pipe is beyond its useful life and areas within the system experience low pressure due to undersized pipe. Project: replace approximately 35,000 feet of water main with PVC pipe and increase pipe size where needed.	\$7,205,000	0.00%, 30 years	1,295	Yes
94	Bear Butte Valley Water, Inc.	C462486-05	Problem: the system in the Blucksberg service area lacks adequate storage to meet peak demands during high use periods. Project: construct a new 150,000-gallon ground storage reservoir and booster station to provide necessary storage capacity and pressure in this area of the system.	\$1,048,500	3.25%, 30 years	680	
93	Irene	C462255-05	Problem: the current storage tower is beyond its useful life and does not meet peak demand needs. Project: construct a new 100,000-gallon elevated storage tower. .	\$1,835,000	2.75%, 30 years	420	Yes

Priority Points	Community/ Public Water System	Project Number	Project Description	Est. Loan Amount	Expected Loan Rate & Term	Pop. Served	Dis-advan-taged
93	Kingbrook Rural Water System	C462432-11	Problem: the existing water treatment plants are no longer able to provide needed capacity for current use and various process equipment i needs replacement, the existing wells are not able to provide sufficient raw water, current storage volume does not meet peak demands, and several areas withing the distribution system are unable to meet current demands resulting in insufficient pressures. Project: upgrade equipment and add additional treatment capacity at both treatment plants, install additional wells to provide needed source water capacity, construct a new storage reservoir, construct or upgrade four booster stations to supply needed pressures, relocate 12.5 miles of pipe to increase capacity and move out of the highway right-of-way.	\$29,850,000	3.25%, 30 years	13,528	
92	Morristown	C462366-01	Problem: the existing water system has inadequate disinfection capabilities and the existing water storage facilities do not meet the existing demand or provide sufficient pressure. Project: install chlorination equipment prior to the ground storage reservoir, construct a new storage reservoir, and install flush hydrants on the distribution system to improve water quality on low flow mains.	\$214,760	2.75%, 30 years	67	Yes
90	Rapid City	C462014-05	Problem: one of the existing water treatment plants is past itself useful life and rehabilitation is not feasible. Project: construct a new 20 MGD treatment facility located on the eastern side of the distribution system to better provide water in an area of high current growth and maintain the ability to serve the Ellsworth Air Force Base.	\$135,000,000	3.00%, 30 years	67,956	Yes
88	Murdo	C462108-01	Problem: the system's meters are obsolete and unserviceable and require manual reading. Project: replace approximately 375 water meters and install an automatic meter reading system.	\$429,276	2.00%, 10 years	488	Yes

Priority Points	Community/ Public Water System	Project Number	Project Description	Est. Loan Amount	Expected Loan Rate & Term	Pop. Served	Dis-advan-taged
86	Hot Springs	C462040-03	Problem: the existing water distribution pipe under North River Street/SD Hwy 385/18 is old and the highway will be reconstructed. Project: replace the existing watermain pipe with new PVC pipe prior to the SD DOT reconstruction of the roadway.	\$1,054,025	0%, 30 years	3,711	Yes
84	Southern Black Hills Water System	C462492-02	Problem: two service areas of the distribution system lack redundant supply, have inadequate ground storage to meet demands or pressurize the systems, neither source of water is chlorinated, and control systems are outdated. Project: construct five miles of pipeline to connect the two service areas to provide redundancy in the system, construct an additional well to serve current and future users, construct an elevated storage tank to meet user demands and pressurize the system, and install chlorination and SCADA system equipment at new and existing facilities.	\$1,800,000	3.25%, 30 years	925	
82	Clay Rural Water System	C462437-07	Problem: one of the existing water treatment plants is past itself useful life and is no longer able to demands of current users, additional wells are needed to provide capacity and redundancy based on recent demands, storage within the system is insufficient to meet average day demands, and several distribution lines are beyond their useful life and undersized to meet demands. Project: construct a new 2 MGD treatment facility, install two additional wells, construct two new storage reservoirs, and install 18 miles of transmission line to increase capacity in areas of the system not able to adequately convey water to users.	\$26,016,000	3.25%, 30 years	5,800	

Priority Points	Community/ Public Water System	Project Number	Project Description	Est. Loan Amount	Expected Loan Rate & Term	Pop. Served	Dis-advan-taged
78	Terry Trojan Water Project District	C462455-04	Problem: the system's existing water storage tank has structural and joint issues leading to large water loss and rehabilitation attempts have been unsuccessful in correcting the problem. Project: construct a new 125,000-gallon storage tank to replace the existing tank and provide necessary system storage to meet demands.	\$215,000	3.25%, 30 years	475	
77	Brandon	C462032-04	Problem: the existing water source for the city has water quality issues that the treatment plant was not designed to address, the treatment plant lacks capacity for current users, an existing well has equipment that is beyond its useful life, pipes in several areas of the distribution system are beyond their useful life, and two areas within the system are fed by one long distribution line with no looping. Project: upgrade the existing treatment plant to address the water quality issues and provide necessary capacity for current and future users, and replace 18,250 feet of watermain with new PVC, and install 3,000 feet of new PVC watermain to loop two areas of the system and assure redundant supply to users.	\$18,530,000	3.25%, 30 years	8,785	
77	Wessington	C462302-01	<i>Problem:</i> the existing water storage tank coatings are in poor condition and the tank is in need of repair, the distribution system lacks valves to isolate portions in the event of a break. <i>Project:</i> recoat the water storage tank and make necessary repairs to extend the life of the tank, install gate valves throughout the distribution system and replace hydrants where necessary.	\$673,000	0%, 30 years	170	Yes
73	Joint Well Field, Inc.	C462454-03	Problem: the existing treatment plant lacks the capacity and source water access to meet the demands of current users in the Kingbrook RWS and Brookings-Deuel RWS systems which it serves. Project: construct a new 3.5 MGD water treatment plant and two new wells to provide increased capacity for both systems to serve current and future users.	\$9,460,000	3.25%, 30 years	22,028	

Priority Points	Community/ Public Water System	Project Number	Project Description	Est. Loan Amount	Expected Loan Rate & Term	Pop. Served	Dis-advan-taged
72	High Meadows Water Association, Inc.	C462499-02	Problem: the existing distribution system is undersized and beyond its useful life, users are not currently metered for water usage, and the systems wells are not able to supply needed capacity. Project: replace approximately 8,200 feet of water main with PVC pipe, install water meter pits for each user, and either connect to the Black Hawk Water Users District or drill a new well to provide additional source water.	\$2,558,000	3.25%, 30 years	140	
70	Chamberlain	C462044-04	Problem: the water treatment plant recarbonation system is beyond its useful life and in need of replacement, two blocks of Mott Street watermain are beyond their useful life and experiencing breaks, a section of Byron Boulevard consists of a long dead-end that serves users in the area. Project: replace the recarbonation equipment, replace two blocks of watermain on Mott Street with new PVC, and install 2,300 feet of new PVC watermain to loop Byron Boulevard.	\$300,000	3.00%, 30 years	2,387	Yes
70	Mid-Dakota Rural Water System	C460430-07	Problem: the existing water treatment backwash process equipment is in need of replacement, the existing treatment plant is not able to meet demands when receiving cooler source water, several areas withing the distribution system are unable to meet demands resulting in insufficient pressures, and the existing meter reading system is in need of replacement. Project: construct a new backwash treatment process facility, make improvements to the existing treatment plant equipment to increase treatment capacity, install 143.4 miles of parallel and looping pipe to increase pressure and redundancy, and install new meter reading system equipment.	\$29,036,545	3.00%, 30 years	32,102	Yes

Priority Points	Community/ Public Water System	Project Number	Project Description	Est. Loan Amount	Expected Loan Rate & Term	Pop. Served	Dis-advan-taged
70	Salem	C462057-07	Problem: areas throughout the distribution system are cast iron watermain and asbestos cement pipe that is beyond its useful life, the system includes several dead-end mainlines, and portions of the system have pipe that is undersized and causes reduced pressures, and the water treatment facility has equipment in need of replacement and high iron and manganese levels are fouling the treatment membranes. Project: install 9,250 feet of new PVC watermain to replace existing pipe, loop the system, and replace undersized mains, replace membrane equipment at the treatment facility, and install an iron and manganese removal system.	\$9,281,000	3.00%, 30 years	1,347	Yes
69	Fall River Water Users District	C462435-06	<i>Problem:</i> one of the existing wells is past itself useful life and is no longer able to demands of current users, additional source water is needed to provide capacity and redundancy based on recent demands, storage within the system is insufficient to meet average day demands, and several distribution lines are beyond their useful life and undersized to meet demands. <i>Project:</i> install a new well to replace the current well and increase capacity, construct two new storage reservoirs, install 22 miles of transmission line and two new booster stations to increase capacity in areas of the system.	\$12,088,000	3.25%, 30 years	927	
67	Raymond	C462385-01	Problem: the existing distribution system is undersized and beyond its useful life, users are not currently metered for water usage, and the system lacks sufficient storage for average day demand. Project: replace approximately 1,700 feet of water main with PVC pipe, install water meters, and construct a 20,000-gallon ground storage tank and booster station.	\$2,444,200	2.75%, 30 years	50	Yes

Priority Points	Community/ Public Water System	Project Number	Project Description	Est. Loan Amount	Expected Loan Rate & Term	Pop. Served	Dis-advan-taged
61	Mobridge	C462016-09	<i>Problem:</i> the existing water treatment facility is in need of significant repairs, the raw water intake system is beyond its useful life and in need of repair, the North water tower height does not provide full system storage or adequate pressure, and the areas of the distribution system are beyond their useful life. <i>Project:</i> upgrades at the water treatment facility to include controls, high service pumps, lime slaker, and HVAC system, repair or replace the existing raw water intake system, increase the height of the North water tower, and replace approximately 1,800 feet of water main with PVC pipe.	\$11,300,000	3.00%, 30 years	3,465	Yes (Pending rate increase)
58	Brookings	C462019-02	<i>Problem:</i> the northern water treatment facility has exceeded its useful life and needs replacement. <i>Project:</i> construction of a new 6 MGD lime softening water treatment facility and installation of 28,500 feet of raw water line and 20,000 feet of water main.	\$54,000,000	3.00%, 30 years	22,588	Yes
57	Rapid Valley Sanitary District	C462013-03	<i>Problem:</i> the city of Box Elder and some nearby housing developments lacks sufficient water quantity and quality water to meet current user needs. The Rapid Valley Sanitary District lacks sufficient source water capacity to meet the needs of their own district and assist in supplying the needs of Box Elder and other existing users in the area. <i>Project:</i> install of 5,220 feet of 12-inch watermain along Cheyenne Boulevard near Box Elder to connect the two distribution systems, the project will also construct a new 2-million-gallon storage tank to allow Rapid Valley to have sufficient storage to serve Box Elder and continued service to Valley View Heights Estates by Box Elder. The project includes the drilling of a new Madison aquifer well to provide additional needed capacity for current and future users and 3,500 feet of 6-inch line to connect the new well to Rapid Valley's treatment plant.	\$6,679,000	2.75%, 30 years	10,000	Yes

Priority Points	Community/ Public Water System	Project Number	Project Description	Est. Loan Amount	Expected Loan Rate & Term	Pop. Served	Dis-advan-taged
56	North Sioux City	C462009-03	Problem: one of the existing water treatment plants has equipment that is past its useful life and is no longer able meet demands from current users. Project: construct a 1.8 MGD expansion to the Streeter Drive treatment facility and upgrade equipment for the existing treatment processes.	\$5,328,125	3.25%, 30 years	2,530	
55	Fort Pierre	C462049-02	Problem: The city currently contracts for water supply through the local regional water system and has been informed the agreement will not be continued after 2032. Project: construction of an approximately 2 million gallon per day water treatment plant, to include a Missouri River intake and connection to the existing distribution system.	\$19,651,000	3.25%, 30 years	2,078	
55	Volga	C462046-03	Problem: the city's existing chemical feed and treatment equipment is aging and undersized to manage the volumes being used. Project: improvements to and expansion of the treatment and chemical feed equipment at the existing water treatment plant to provide additional water capacity.	\$290,882	3.25%, 30 years	1,768	

Priority Points	Community/ Public Water System	Project Number	Project Description	Est. Loan Amount	Expected Loan Rate & Term	Pop. Served	Dis-advan-taged
53	Mitchell	C462129-08	Problem: the distribution system lacks sufficient storage for certain pressure zones, the current bulk service connection only connects at the former water treatment plant which does not provide redundant feeds and additional bulk transmission line capacity is needed, the bulk water flows through portions of the unused water treatment plant before entering the distribution system, piping size and locations serving areas south of Interstate 90 limit capacity and pressures, and the existing treatment plant is no longer used and should be properly abandoned. Project: construct a new 2.5-million-gallon storage tank, install a secondary direct bulk service connection to the distribution system and construct 13.5 miles of bulk service transmission line, install piping to bypass the treatment plant, make piping modifications and booster pump upgrades to increase capacity and pressures in the southern part of the distribution system and properly abandon the unused treatment plant.	\$22,000,000	3.00%, 30 years	15,524	Yes
50	Butte-Meade Sanitary Water District	C462190-04	Problem: one of the system's existing wells is not useable due to high radionuclide levels and without this well the system does not have capacity to supply peak use, existing storage facilities are unable to meet peak demand capacity, and a portion of the existing distribution system is beyond its useful life. Project: construct a new well to supply needed capacity and provide improved water quality, construct a new 220,000-gallon storage tank, install two miles of new PVC main to connect the well and storage tank to the distribution system, and replace one mile of existing aged pipe with new PVC.	\$2,502,949	3.00%, 30 years	2,000	Yes

Priority Points	Community/ Public Water System	Project Number	Project Description	Est. Loan Amount	Expected Loan Rate & Term	Pop. Served	Dis-advan-taged
48	Henry	C462277-01	Problem: the existing distribution system is undersized and beyond its useful life, many lines have dead ends contributing to poor water quality and pressure, and the system lacks sufficient storage for average day demand. Project: replace and install loops for approximately 18,500 feet of water main with PVC pipe and construct a 60,000-gallon ground storage tank and booster station.	\$6,120,000	3.00%, 30 years	267	Yes (pending rate increase)
48	Hudson	C462280-02	Problem: the existing cast iron distribution system pipe is beyond its useful life and the current water storage ground level tanks do not supply adequate pressure or storage for the average day demand and are beyond their useful life. Project: replace and install approximately 22,000 feet of water main with PVC pipe, loop the system, and increase pipe size where needed, and construct a new 50,000-gallon water storage tank and booster station.	\$8,120,000	2.75%, 30 years	296	Yes
47	Stratford	C462394-02	Problem: the existing distribution system is undersized and beyond its useful life, water meters are beyond their useful life, and the system lacks sufficient storage for average day demand. Project: replace approximately 10,100 feet of water main with PVC pipe, install new water meters, and construct a 20,000-gallon storage tank and booster station.	\$3,498,800	3.00%, 30 years	72	Yes
46	Aurora-Brule Rural Water System	C462425-03	Problem: The Aurora-Brule Rural Water System is facing issues with its system including low pressures, lack of adequate storage, and unreliable transmission. Project: install 10 miles of new parallel water main, construct a new storage reservoir, loop multiple portions of the system, construct a booster station, and demolish a water tower and booster station that are beyond their useful life.	\$4,170,000	3.00%, 30 years	3,000	Yes

Priority Points	Community/ Public Water System	Project Number	Project Description	Est. Loan Amount	Expected Loan Rate & Term	Pop. Served	Dis-advan-taged
45	Clark	C462124-02	Problem: several locations of the distribution system are cast iron or asbestos cement watermain that is beyond its useful life, the system includes several dead-end lines, portions of the system have pipe that is undersized and causes reduced pressures, the current storage tower needs major improvements to remain functional, and the existing water meters are beyond their useful life. Project: install 37,875 feet of new PVC watermain to replace the existing pipe, loop the system, and replace undersized mains, rehabilitate the elevated storage tower, and replace water meters.	\$11,618,000	3.00%, 30 years	1,139	Yes
43	Keystone	C462074-02	<i>Problem:</i> additional source water is needed to provide capacity and redundancy based on recent demands, storage within the system is insufficient to meet peak day demands, and areas of the distribution system lack adequate pressure. <i>Project:</i> install a new well to increase capacity, construct a new storage reservoir, and a new booster station to increase capacity in areas of the system.	\$781,258	2.75%, 30 years	337	Yes
38	Spearfish	C462030-03	<i>Problem:</i> an area of the water system near exit 17 on I-90 has experienced significant growth in recent years, the source water capacity and storage of the water system are having difficulty supplying the current users may lead to overall system issues. <i>Project:</i> the city will install a new well to increase the overall system capacity and install a new 750,000-gallon storage tank to provide storage and pressure for this area of the system.	\$4,620,000	2.75%, 30 years	10,494	Yes

Priority Points	Community/ Public Water System	Project Number	Project Description	Est. Loan Amount	Expected Loan Rate & Term	Pop. Served	Dis-advan-taged
37	Box Elder	C462003-05	<i>Problem:</i> portions of the existing distribution system pipe are made of asbestos cement pipe and experiencing leaks, an existing well requires treatment and new pump equipment to be usable, and two ground storage tanks have liners in need of replacement. <i>Project:</i> install 12,555 feet of new PVC watermain in various locations, install a treatment equipment and replace the existing well #7 pump equipment, install two new ground storage tank liners.	\$4,392,150	2.75%, 30 years	7,800	Yes
37	Pleasant Valley Homeowners Association	C462502-02	<i>Problem:</i> the existing distribution system is undersized and beyond its useful life, water meters are beyond their useful life, and the system lacks sufficient storage for average day demand. <i>Project:</i> replace approximately 1,800 feet of water main with PVC pipe, install new water meters, and construct a 25,000-gallon storage tank and booster station.	\$2,873,250	3.25%, 30 years	100	
37	Sturgis	C462068-06	<i>Problem:</i> the existing wells in the system are unable to supply adequate capacity to meet peak demands and there is inadequate storage in the system's higher elevation pressure zone to provide needed capacity and pressure. <i>Project:</i> install a new well to provide additional source water capacity and construct a new 1.0-million-gallon storage tank to provide needed storage and pressure.	\$6,126,125	2.75%, 30 years	6,627	Yes
35	Tyndall	C462131-05	<i>Problem:</i> several locations of the distribution system are asbestos cement watermain that is beyond its useful life, the system includes several dead-end mainlines, portions of the system have pipe that is undersized and causes reduced pressures, and the booster station does not have a back-up power source. <i>Project:</i> install 18,730 feet of new PVC watermain to replace the existing pipe, loop the system, replace undersized mains, and purchase a generator for the booster station s.	\$3,460,000	3.00%, 30 years	1,067	Yes

Priority Points	Community/ Public Water System	Project Number	Project Description	Est. Loan Amount	Expected Loan Rate & Term	Pop. Served	Dis-advantaged
35	Volga	C462046-04	Problem: the existing wells are not able to provide sufficient source water and several areas within the distribution system are unable to meet demands resulting in insufficient pressures. Project: install new wells and 3,300 feet of raw water transmission line to provide needed source water capacity, install 7,300 feet of new PVC watermain to replace the existing pipe, loop the system, and replace undersized mains	\$2,525,000	3.25%, 30 years	1,768	
35	WEB Water Association	C462426-05	Problem: this is a collaborative effort between WEB, Aberdeen, and BDM water systems to regionalize and meet the current and future demands for treated water capacity in the northeast region of the state. the WEB Water Association currently has many area of its system with moratoriums in place preventing connections to existing homes and businesses, additional areas of the system are in need of significant upgrades to ensure capacity for current and future connections. The city of Aberdeen lacks sufficient water capacity to meet peak demands of existing users and the water quality during summer months has aesthetic issues making users concerned. BDM is in need of additional water capacity for future users and during the construction period of this project those capacity needs will become required to meet the demands of the system. Project: The project will provide at least 42.1 million gallons of water per day to users. To accomplish this goal new raw water intakes, and increased water treatment capacity along with three new water storage tanks, five pumping stations, pressure stations, and 148 miles of 20- to 54-inch watermain need to be constructed to fully complete the needed expansion.	\$755,860,000	3.00%, 30 years	61,091	Yes

Priority Points	Community/ Public Water System	Project Number	Project Description	Est. Loan Amount	Expected Loan Rate & Term	Pop. Served	Dis-advan- taged
34	New Underwood	C462257-02	<i>Problem:</i> one of the systems existing wells is beyond its useful life and in need of replacement, the system lacks sufficient source water redundancy without this well, the storage tank that pressurizes the community has only a single connection to the community lacking redundancy if a break occurs, much of the existing distribution system is asbestos cement pipe that is beyond its useful life, and the system lacks sufficient storage for peak day demand. <i>Project:</i> installation of a new well and transmission loop to the storage tank to provide redundant supply, replacement of 14,500 feet of water main with PVC pipe, construction of a new elevated storage tank to meet peak day demand, and demolition of an existing storage tank no longer in use.	\$7,580,000	3.00%, 30 years	660	Yes
33	Randall Community Water District	C462436-05	<i>Problem:</i> the city of Mitchell lacks necessary source water to meet peak demands and provide for new customers. <i>Project:</i> installation of 32.5 miles of 20-inch watermain and related appurtenances to allow the system to provide service to Mitchell as a second source of water for the city.	\$35,413,000	3.00%, 30 years	11,028	Yes
33	Yankton	C462038-07	<i>Problem:</i> portions of the existing main are beyond its useful life contributing to line breaks and water loss, one of the existing storage tanks has both internal and external coating issues some water meters are beyond their useful life. <i>Project:</i> install approximately 50 blocks of new PVC watermain, replace all meters older than 5 years with new automatic read meters, and recoat the water tower.	\$8,441,639	3.00%, 30 years	14,454	Yes
33	Brookings	C462019-03	<i>Problem:</i> the city has identified 48 lead water service lines which are a known drinking water issue. <i>Project:</i> full replacement of all known lead service lines within the community.	\$1,000,000	3.00%, 30 years	22,056	Yes

Priority Points	Community/ Public Water System	Project Number	Project Description	Est. Loan Amount	Expected Loan Rate & Term	Pop. Served	Dis-advan- taged
33	Timber Lake	C462260-02	Problem: the distribution system is cast iron watermain that is beyond its useful life, includes several dead-end mainlines, and portions of the system have pipe that is undersized and causes reduced pressures, and the current storage tower is beyond its useful life and rehabilitation is not feasible. Project: install 15,770 feet of new PVC watermain to replace the existing pipe, loop the system, and replace undersized mains, and construct a new 50,000-gallon elevated storage tower will be constructed to replace the existing tank.	\$3,264,725	3.00%, 30 years	443	Yes
32	Brookings-Deuel Rural Water System	C462453-05	Problem: the existing distribution system is segmented in north and south halves without redundancy to supply each zone from either water treatment plant, watermain existing in the project area is beyond its useful life, and areas of the distribution system lack sufficient pipe capacity to provide water during peak demands. Project: construct 28 miles of new and parallel transmission lines to interconnect the system's treatment plants, increase capacity, and alleviate low pressure issues.	\$8,300,000	3.25%, 30 years	8,500	
32	Sioux Rural Water System	C462433-04	Problem: current storage volume does not meet peak demands, and several areas within the distribution system are unable to meet demands resulting in insufficient pressures. Project: construct two new storage reservoirs, install 42.8 miles of transmission line to increase capacity in areas of the system not able to adequately convey water, and make improvements to booster stations where necessary.	\$11,112,000	3.25%, 30 years	8,885	

Priority Points	Community/ Public Water System	Project Number	Project Description	Est. Loan Amount	Expected Loan Rate & Term	Pop. Served	Dis-advan-taged
28	Spring/Cow Creek Sanitary Water District	C462493-02	Problem: portions of the distribution system have dead-end lines resulting in low pressures and poor water quality, the existing water storage tank is not able to meet peak demands or provide adequate system pressure, and pressure from the bulk service provider may not be adequate to fill an elevated tank or provide system pressure. Project: install 1,800 feet of PVC watermain to loop the system and construct a 500,000-gallon elevated storage tank and booster station to supply needed storage and pressure.	\$3,528,568	3.25%, 30 years	460	
27	Northville	C462371-03	Problem: the system's meters are obsolete and unserviceable and require manual reading, portions of the distribution system have dead-end lines resulting in low pressures and poor water quality, and the existing water storage tank is in poor condition and rehabilitation is not feasible. Project: replace approximately 68 water meters and install an automatic meter reading system, install 2,200 feet of PVC watermain to loop the system, and construct a new 40,000-gallon ground storage tank and booster station to supply needed storage and pressure.	\$1,705,000	3.25%, 30 years	143	
26	Davison Rural Water System	C462490-02	Problem: areas of the existing distribution system are undersized to provide needed pressure and capacity to current and proposed users and current meters are beyond their useful life. Project: install 7.5 miles of transmission line to increase pressures and capacity in areas of the system not able to adequately convey water and install new meters with remote read technology.	\$1,240,000	3.25%, 30 years	4,975	

Priority Points	Community/ Public Water System	Project Number	Project Description	Est. Loan Amount	Expected Loan Rate & Term	Pop. Served	Dis-advan-taged
26	Lead-Deadwood Sanitary District	C462002-03	<i>Problem:</i> the existing raw water transmission lines are over 100 years old and are experiencing excessive leakage, the tunnels that the transmission mains go through have become unsafe, one of the intake structures is in need of repair, the system does not have the ability to provide back-up power to pumping facilities if mainline power is out. <i>Project:</i> Replace and install approximately 1,200 feet of raw water line, rehabilitate the existing pipe tunnels, make improvements to the intake structure, repair leaking sections of lines, and purchase a portable back-up generator.	\$3,720,000	3.00%, 30 years	4,556	Yes (Pending rate increase)
25	Lewis & Clark Regional Water System	C462491-01	<i>Problem:</i> Lewis & Clark RWS is a bulk water provider to 20 different public water systems in South Dakota, Minnesota and Iowa and each member system has a contracted maximum allocation of water they are eligible to receive. Several members are exceeding their maximum contracted allocation prior to full system completion and connection to all members. The system does not have the capacity to provide water above contracted amounts to members without expanding capacity throughout the source, treatment, and distribution systems. <i>Project:</i> the first phase involves improvements at the water treatment facility to include constructing solids drying beds and stockpile areas installing a sixth solids contact basin and second gravity thickener, and making upgrades to the high service pump station and clear well.	\$43,782,006	3.25%, 30 years	275,000	

Priority Points	Community/ Public Water System	Project Number	Project Description	Est. Loan Amount	Expected Loan Rate & Term	Pop. Served	Dis-advan-taged
25	Sioux Falls	C462232-13	Problem: the city of Sioux Falls has one area of its mainline distribution system that is not looped limiting the ability to meet capacity needs should an outage occur on one of the city's source water connections, the city has a well that is beyond its useful life and in need of replacement to assure needed water capacity can be provided. The city lost capacity from 21 wells in recent years due to PFAS contamination and the proposed well will provide some of the lost capacity to users in the service area. Project: installation of 1.5 miles of 24-inch watermain to provide a loop of the city's distribution system between 6th and 26th Streets. Replacement of city's existing well 25 with a new horizontal collector well and alleviate the need for some PFAS contaminated well capacity.	\$10,000,000	3.00%, 10 years	153,888	Yes
25	West River/Lyman Jones Rural Water System	C462446-04	Problem: current storage volume does not meet peak demands and several areas within the distribution system are unable to meet demands resulting in insufficient pressures. Project: construct three additional storage reservoirs totaling 1.7-million gallons and install 14 miles of parallel and looped line along with two booster stations to increase pressure and redundancy.	\$12,000,000	2.75%, 30 years	18,000	Yes
23	Minnehaha Community Water Corp.	C462440-05	Problem: areas of the existing distribution system lack necessary capacity to provide water to current and proposed users. Project: install 38.3 miles of transmission line to increase capacity in areas of the system not able to adequately convey waters.	\$48,678,000	3.25%, 30 years	28,893	

Priority Points	Community/ Public Water System	Project Number	Project Description	Est. Loan Amount	Expected Loan Rate & Term	Pop. Served	Dis-advan-taged
23	Mitchell	C462129-07	Problem: areas throughout the distribution system are cast iron watermain and asbestos cement pipe that is beyond its useful life, the system includes several dead-end lines, and portions of the system have pipe that is undersized and causes reduced pressures. Project: install 49.8 miles of new PVC watermain to replace the existing pipe, loop the system, and replace undersized mains.	\$78,000,000	3.00%, 30 years	15,254	Yes
22	Box Elder	C462003-06	Problem: the existing water tower is 50 years old, subject to minor leaking, and undersized for current demands. Project: Replace the old water tower with a new 1.5 MG water tower.	\$1,700,000	2.75%, 30 years	7,800	Yes
22	Belle Fourche	C462012-03	Problem: the water system is served from wells within the same well field, which would cause a portion of the system having no access to water if a line serving the area would break. Project: install a new well in a different location to provide system redundancy in all areas of the system.	\$1,050,000	2.75%, 30 years	5,594	Yes (Pending rate increase)
22	Big Sioux Community Water System	C462439-04	Problem: areas of the existing distribution system lack necessary capacity to provide water to current and proposed users. Project: install 16 miles of transmission line to increase capacity in areas of the system not able to adequately convey water.	\$22,084,000	3.25%, 30 years	9,500	
22	Harrisburg	C462065-05	Problem: several locations of the distribution system are cast iron watermain that is beyond its useful life, the system includes several dead-end lines, and portions of the system have pipe that is undersized and causes reduced pressures. Project: install 26,200 feet of new PVC watermain to replace the existing pipe, loop the system, and replace undersized mains.	\$6,239,000	3.25%, 30 years	5,698	

Priority Points	Community/ Public Water System	Project Number	Project Description	Est. Loan Amount	Expected Loan Rate & Term	Pop. Served	Dis-advan-taged
22	Lincoln County Rural Water System	C462445-04	Problem: areas of the existing distribution system are undersized to provide needed pressure and capacity to current and proposed users. Project: install 16.1 miles of transmission line to increase pressures and capacity in areas of the system not able to adequately convey water.	\$8,809,000	3.25%, 30 years	6,000	
22	Madison	C462024-03	Problem: several locations of the distribution system are cast iron watermain that is beyond its useful, the system includes several dead-end lines, and portions of the system have pipe that is undersized and causes reduced pressures. Project: install 23,000 feet of new PVC watermain to replace the existing pipe, loop the system, and replace undersized mains.	\$12,308,500	2.75%, 30 years	6,474	Yes
21	Dell Rapids	C462064-10	Problem: several locations of the distribution system are cast iron or asbestos cement watermain that is beyond its useful life, the system includes several dead-end lines, and portions of the system have pipe that is undersized and causes reduced pressures. Project: install 16,300 feet of new PVC watermain to replace the existing pipe, loop the system, and replace undersized mains.	\$9,451,000	3.25%, 30 years	3,633	
20	DeSmet	C462193-03	<i>Problem:</i> the existing water distribution system in the in several areas in the community is old and experiencing excessive breaks and high-water loss and has several dead-end lines, the existing water tower coatings are in need of repair. <i>Project:</i> replace and install approximately 11,300 feet of water main with PVC pipe and loop the system, recoat the interior and exterior of the water tower.	\$5,050,000	3.00%, 30 years	1,089	Yes

Priority Points	Community/ Public Water System	Project Number	Project Description	Est. Loan Amount	Expected Loan Rate & Term	Pop. Served	Dis-advan-taged
20	Salem	C462057-08	<i>Problem:</i> the existing water distribution system in the in western area of the community is old and experiencing excessive breaks and there are dead-end lines causing reduced pressures and water quality. <i>Project:</i> replace and install for looping approximately 8,460 feet of water main with PVC pipe.	\$3,521,000	3.00%, 30 years	1,347	Yes
20	Salem	C462057-09	<i>Problem:</i> the distribution system in the southeastern part of the city is beyond its useful life and has several dead-end lines impacting water quality and pressure. <i>Project:</i> replace and install approximately 3,000 feet of water main with PVC pipe and loop the system.	\$1,097,000	3.00%, 30 years	1,347	Yes
20	Baltic	C462223-05	<i>Problem:</i> several locations of the distribution system are cast iron watermain that is beyond its useful life, the system includes several dead-end lines, portions of the system have pipe that is undersized and causes reduced pressures, and the current storage tower does not peak demand needs. <i>Project:</i> install 6,960 feet of new PVC watermain to replace the existing cast iron pipe, loop the system, and replace undersized mains and construct a new 250,000-gallon elevated storage tower to meet peak day demands.	\$5,693,000	3.25%, 30 years	1,089	
20	Crooks	C462227-03	<i>Problem:</i> several locations of the distribution system are glued-joint PVC watermain that is beyond its useful life, the system includes several dead-end lines, portions of the system have pipe that is undersized and causes reduced pressures, and the current storage tower does not peak demand needs. <i>Project:</i> install 4,630 feet of new PVC watermain to replace the existing pipe, loop the system, and replace undersized mains and construct a new 250,000-gallon elevated storage tower to meet peak day demands.	\$5,683,000	3.25%, 30 years	1,269	

Priority Points	Community/ Public Water System	Project Number	Project Description	Est. Loan Amount	Expected Loan Rate & Term	Pop. Served	Dis-advan- taged
20	Garretson	C462063-04	Problem: several locations of the distribution system are cast iron or asbestos cement watermain that is beyond its useful life, the system includes several dead-end lines, and portions of the system have pipe that is undersized and causes reduced pressures. Project: replace 19 blocks of the existing pipe with new PVC watermain.	\$3,578,662	3.25%, 30 years	1,166	
20	Lennox	C462105-07	Problem: several locations of the distribution system are cast iron watermain that is beyond its useful, the system includes several dead-end lines, and portions of the system have pipe that is undersized and causes reduced pressures. Project: install 6,700 feet of new PVC watermain to replace the existing pipe, loop the system, and replace undersized mains.	\$2,942,000	3.00%, 30 years	2,111	Yes
20	Miller	C462128-06	Problem: several locations of the distribution system are cast iron or asbestos cement watermain that is beyond its useful, the system includes several dead-end mainlines, the current storage reservoir is in need of repair to remain functional, and there are several unused wells that have not been properly abandoned. Project: install 19,000 feet of new PVC watermain to replace the existing pipe and loop the system, rehabilitate the storage tank, and properly abandon the unused wells.	\$4,229,871	3.00%, 30 years	1,489	Yes
19	Colman	C462144-06	<i>Problem:</i> the existing cast iron water distribution system for one block on Loban Avenue is beyond its useful life, several locations in the city are served by long dead-end lines. <i>Project:</i> replace approximately 400 feet of water main with PVC pipe on Loban Avenue and install 2,000 feet of new PVC watermain to loop several areas.	\$480,000	3.00%, 30 years	594	Yes
19	Howard	C462127-01	<i>Problem:</i> portions of the existing distribution system pipe are made of asbestos cement pipe and experiencing leaks. <i>Project:</i> install 7,500 feet of new PVC watermain in various locations.	\$3,652,600	3.00%, 30 years	858	Yes

Priority Points	Community/ Public Water System	Project Number	Project Description	Est. Loan Amount	Expected Loan Rate & Term	Pop. Served	Dis-advan- taged
19	Valley Springs	C462239-03	Problem: the existing water distribution system is old and experiencing excessive breaks and high-water loss and has several dead-end lines. Project: replace and install approximately 15,000 feet of water main with PVC pipe and loop the system.	\$5,412,000	3.25%, 30 years	759	
19	Valley Springs	C462239-04	<i>Problem:</i> the city's two existing well houses are beyond their useful life and the buildings along with equipment are in need of repair. <i>Project:</i> construct two new well houses to include chemical feed equipment in compliance with recommended standards for chemical feed systems.	\$2,703,000	3.25%, 30 years	759	
19	Hill City	C462231-02	Problem: One well serving the water system is in poor condition and produces poor quality water and if that source is unavailable current user demands could not be met. Project: install a new well to provide system redundancy and assure all users will have access to potable water.	\$637,500	3.00%, 30 years	948	Yes
19	Lake Preston	C462011-03	Problem: several locations of the distribution system are cast iron watermain that is beyond its useful, the system includes several dead-end lines, and portions of the system have pipe that is undersized and causes reduced pressures. Project: install 25,200 feet of new PVC watermain to replace the existing pipe, loop the system, and replace undersized mains.	\$7,027,000	3.00%, 30 years	599	Yes
19	Wall	C462033-01	Problem: several locations of the distribution system are asbestos cement watermain that is beyond its useful life, the system includes several dead-end lines, and portions of the system have pipe that is undersized and causes reduced pressures. Project: install 2,000 feet of new PVC watermain to replace the existing pipe, loop the system, and replace undersized mains.	\$1,378,750	3.00%, 30 years	766	Yes

Priority Points	Community/ Public Water System	Project Number	Project Description	Est. Loan Amount	Expected Loan Rate & Term	Pop. Served	Dis-advan- taged
19	Worthing	C462047-03	Problem: several locations of the distribution system are asbestos cement watermain that is beyond its useful life, the system includes several dead-end lines, and portions of the system have pipe that is undersized and causes reduced pressures. Project: install 6,150 feet of new PVC watermain to replace the existing pipe, loop the system, and replace undersized mains.	\$3,866,000	3.25%, 30 years	877	
18	Chancellor	C462122-04	Problem: the distribution system throughout the city is beyond its useful life and has several dead-end lines impacting water quality. Project: replace and install approximately 6,550 feet of water main with PVC pipe.	\$3,300,000	3.00%, 30 years	264	Yes
18	Chester Sanitary District	C462073-01	Problem: the existing distribution system is undersized and beyond its useful life and the system lacks sufficient storage for average day demand and the existing storage is beyond its useful life. Project: replace and install approximately 12,000 feet of water main with PVC pipe and loop the system and installation of a new elevated storage tower.	\$6,500,000	3.00%, 30 years	261	Yes
18	Pine Grove Community Water Association	C462501-01	Problem: the existing distribution system is undersized and beyond its useful life, the SCADA system is beyond its useful life, and the system has only one well which provides no redundancy for water source. Project: replace approximately 12,900 feet of water main with PVC pipe, drill a new well to provide additional source water, replace the existing SCADA system, and purchase a generator in case of a power outage.	\$1,434,700	3.25%, 30 years	450	
18	White	C462118-02	Problem: the distribution system in much of the city is beyond its useful life and has several dead-end lines impacting water quality, the existing interior and exterior coating on the water tower are in poor condition and need repair. Project: replace approximately 17,000 feet of water main with PVC pipe and loop the system and recoat the water tower interior and exterior.	\$6,000,000	2.75%, 30 years	485	Yes

Priority Points	Community/ Public Water System	Project Number	Project Description	Est. Loan Amount	Expected Loan Rate & Term	Pop. Served	Dis-advan-taged
18	Bryant	C462121-02	Problem: several locations of the distribution system are cast iron watermain that is beyond its useful life, the system includes several dead-end lines, portions of the system have pipe that is undersized and causes reduced pressures, and the current storage tower is beyond its useful life and rehabilitation is not feasible. Project: install 7,900 feet of new PVC watermain to replace the existing cast iron pipe, loop the system, and replace undersized mains and construct a new 100,000-gallon elevated storage tower.	\$5,056,000	2.75%, 30 years	456	Yes
18	Randall Community Water District	C462436-06	Problem: several areas within the distribution system are unable to supply demands leading to insufficient pressures and capacity for current and potential new users. Project: install 103.3 miles of parallel and looping pipe to increase pressure and capacity throughout the system.	\$137,874,000	3.00%, 30 years	11,028	Yes (Pending rate increase)
18	Weston Heights Homeowners Association	C462495-02	Problem: the existing water storage tank does not provide adequate storage capacity or pressure to meet demands due to the location and elevation of the tank and the system is served by only one well that does not have backup power. Project: construct a new storage tank in a different location or rehabilitate the existing tank and provide a booster station to allow full use of the available storage volume and pressurize the system and purchase a generator to allow the well to remain in service if power fails.	\$2,629,550	3.25%, 30 years	447	
17	Box Elder	C462003-08	Problem: Parts of the northeastern portion of the distribution system are experiencing over pressurization due to limited looping in the system. Project: Install approximately 3,200 feet of water main to equalize pressures and provide looping.	\$670,400	2.75%, 30 years	7,800	Yes

Priority Points	Community/ Public Water System	Project Number	Project Description	Est. Loan Amount	Expected Loan Rate & Term	Pop. Served	Dis-advan-taged
17	Corona	C462088-02	Problem: the distribution system is beyond its useful life, the includes several dead-end lines, portions of the system have pipe that is undersized and cause reduced pressures. Project: install 10,000 feet of new PVC watermain to replace the existing pipe, loop the system, and replace undersized mains.	\$3,389,000	3.25%, 30 years	109	
15	Platte	C462130-03	Problem: the city is not providing water service to existing facilities along SD Highway 44 on the east and west edges of the city limits and existing water meters are not remote read slowing the ability to locate leaks in a timely manner. Project: install 2,650 feet of PVC pipe to extend service to existing facilities and install automatic meter reading equipment.	\$650,675	3.00%. 30 years	1,230	Yes
15	Beresford	C462187-04	Problem: the water main on 7th Street between 298th and Maple Streets is not looped. Project: install 2,000 feet of PVC water main to loop the system eliminating two dead-ends.	\$227,000	3.00%, 30 years	2,005	Yes
15	Fort Pierre	C462049-03	Problem: the existing storage reservoirs are not sufficient to meet peak day demands. Project: construct a new 700,000-gallon water storage tank and install 19,300 feet of PVC watermain to connect the storage tank to the distribution system and provide redundant looped lines to assure the tanks will not be stranded if a break occurs.	\$5,028,078	3.25%, 30 years	2,078	
14	Mina Lake Sanitary District	C462287-04	Problem: the district's meters are obsolete and unserviceable or require manual reading. Project: replace approximately 440 water meters and install an automatic meter reading system.	\$352,000	2.75%, 10 years	791	
13	Emery	C462248-02	<i>Problem:</i> the existing water meters are beyond their useful life. <i>Project:</i> replace the existing water meters for all users with new remote read meters and software	\$68,000	1.0%, 10 years	447	Yes

Priority Points	Community/ Public Water System	Project Number	Project Description	Est. Loan Amount	Expected Loan Rate & Term	Pop. Served	Dis-advan-taged
13	Presho	C462236-01	Problem: the system's meters are obsolete and unserviceable and require manual reading. Project: replace approximately 350 water meters and install an automatic meter reading system.	\$667,930	2.75%, 10 years	497	
12	Belle Fourche	C462012-04	<i>Problem:</i> the asbestos cement and cast-iron transmission pipe from the city's main well to the community, as well as the transmission main between a booster station and storage tank are beyond their useful life. <i>Project:</i> replace 28,700 feet of water main with PVC pipe.	\$5,328,000	2.75%, 30 years	5,594	Yes (Pending rate increase)
12	Copper Oaks 1	C462457-01	<i>Problem:</i> the existing storage reservoir needs to be recoated and have repairs made, water meters are beyond their useful life, and well house building is in need of repair, and chlorination equipment is beyond its useful life. <i>Project:</i> recoat the reservoir interior and make repairs, replace existing water meters, repair the well house building, and replace chlorinator equipment.	\$91,652	3.25%, 30 years	64	
11	Canton	C462039-05	Problem: the watermains on First and Broadway Streets are beyond their useful life. Project: replace 3,000 feet of water main with PVC pipe.	\$1,926,000	3.00%, 30 years	3,057	Yes
10	Britton	C462188-04	<i>Problem:</i> the existing water distribution system in the industrial park area is old and experiencing excessive breaks and high-water loss and has several dead-end lines. <i>Project:</i> replace and install approximately 6,510 feet of water main with PVC pipe and loop the system.	\$1,043,000	3.00%, 30 years	1,215	Yes
10	Flandreau	C462125-02	<i>Problem:</i> the existing water distribution system in the in several areas in the community is old and experiencing excessive breaks and high-water loss and has several dead-end lines. <i>Project:</i> replace and install approximately 11,500 feet of water main with PVC pipe and loop the system.	\$4,440,000	3.00%, 30 years	2,341	Yes
10	Freeman	C462017-01	Problem: the distribution system on Main and Railway Streets is beyond its useful life. Project: replace 2,874 feet of water main with PVC pipe.	\$1,586,846	2.75%, 30 years	1,306	Yes

Priority Points	Community/ Public Water System	Project Number	Project Description	Est. Loan Amount	Expected Loan Rate & Term	Pop. Served	Dis-advan- tagged
10	Parker	C462026-06	Problem: areas throughout the distribution system are cast iron watermain and asbestos cement pipe that is beyond its useful life, the system includes several dead-end lines, and portions of the system have pipe that is undersized and causes reduced pressures. Project: install 11,300 feet of new PVC watermain to replace the existing pipe, loop the system, and replace undersized mains.	\$3,666,000	3.00%, 30 years	1,022	Yes
10	WEB Water Development Association	C462426-06	<i>Problem:</i> the existing treated water pipeline from the water treatment plant to the intersection of Hwy 83 and 12 does not have capacity to convey water to meet demands. <i>Project:</i> install 10 miles of new 48-inch pipe to parallel the existing line to assure adequate capacity to meet current and future system demands.	\$21,665,000	3.00%, 30 years	35,000	Yes
9	Corsica	C462107-02	Problem: the distribution system on Corse Avenue is beyond its useful life. Project: replace 1,500 feet of water main with PVC pipe.	\$340,635	3.25%, 30 years	592	
9	Wessington Springs	C462210-04	Problem: the distribution system on College Avenue is beyond its useful life. Project: replace 2,700 feet of water main with PVC pipe.	\$674,000	2.75%, 30 years	956	Yes
9	Kadoka	C462061-02	Problem: the distribution system on Poplar Street is beyond its useful life. Project: replace 2,300 feet of water main with PVC pipe.	\$658,000	3.00%, 30 years	654	Yes
9	Kimball	C462415-02	<i>Problem:</i> portions of the existing distribution system pipe on Main Street are beyond their useful life and experiencing leaks. <i>Project:</i> install 1,100 feet of new PVC watermain.	\$270,000	3.00%, 30 years	703	Yes
8	Keystone	C462074-03	<i>Problem:</i> the watermain on Bullion Street is beyond its useful life and not looped with other parts of the distribution system. <i>Project:</i> replace and install 1,300 feet of water main with PVC pipe.	\$593,803	2.75%, 30 years	337	Yes

Priority Points	Community/ Public Water System	Project Number	Project Description	Est. Loan Amount	Expected Loan Rate & Term	Pop. Served	Dis-advan-taged
6	Black Hawk Water Users District	C462393-05	<i>Problem:</i> the existing interstate crossing at exit 52 and transmission main along Sturgis Road do not have adequate capacity to serve current users. <i>Project:</i> install a new interstate crossing increasing size from a 6-inch to a 12-inch watermain and install a new 10-inch main along Sturgis Road parallel to the existing line.	\$6,675,500	3.25%, 30 years	4,000	
4	Humboldt	C462254-03	<i>Problem:</i> storage within the system is insufficient to meet peak day demands. <i>Project:</i> construct a new 100,000-gallon storage reservoir or purchase an existing reservoir from a nearby rural water system.	\$2,085,638	3.25%, 30 years	589	
4	Humboldt	C462254-04	<i>Problem:</i> several locations in the distribution system pipe are beyond their useful life and lack sufficient bury depth. <i>Project:</i> replace 4,150 feet of water main with PVC pipe.	\$1,355,000	3.25%, 30 years	589	
4	Lake Preston	C462011-04	<i>Problem:</i> storage within the system is insufficient to meet peak day demands. <i>Project:</i> construct a new 100,000-gallon storage reservoir	\$2,000,000	3.00%, 30 years	599	Yes
4	Wessington Springs	C462210-05	<i>Problem:</i> the distribution system on Second Street is beyond its useful life. <i>Project:</i> replace 4.5 blocks of water main with PVC pipe.	\$100,000	2.75%, 30 years	956	Yes
3	Rosholt	C462258-02	<i>Problem:</i> the city's existing elevated storage tank is beyond its useful life and in need of major improvements or replacement. <i>Project:</i> construct a new 75,000-gallon elevated storage tank.	\$2,300,000	3.25%, 30 years	423	

ATTACHMENT II – LIST OF PROJECTS TO BE FUNDED IN FFY 2023

Priority Points	Loan Recipient	Project Number	Assistance Amount	Principal Forgiveness ¹	Funding Date	Expected Funding Source²	Fund/Project Eligibility ^{3,4,5}
Loans Expected							
208	South Dakota Ellsworth Development Authority	C462467-01	\$12,192,000	\$12,192,000	Jan. 2023	2022/2023 BIL EC/Repay/Lev. Bonds	3, 5
123	Terry Trojan Water Project District	C462455-03	\$700,000	\$70,000	Jan. 2023	Repay/Lev. Bonds	
82	Clay Rural Water System	C462437-07	\$21,843,000	\$878,238	Jan. 2023	Repay/Lev. Bonds	
58	Brookings	C462019-02	\$40,700,000	\$4,070,000	Jan. 2023	2022/2023 Base/BIL GS /Lev. Bonds	3
33	Brookings	C462019-03	\$1,000,000	\$590,000	Jan. 2023	2022 BIL LSLR	3, 4
138	Vermillion	C462022-05	\$6,637,142	\$663,714	March 2023	Repay/Lev. Bonds	3
88	Murdo	C462108-01	\$429,276	\$42,928	March 2023	Repay/Lev. Bonds	3
77	Wessington	C462302-01	\$673,000	\$67,300	March 2023	Repay/Lev. Bonds	3
48	Henry	C462277-01	\$6,120,000	\$612,000	March 2023	Repay/Lev. Bonds	3
34	New Underwood	C462257-02	\$7,580,000	\$758,000	March 2023	Repay/Lev. Bonds	3
20	Salem	C462057-08	\$3,521,000	\$352,100	March 2023	Repay/Lev. Bonds	3
19	Wall	C462033-01	\$1,378,750	\$137,875	March 2023	Repay/Lev. Bonds	3
18	Chancellor	C462122-04	\$3,300,000	\$330,000	March 2023	Repay/Lev. Bonds	3
18	Chester Sanitary District	C462073-01	\$6,500,000	\$650,000	March 2023	Repay/Lev. Bonds	3
9	Kimball	C462415-02	\$270,000	\$27,000	March 2023	Repay/Lev. Bonds	3
4	Humboldt	C462254-03	\$1,355,000	\$135,500	March 2023	Repay/Lev. Bonds	
4	Lake Preston	C462011-04	\$2,000,000	\$200,000	March 2023	Repay/Lev. Bonds	
90	Rapid City	C462014-05	\$135,000,000	\$4,940,955	June 2023	Repay/Lev. Bonds	3
86	Hot Springs	C462040-03	\$1,054,025	\$105,403	June 2023	Repay/Lev. Bonds	3
67	Raymond	C462385-01	\$2,444,2000	\$2,444,200	June 2023	Repay/Lev. Bonds	3
19	Howard	C462127-01	\$3,652,600	\$365,260	June 2023	Repay/Lev. Bonds	3
19	Hill City	C462231-02	\$637,500	\$63,750	June 2023	Repay/Lev. Bonds	3
13	Emery	C462248-02	\$68,000	\$6,800	June 2023	Repay/Lev. Bonds	3

1. Principal forgiveness amounts shown for loans expected are estimates for planning purposes only.
2. Projects identified using capitalization grant funds are for equivalency requirements planning purposes only, actual projects used for capitalization grant equivalency will be identified on the FFY 2023 annual report.
3. Projects are anticipated to be funded in part utilizing capitalization grant principal forgiveness reserved for disadvantaged communities, this may be from funds within the base capitalization grant, BIL general supplemental, BIL lead service line replacement, or BIL emerging contaminants grant allotments depending on project eligibility.
4. Projects identified are anticipated to be funded in part utilizing BIL lead service line replacement allotments.
5. Projects identified are anticipated to be funded in part utilizing BIL emerging contaminants allotment.

**ATTACHMENT III
BASE PROGRAM FUNDING STATUS**

Federal Fiscal Years 1997 - 2022

Capitalization Grants	\$234,195,698	
BIL Supplemental Grants	\$17,992,000	
State Match (Base and BIL)	\$48,638,340	
ARRA Grant	\$19,500,000	
Set-Asides (Base and BIL)	(\$17,763,242)	
Transfer of FY 2002 & 2003 Clean Water Capitalization Grant and State Match	\$15,574,320	
Leveraged Bonds	\$123,742,076	
Excess Interest as of September 30, 2022	\$61,098,460	
Excess Principal as of September 30, 2022	<u>\$127,375,335</u>	
 Total Funds Dedicated to Loan		 \$630,352,987
 Closed Loans made through September 30, 2022		 <u>(\$584,168,941)</u>
 Unclosed loans and available funds as of September 30, 2022		 \$46,184,046

Federal Fiscal Year 2023 Projections

Base Capitalization Grant	\$7,008,000	
BIL General Supplemental Grant	\$20,800,000	
State Match (combined total)	\$3,481,600	
Set-Asides (combined total)	(\$1,179,250)	
Projected Excess Principal Repayments	\$5,000,000	
Projected Unrestricted Interest Earnings	\$4,000,000	
Leveraged Bonds	<u>\$200,000,000</u>	
Projected FFY 2023 Loan Sub-total		\$239,110,350
 Unclosed loans and funds Available for Loans		 \$285,294,396
 Loans Awarded and Unclosed as of September 30, 2022		 (\$605,360,908)
 Total Funds Available for Loans		 <u><u>(\$320,066,512)</u></u>
 Loan Amount Identified on Attachment II - List of Projects to be Funded in FFY 2023		 <u>\$267,861,293</u>

Administrative Surcharge Funds Available as of September 30, 2022	
Program Income	\$1,044,233
Non-Program Income	<u>\$5,451,927</u>
Total	<u>\$6,496,160</u>

PROGRAM FUNDING STATUS

Federal Fiscal Year 2022

DWSRF BIL Emerging Contaminants Grants	\$7,555,000	
State Match	\$0	
Set-Asides	(\$0)	
Transfer FFY 2022 Grant from CWSRF Emerging Contaminants	\$459,000	
	<hr/>	
Total Funds Dedicated to Loan		\$8,014,000
Closed Loans made through September 30, 2022		<hr/> (\$0)
Unclosed loans and available funds as of September 30, 2022		\$8,014,000

Federal Fiscal Year 2023 Projections

DWSRF BIL Emerging Contaminants Grant	\$7,555,000	
Transfer of FY 2023 Clean Water Emerging Contaminants Grant	\$1,032,000	
State Match	\$0	
Set-Asides	\$0	
	<hr/>	
Projected FFY 2023 Loan Sub-total		\$8,587,000
Unclosed loans and funds Available for Loans		\$16,601,000
Loans Awarded and Unclosed as of September 30, 2022		(\$7,895,000)
Total Funds Available for Loans		<hr/> \$8,706,000
Loan Amount Identified on Attachment II - List of Projects to be Funded in FFY 2023		<hr/> <hr/> \$12,192,000

30 copies of this document were printed
by the Department of Agriculture and Natural Resources
at a cost of \$XXX per copy.

