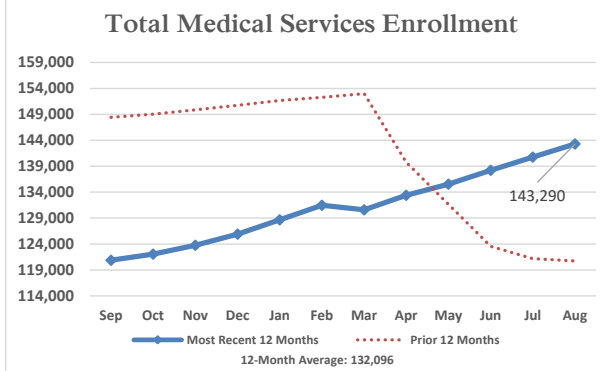
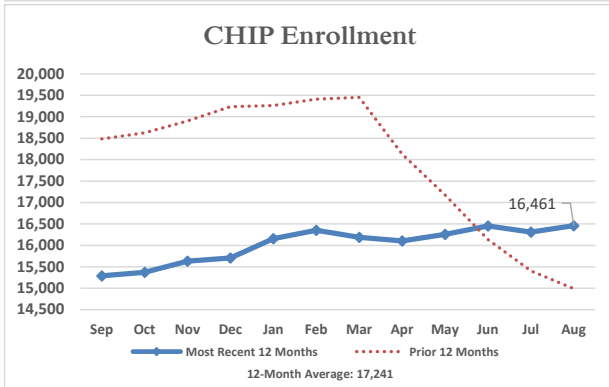
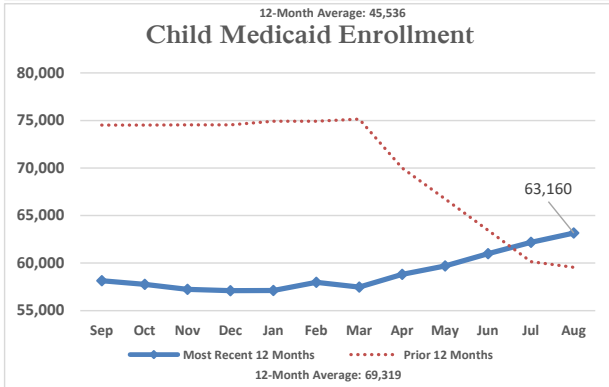
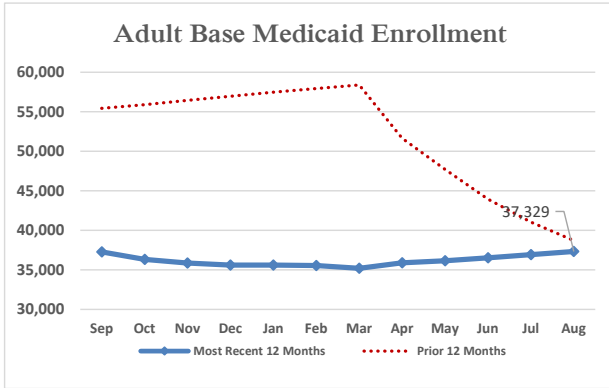


Medical Services Data and Trends

August 2024



Monthly Enrollment Data

Eligibility Category	Enrollees	Monthly Change	Yearly Change
Aged Adults	9,150	130	1,811
Disabled/Blind Adults	13,769	(5)	(1,654)
Pregnant Women	2,520	110	1,131
Parents/Caretaker/Other	11,890	178	(2,668)
Medicaid Expansion Adults	26,340	993	18,862
Medicaid Children	63,160	966	3,604
CHIP Children	16,461	150	1,471
Total Enrollees	143,290	2,522	22,557

Monthly Expenditure Data

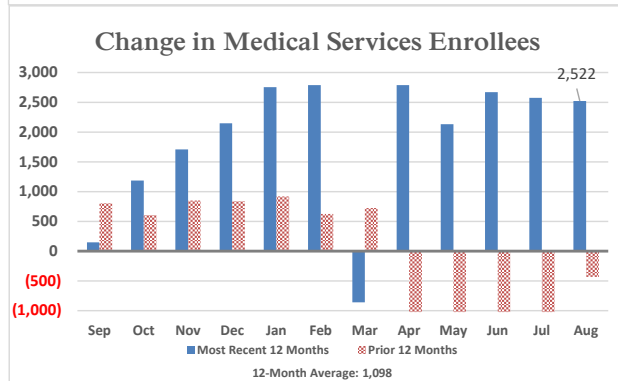
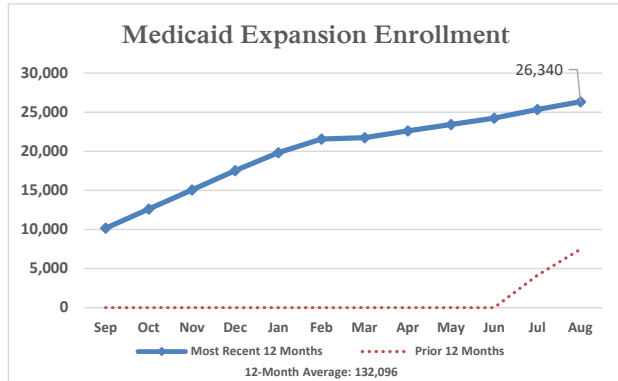
	Medicaid	CHIP	Total
Enrollees	99,110	16,311	115,421
Accessed Care*	49,361	6,476	55,837
Accessed Care as % of Enrollees	50%	40%	48%
Expenditures**	\$112,694,680	\$4,606,819	\$117,301,499
Expenditures per Enrollee	\$1,137	\$282	\$1,016
Expenditures per Access	\$2,283	\$711	\$2,101

*The number of enrollees who accessed care while enrolled in Medicaid.

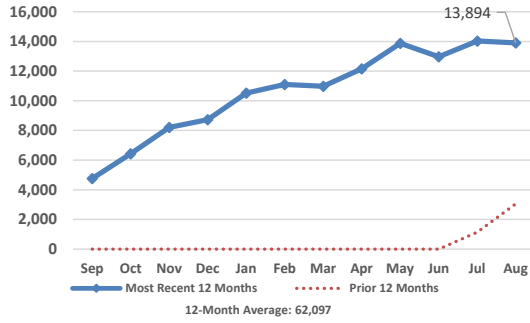
** Does not include premiums for Medicare Part A, Part B, and Part D.

Payments for Medicare Part A, B, & D Premiums

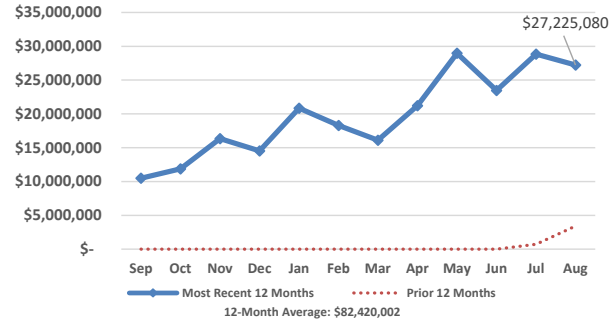
	Part A	Part B	Part D
Persons	1,597	17,866	10,190
Payment	\$778,439	\$3,238,996	\$1,803,766
Average Payment per Person	\$487	\$181	\$177



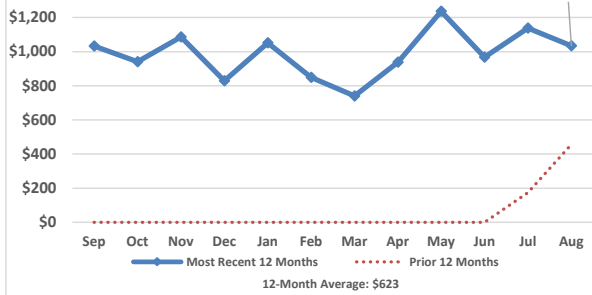
Medicaid Expansion Access



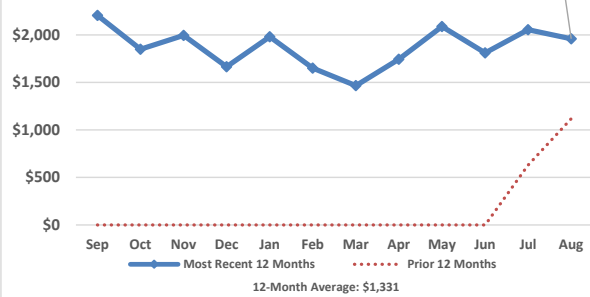
Medicaid Expansion Expenditures



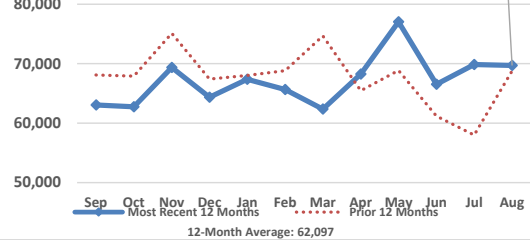
Medicaid Expansion Expenditures per Enrollee



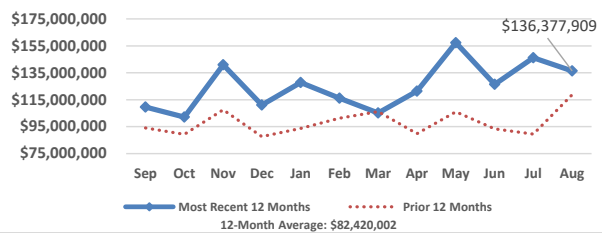
Medicaid Expansion Expenditures per Access



Total Medical Services Access



Total Medical Services Expenditures



Medicaid Budget

SFY	State	Federal	Total
2023 Actual	\$391,473,758	\$841,647,427	\$1,233,121,185
2024 Actual	\$465,784,896	\$1,037,527,352	\$1,503,312,248
2025 Budget	\$628,958,479	\$1,409,165,975	\$2,038,124,454

CHIP Budget

SFY	State	Federal	Total
2023 Actual	\$10,924,573	\$30,993,928	\$41,918,501
2024 Actual	\$15,275,322	\$34,118,608	\$49,393,930
2025 Budget	\$16,767,486	\$34,808,917	\$51,576,403

Total Medical Services Budget

SFY	State	Federal	Total
2023 Actual	\$402,398,331	\$872,641,355	\$1,275,039,686
2024 Actual	\$481,060,218	\$1,071,645,960	\$1,552,706,178
2025 Budget	\$645,725,965	\$1,443,974,892	\$2,089,700,857

Federal Medical Assistance Percentage

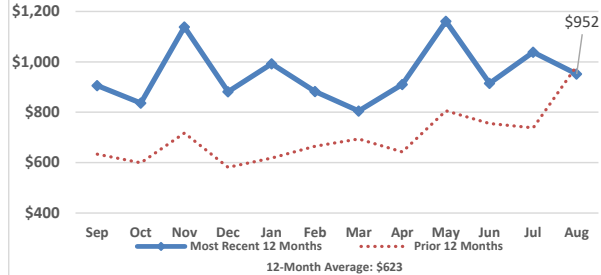
Regular FMAP

	SFY2023	SFY2024	SFY2025
Federal	57.23%	55.42%	53.55%
State	42.77%	44.58%	46.45%

CHIP FMAP

	SFY2023	SFY2024	SFY2025
Federal	70.06%	68.80%	67.15%
State	29.94%	31.20%	32.85%

Total Expenditures per Enrollee



Total Expenditures per Access

