



Joint Committee on Appropriations

South Dakota Game, Fish and Parks

January 26, 2026



PRESENTATION OVERVIEW



**Operations -
Who We Are**



**Agency
Information
IT & Efficiencies**



**Vision and
Mission**



**Supplemental
Appropriations,
FTE & Turnover**



**Budget Structure
& Adjustments**



Revenue



OUR VISION AND MISSION

Mission

We serve and connect people and families to the outdoors through effective management of our state's parks, fisheries, and wildlife resources.

Vision

We will conserve our state's outdoor heritage to enhance the quality of life for current and future generations.

**SERVE.
CONNECT.
MANAGE.**



OUR DIVISIONS

Administration

- Office of Secretary
- GFP Commission
- Legal Counsel
- Engineering
- Communications & Marketing
- Finance & Budget

Wildlife

- Fisheries Management
- 3 Fish Hatcheries
- Wildlife Management
- 725 Game Production Areas
 - 286,975 Acres
- Habitat & Access Programs
- Wildlife Damage Management
- Law Enforcement
- Licensing & Education Services
- Environmental Review & Heritage Program

Parks & Recreation

- 102,418 Acres
 - 13 State Parks
 - 43 Recreation Areas
 - 5 Nature Areas
 - 1 Historic Prairie
 - 70 Lakeside Use Areas
- 4,549 Camp Sites
- 10 Marina/Resorts
- 240 Public Water Access Areas
- Mickelson Trail – 109 miles
- Snowmobile Trail Program – 1,275 miles total

464 PERMANENT STAFF ACROSS THE DEPARTMENT





DEPARTMENT PRIORITIES



Habitat & Access

Expand habitat acres across South Dakota.

Create new partnerships with landowners and conservation groups.

Enhance South Dakota's strong outdoor heritage by providing additional public access to privately owned lands while continuously improving access to existing public lands.



Asset Management

Provide superior outdoor recreational experiences by showcasing South Dakota's natural landscapes and world class state park system.

Ensure sustainability of the resource and actively recruit, retain, and reactivate outdoor enthusiasts.



Customer Service

Deliver excellent customer service and meet our customers where they are.

Foster a culture of continuous improvement, focusing on employee training, proactive issue resolution, and utilizing customer feedback to enhance overall customer satisfaction.



Operational Excellence

Focus on growing employee engagement through enhanced internal communications, increased skills training, effective recruitment, and onboarding tactics to maximize Team GFP's productivity.



AGENCY BUDGETARY STRUCTURE

Game, Fish & Parks has 6 programs provided within the annual general appropriations bill and the Governor's budget book.

BUDGETED

0601 Div. of Administration

0620 Div. of Parks & Recreation-
Maintenance & Operations

0621 Div. of Parks & Recreation-Capital
Development & Improvement (2-year
authority)

INFORMATIONAL

0610 Div. of Wildlife-Operations

0612 Div. of Wildlife-Capital Development
& Improvement (2-year authority)

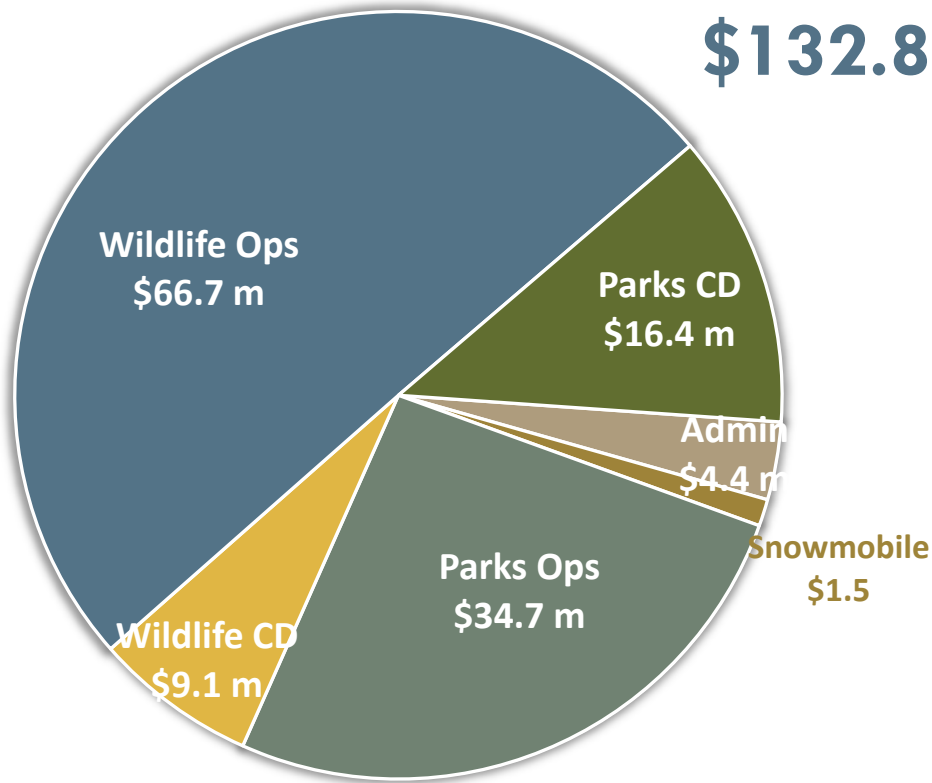
0622 Snowmobile Trails



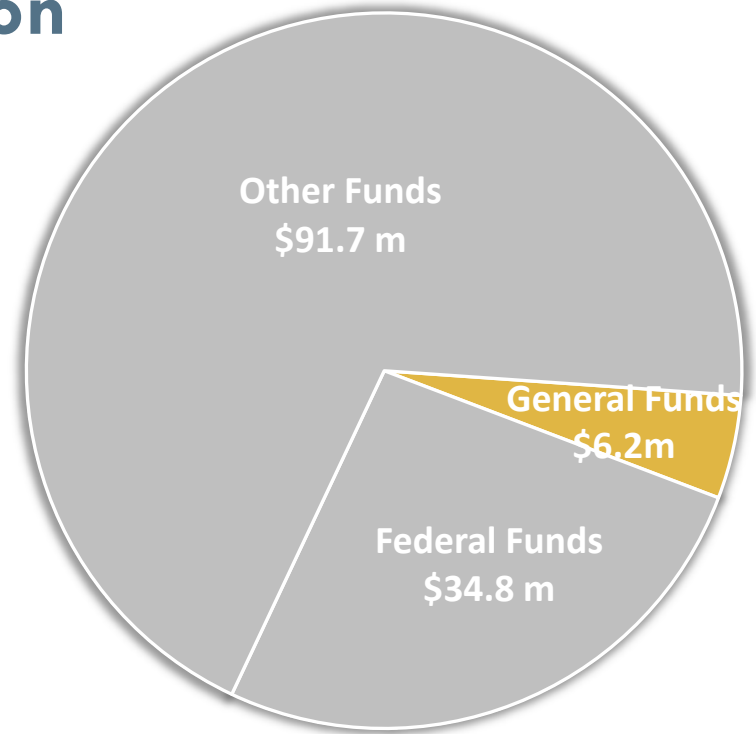
FY2027 PROGRAM BUDGETS & FUNDING SOURCES

FY27 Program Budgets

\$132.8 Million



FY27 Fund Sources





FY2027 GENERAL FUND SUMMARY

Custer State Park Facilities	\$1,923,895
Custer State Park Visitor Center	\$ 123,601
Good Earth State Park	\$ 61,708
Cedar Shores Shoreline Stabilization	\$ 221,833
Angostura Sewer Infrastructure	\$ 110,916
Total General Funds for Bond Payments	\$2,441,953
Division of Administration Operations	\$ 229,970
Division of Parks & Recreation Operations	\$3,569,651
Total General Funds for Operations	\$3,799,621

**\$6.2 Million in
General Funds**



06 GFP TOTAL RECOMMENDED BUDGET

FY27 RECOMMENDED BUDGET= \$132.8 MILLION

Budget	FTE	General	Federal	Other	Total
FY2026 Base Budget	583.9	6,245,753	38,322,957	85,654,417	130,223,127
FY2027 Recommended Budget	<u>583.9</u>	<u>6,241,574</u>	<u>34,846,556</u>	<u>91,714,484</u>	<u>132,802,614</u>
Change	0.0	(\$4,179)	(\$3,476,401)	\$6,060,067	\$2,579,487

Recommended Changes	FTE	General	Federal	Other	Total
Bond Payment Adjustments	0.0	(4,179)	0	0	(4,179)
Div. of Parks & Rec Capital Projects	0.0	0	(213,200)	3,294,800	3,081,600
Div. of Wildlife Operations (Info)	0.0	0	1,400,799	176,267	1,577,066
Div. of Wildlife Capital Projects (Info)	0.0	0	(4,724,000)	2,649,000	(2,075,000)
Div. Of Parks & Rec Operations	<u>0.0</u>	<u>0</u>	<u>60,000</u>	<u>(60,000)</u>	<u>0</u>
Total Recommended Changes	0.0	(\$4,179)	(\$3,476,401)	\$6,060,067	\$2,579,487



DIVISION OF ADMINISTRATION



0601 DIVISION OF ADMINISTRATION

FY27 RECOMMENDED BUDGET = \$4.4 MILLION

Budget	FTE	General	Federal	Other	Total
FY2026 Base Budget	23.3	229,970	0	4,128,265	4,358,235
FY2027 Recommended Budget	<u>23.3</u>	<u>229,970</u>	<u>0</u>	<u>4,128,265</u>	<u>4,358,235</u>
Change	0.0	\$0	\$0	\$0	\$0

Recommended Changes	FTE	General	Federal	Other	Total
Total Recommended Changes		\$0	\$0	\$0	\$0



DIVISION OF WILDLIFE



0610 DIVISION OF WILDLIFE – (INFO)

FY27 RECOMMENDED BUDGET = \$66.7 MILLION

Budget	FTE	General	Federal	Other	Total
FY2026 Base Budget	297.5	0	24,090,870	41,056,337	65,147,207
FY2027 Recommended Budget	<u>297.5</u>	<u>0</u>	<u>25,491,669</u>	<u>41,232,604</u>	<u>66,724,273</u>
Change	0.0	0	\$1,400,799	\$176,267	\$1,577,066

Recommended Changes	FTE	General	Federal	Other	Total
Wildlife Operations	0.0	<u>0</u>	1,400,799	176,267	1,577,066
Total Recommended Changes	0.0	\$0	\$1,400,799	\$176,267	\$1,577,066



0612 DIVISION OF WILDLIFE DEVELOPMENT/IMPROVEMENTS (INFO)

FY27 RECOMMENDED BUDGET = \$9.1 MILLION

Budget	FTE	General	Federal	Other	Total
FY2026 Base Budget	0.0	0	6,712,500	4,462,500	11,175,000
FY2027 Recommended Budget	<u>0.0</u>	<u>0</u>	<u>1,988,500</u>	<u>7,111,500</u>	<u>9,100,000</u>
Change	0.0	0	(\$4,724,000)	\$2,649,000	(\$2,075,000)

Recommended Changes	FTE	General	Federal	Other	Total
Capital Projects	<u>0.0</u>	<u>0</u>	<u>(4,724,000)</u>	<u>2,649,000</u>	<u>(2,075,000)</u>
Total Recommended Changes	0.0	\$0	(\$4,724,000)	\$2,649,000	(\$2,075,000)

- *Itemized list of FY27 projects included on page 16 of LRC Budget Brief Detail Document*



DIVISION OF PARKS & RECREATION



0620 DIVISION OF PARKS & RECREATION

FY27 RECOMMENDED BUDGET = \$34.7 MILLION

Budget	FTE	General	Federal	Other	Total
FY2026 Base Budget	254.0	6,015,783	3,769,587	24,915,897	34,701,267
FY2027 Recommended Budget	<u>254.0</u>	<u>6,011,604</u>	<u>3,829,587</u>	<u>24,855,897</u>	<u>34,697,088</u>
Change	0.0	(\$4,179)	\$60,000	(\$60,000)	(\$4,179)

Recommended Changes	FTE	General	Federal	Other	Total
Bond Payment Adjustment	0.0	(4,179)	0	0	(4,179)
Parks & Rec Operations	<u>0.0</u>	<u>0</u>	<u>60,000</u>	<u>(60,000)</u>	<u>0</u>
Total Recommended Changes	0.0	(\$4,179)	\$60,000	(\$60,000)	(\$4,179)



0621 DIVISION OF PARKS & RECREATION DEVELOPMENT/IMPROVEMENT

FY27 RECOMMENDED BUDGET = \$16.4 MILLION

Budget	FTE	General	Federal	Other	Total
FY2026 Base Budget	0.0	0	3,750,000	9,595,000	13,345,000
FY2027 Recommended Budget	<u>0.0</u>	<u>0</u>	<u>3,536,800</u>	<u>12,889,800</u>	<u>16,426,600</u>
Change	0.0	\$0	(\$213,200)	\$3,294,800	\$3,081,600

Recommended Changes	FTE	General	Federal	Other	Total
New Development Projects	0.0	0	(52,000)	436,000	384,000
Preventative Maint. Projects	0.0	0	28,800	2,887,800	2,916,600
Water Based Rec. Projects	<u>0.0</u>	<u>0</u>	<u>(190,000)</u>	<u>(29,000)</u>	<u>(219,000)</u>
Total Recommended Changes	0.0	\$0	(\$213,200)	\$3,294,800	\$3,081,600

- *Itemized list of FY27 projects included on page 28-29 of LRC Budget Brief Detail Document*



SNOWMOBILE TRAILS PROGRAM

Dedicated Funding Sources

- Snowmobile Licenses
- Snowmobile Gas Tax
- Snowmobile Excise Tax



0622 SNOWMOBILE TRAILS PROGRAM (INFO)

FY27 RECOMMENDED BUDGET = \$1.5 MILLION

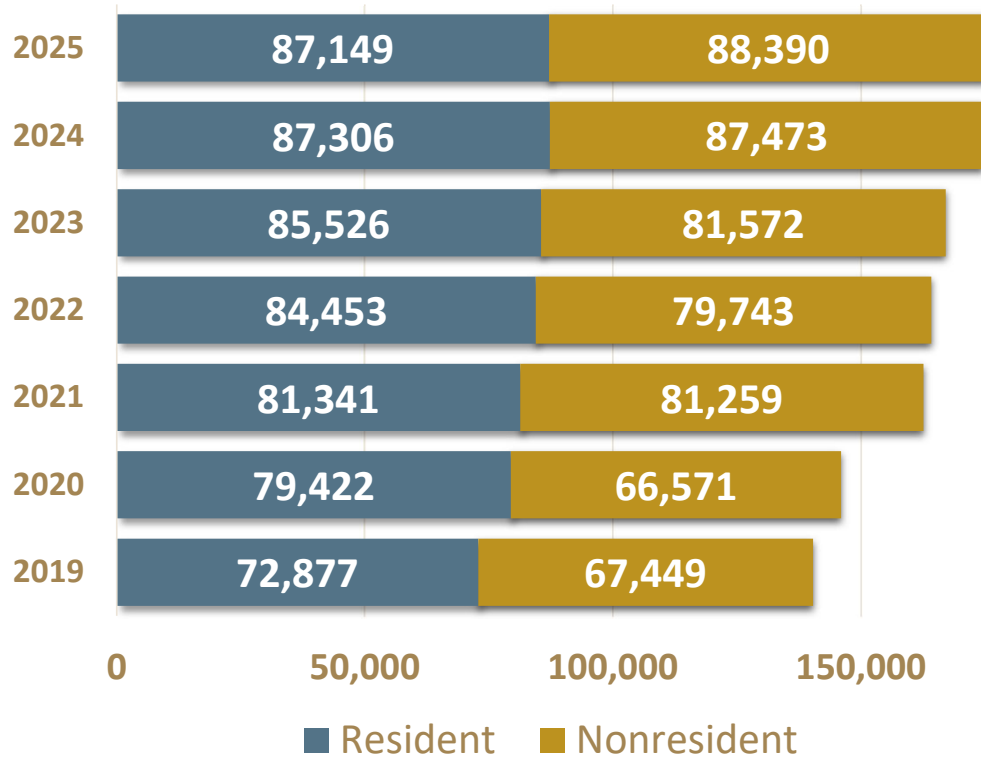
Budget	FTE	General	Federal	Other	Total
FY2026 Base Budget	9.1	0	0	1,496,418	1,496,418
FY2027 Recommended Budget	<u>9.1</u>	<u>0</u>	<u>0</u>	<u>1,496,418</u>	<u>1,496,418</u>
Change	0.0	0	\$0	\$0	\$0

Recommended Changes	FTE	General	Federal	Other	Total
Total Recommended Changes		\$0	\$0	\$0	\$0

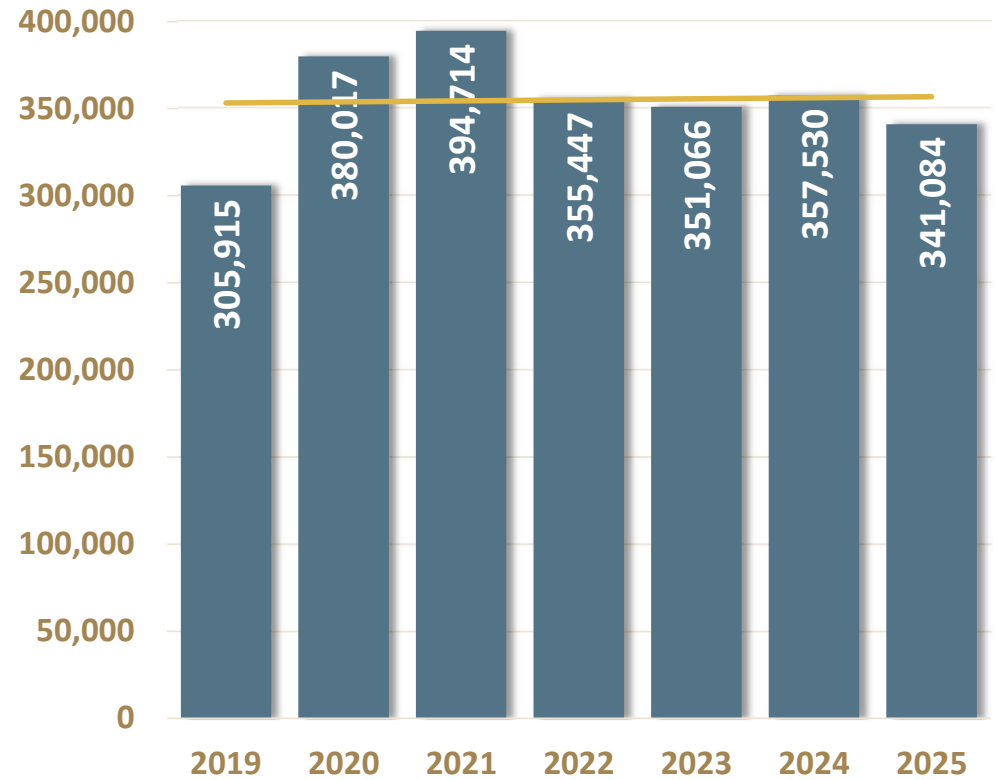


2026 OUTLOOK

LICENSES SOLD TO HUNT SMALL GAME



PARKS CAMPING





MORE EFFECTIVE & EFFICIENT GFP

Staff Skill Development & In-house Construction Projects

- Staff trained in trade skills including trainings through Mitchell and Lake Area Tech Schools.
- Staff led construction for RAS Systems and at Pelican Lake Welcome Center (1,700 sq. ft.)
- Working with Aberdeen and Hot Springs Schools on building camping cabins for Roy Lake and Angostura.
- Park staff are rebuilding the marina breakwater system for North Point Rec. Area.

More Efficiencies and Effectiveness

- RAS within 3 State Fish Hatcheries
- Prioritizing Habitat and Access
- Outdoor Campus Programs

Modernization of Processes and Public Engagement

- Development of internal contract management system
- Since 2020, all GFP Commission Meetings include both in-person and livestream audio & video options with full public participation.



LEGISLATIVE ONE-TIME BUDGET ADJUSTMENTS

\$8,000,000 Special Appropriations Request (HB 1047)

- *Requesting federal and other fund expenditure authority to cover renovations to the Blue Dog Fish Hatchery.*
- *\$3.5M from federal funds + \$4.5M of other funds = \$8M of total project costs. (no general funds)*

\$2,500,000 Amend the Current Year General Bill

- *Requesting other fund expenditure authority to cover one-time capital and development projects in the Parks & Recreation Division.*

2025 FISH STOCKINGS



Walleye Fry

44,432,398



**Walleye
Juveniles**

5,170,274



**Trout &
Salmon**

638,237



Catchables

247,156 from
15 Species

53,845,708 fish (21 species) into 242 waters



RECIRCULATING AQUACULTURE SYSTEMS (RAS) EMBRACING THE FUTURE

Cleghorn Springs Hatchery

- 4,235 lbs of juvenile muskellunge & adult largemouth bass, channel catfish, & bluegill
- 760 lbs of juvenile walleye (1-to-8")

Blue Dog Hatchery

- 184 lbs of adult largemouth bass

McNenny Hatchery


- 2,100 lbs of adult bluegill & channel catfish
- 1,107,398 walleye fry

Planning to increase capacity again in 2026.

Western Dakota Tech and Lake Area Tech collaboration- reared & stocked bluegill & catfish in 2025, currently rearing bluegill



RAS GROWTH – 1 Year



10.5" - 10 months



14"



MODERNIZING HATCHERY PRODUCTION



Since 2020

- Throughout the State Hatchery System
- Total = 34 tanks- 6 systems in production

Proposed Plan 2026-2030

- Add 56 tanks- 15 systems
 - Blue Dog Fish Hatchery

Production Potential

- One tank throughout the course of the year can produce 60,000 fish ranging from 2” to 10”
 - Nearly 1,500 lbs
 - Total: 3,000,000+ fish





GFP's Workforce 2025

583.9 Total FTE with 464+ Full-Time Employees

Over 1,000 Employees on Payroll from May to August

- FY23 Utilization 573.9 FTE / (Unutilized 10.0 FTE = 1.7%)
- FY24 Utilization 576.4 FTE / (Unutilized 7.4 FTE = 1.3%)
- FY25 Utilization 578.9 FTE / (Unutilized 4.97 FTE = 0.9%)

Staff Turnover Rate

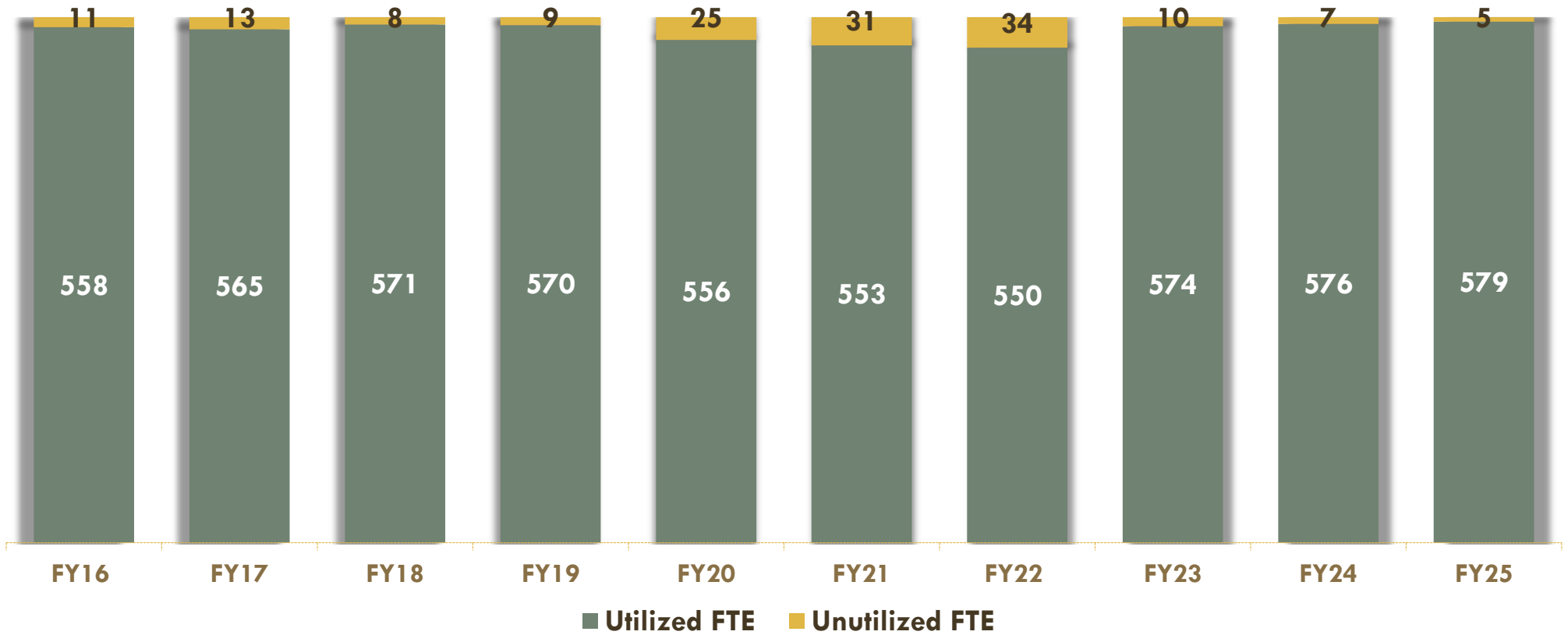
- 2023 GFP 7.7%
- 2024 GFP 7.4% (Statewide Rate = 12.8%)
- 2025 GFP 3.8% (Statewide Rate = 7.2%)

Retirement

- 46 employees < 5 years
- 37 employees eligible now



GFP FTE UTILIZATION PAST TEN YEARS





WORKFORCE VACANCIES & OVERTIME

LONG TERM VACANCIES

Wildlife Division - 1 open policy and data analyst position (Pierre)

State Parks Division - 1 open building engineer assistant (Pierre) 1 open senior secretary position (Pierre)

Today: 5 open conservation officer position

OVERTIME HOURS

FY2023: 13,198 hours

FY2024: 5,740 hours


FY2025: 4,169 hours



METHODS TO INCREASE REVENUE



- GFP Fee Package implemented January of 2025
- No fee increases are planned for 2026.
- Donations – GFP continues to secure private donations for specific capital development projects and initiatives.
- Increased participation supports future growth of services/programs.
- GFP Operates with a User Pay, Public Benefit System.



**GET OUT AND
ENJOY THE
OUTDOORS!**

