



South Dakota
Department of
Social Services

MEDICAID EXPANSION UPDATES for the
JOINT COMMITTEE ON APPROPRIATIONS
July 30, 2024

Medicaid Expansion Enrollment

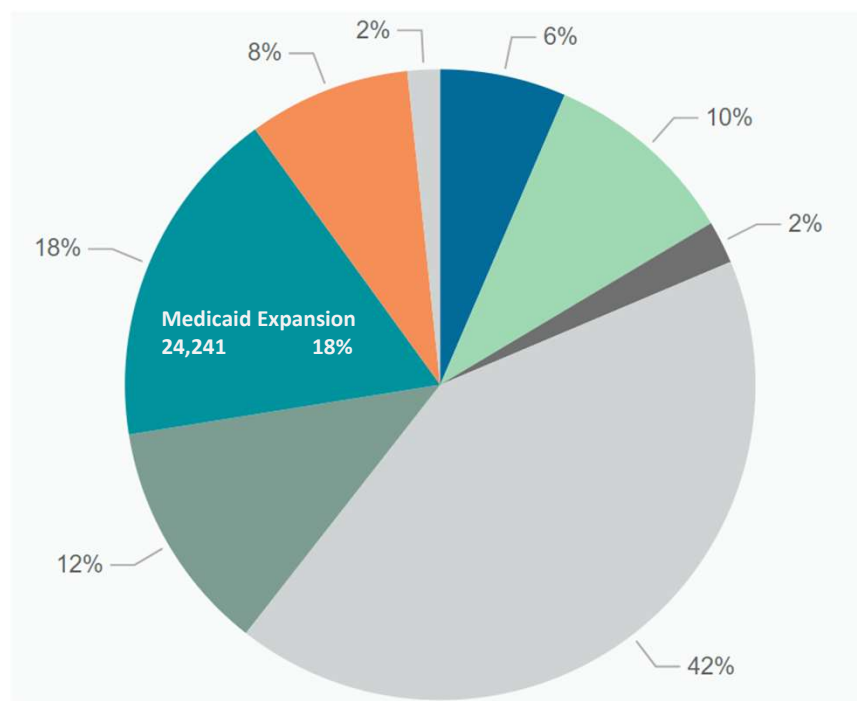
Month	July 23	Aug 23	Sep 23	Oct 23	Nov 23	Dec 23	Jan 24	Feb 24	Mar 24	Apr 24	May 24	June 24	As of July 15, 2024
Total Enrollment in the Month	4,419	7,703	10,365	12,859	15,299	17,767	20,169	21,814	22,116	22,607	23,430	24,311	24,425
Percentage Increase from Prior Month	-	74.0%	34.6%	24.1%	19.0%	16.1%	13.5%	8.2%	1.4%	2.2%	3.6%	3.8%	5%
Average Application Processing Time (in days)	12	16	16	16	14	16	19	18	14	16	21	10	N/A

- Medicaid Expansion enrollment volume per month has declined each month since July 2024 but consistently increased overall in number.



Medicaid Enrollment Data

**Medicaid Enrollment by Coverage Group
June 2024**



**Total Medicaid Enrollment:
138,194**

- Aged
- Blind or Disabled Adults
- Blind or Disabled Children
- Children (Other than disabled, blind, or CHIP)
- CHIP Children
- Expansion
- Low Income Family Adults/Other Adults
- Pregnant & Postpartum Women

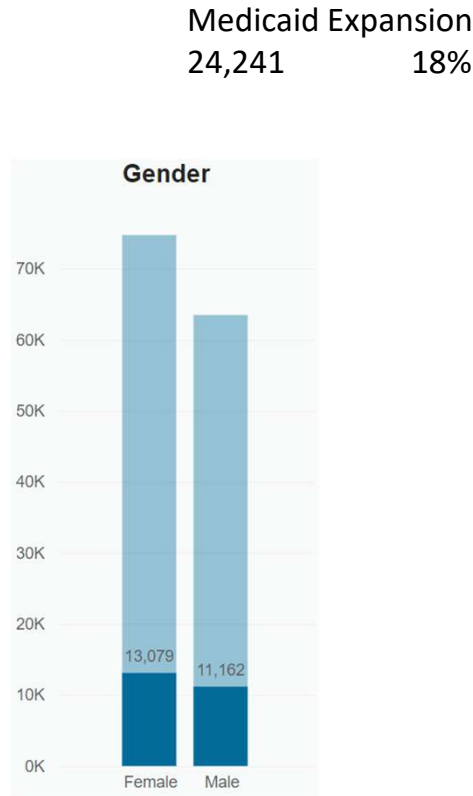
* As of July 15, 2024

Medicaid Expansion Recipient Data

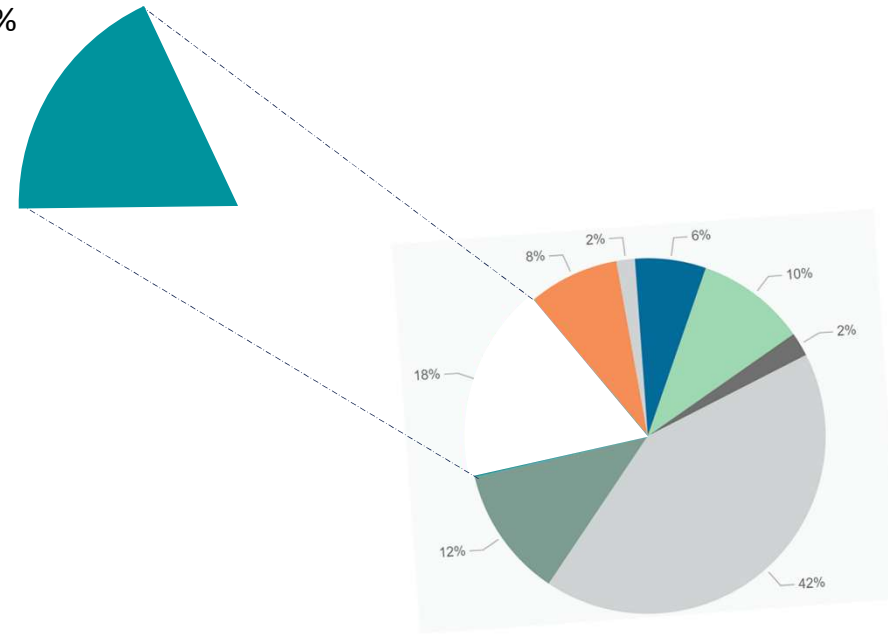
Expansion Population Statistics*

- 24,241 enrolled
- 9% aged 19 or 20
- 75% aged 21 through 54
- 16% age 55+
- 30% are parents
- 54% are female
- 47% also receive SNAP benefits

American Indian or Alaskan Native	8,920
Asian or Pacific Islander	512
Black/African American	1,030
Hawaiian	97
Hispanic	770
Unknown or Other	518
White/Caucasian	12,394
Total	24,241



Medicaid Expansion Enrollment June 2024



* As of July 15, 2024

Health Encounters by Service Type

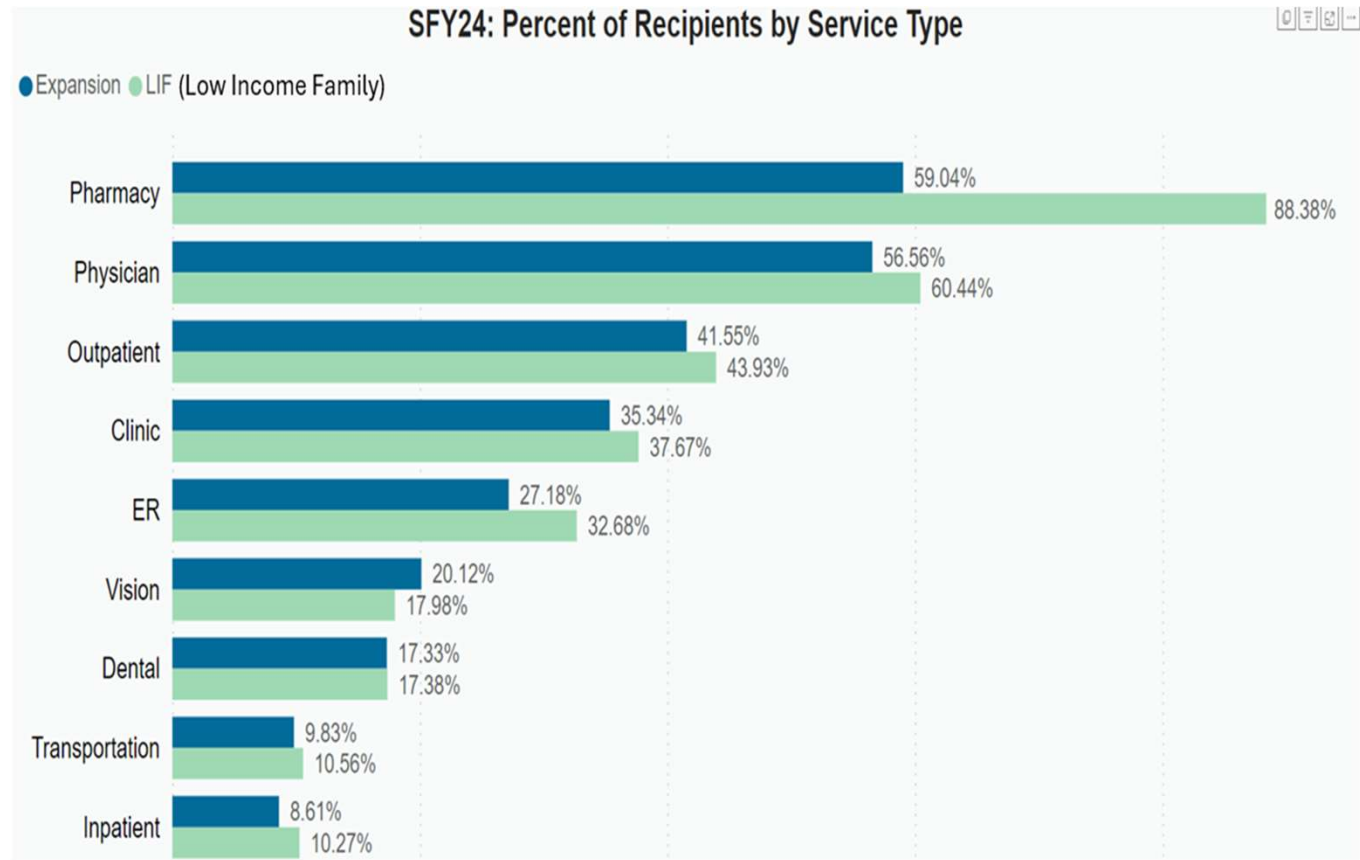
Health Care Encounters*

- 11,039 people (37%) with an office visits for illness or injury
- 8,194 people had one or more visits to the Emergency Room or Urgent Care

Preventative Care

- 12.75% of people with preventative medical claim
- 13.16% of people with preventative dental claim

Preventative Care Measure	% Eligible
Breast Cancer Screenings	19.65%
Cervical Cancer Screenings	10.95%
Colorectal Cancer Screenings	9.10%
Flu Shots	7.69%

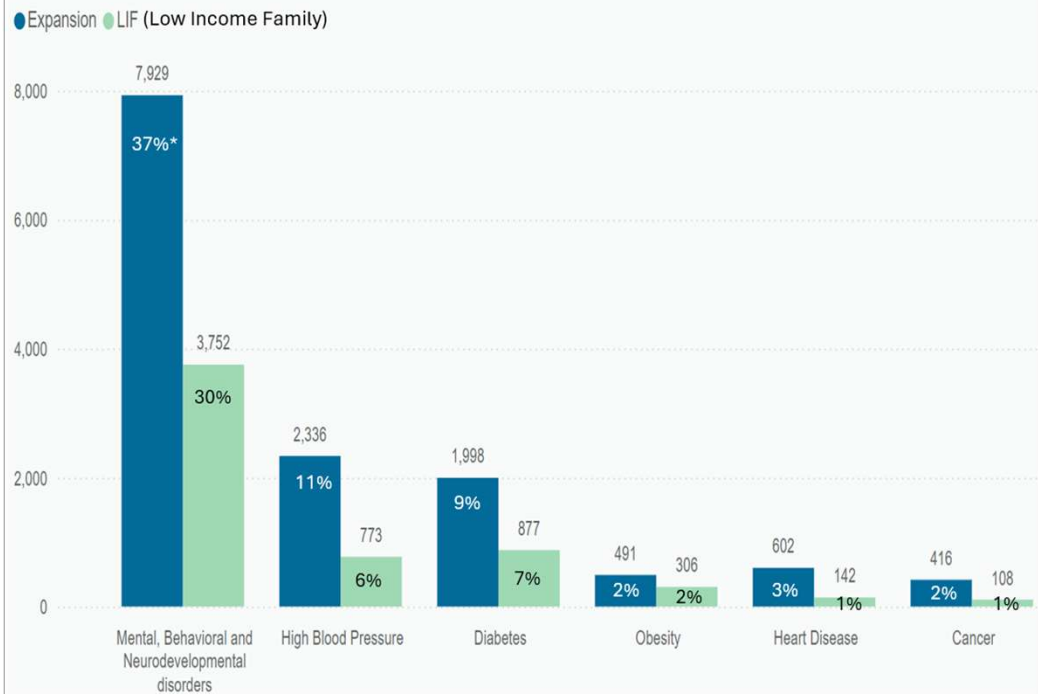


*Encounters are visits to a health care setting (combined claims by type for a recipient on the same date, excludes care management claims)

Data as of July 15, 2024 for Medicaid Expansion population in SFY24

Population Health Descriptions

Count of Recipients with Certain Conditions SFY24



Bar chart counts reflect people for whom a medical service claim was processed for SFY24 services as of July 15, 2024.

*Percentages are portion of eligibility group with claims history.

Care Management Programs

- 4,663 people (15.78%) are part of a Medicaid Health Home

Pregnancy Care

- 632 mothers; 2,826 visits for maternal care

Top Primary Diagnostic Groupings	Average condition cost Expansion	Average condition cost Low Income Family
Behavioral Health and Substance Abuse	\$2,186	\$1,317
Musculoskeletal	\$1,835	\$1,282
Digestive System	\$3,235	\$2,493
Circulatory System	\$3,533	\$1,956
Infection	\$4,674	\$2,273
Respiratory	\$1,137	\$705
Nervous System	\$1,534	\$1,153
Endocrine and Metabolic	\$1,259	\$948

Medical Expenditures

SFY 24 as of July 15th, 2024			
	Total Paid	Utilization (# of Service Encounters)	Recipient Count
Pharmacy	\$ 48,265,738	194,720	17,801
Inpatient	\$ 47,408,347	4,049	2,597
Outpatient	\$ 41,760,889	43,190	12,528
Physician	\$ 23,944,804	139,478	17,051
Clinic	\$ 18,616,745	75,690	10,654
Dental	\$ 4,012,804	10,239	5,225
Transportation	\$ 3,893,295	9,213	2,963
Vision	\$ 1,487,040	7,923	6,066
Durable Medical Equipment	\$ 1,152,438	4,511	1,648
Care Management	\$ 619,789		23,549

Expansion Per Member Per Month Cost:
\$845.80

Low Income Families Per Member Per Month Cost:
\$797.53
(most similar non-expansion aid category for comparison)

Note: Information as of July 15, 2024. Claims for services in SFY24 continue to be processed. Totals will change as additional bills are adjudicated.

DSS Medicaid Expansion SFY2024 Expenditures

DSS Medicaid Expansion SFY2024 Expenditures	General	Federal	Other	Total
DSS Medical Services	\$13,807,655	\$165,582,555	\$0	\$179,390,210
DSS Community Behavioral Health	\$594,167	\$5,347,503	\$0	\$5,941,669
Total SFY2024 DSS Medicaid Expansion Expenditures:	\$14,401,822	\$170,930,058	\$0	\$185,331,879

Thank You

Get in touch:

Phone: 605-773-3165

Web: DSS.SD.GOV

Email: DSSINFO@STATE.SD.US

