



South Dakota
Department of
Social Services

PRESENTED TO THE HEALTH & HUMAN SERVICES COMMITTEE
January 17, 2024

[DSS.SD.GOV](https://dss.sd.gov)

DSS MANAGEMENT TEAM



Alex Mayer
Chief of Children
and Families



Heather Petermann
Medicaid Director
Starting Feb. 4



Tiffany Wolfgang
Chief of Behavioral
Health



Matt Althoff
Cabinet Secretary



Brenda Tidball-Zeltlinger
Deputy Secretary



Jason Simmons
Chief Financial
Officer



Jeremy Lippert
Legal Services
Director



Emily Richardt
Communications &
Administrative
Services



Carrie Johnson
Economic
Assistance



Jeremy Johnson
Human Services
Center



Phillip Rose
Operations



Molly Luebke
Human Resources



Pamela Bennett
Child Protection
Services



Melanie Boetel
Behavioral Health
Deputy Director



Becky Nelson
Licensing and
Accreditation



Max Wetz
Child Support

DSS - CONTACT LIST

Department of Social Services

Matt Althoff, Secretary
Work: 605-773-3165
Email: Matt.Alothoff@state.sd.us

Finance

Jason Simmons, Chief Financial Officer
Work: 605-773-3165
Email: Jason.Simmons@state.sd.us

Communications

Emily Richardt, Director of Communications & Administrative Services
Work: 605-773-3165
Email: Emily.Richardt@state.sd.us

Behavioral Health Services

Tiffany Wolfgang, Chief of Behavioral Health
Work: 605-367-5236
Email: Tiffany.Wolfgang@state.sd.us

Human Services Center

Jeremy Johnson, Administrator
Work: 605-668-3100
Email: Jeremy.Johnson@state.sd.us

Division of Behavioral Health

Melanie Boetel, Director
Work: 605-367-5236
Email: Melanie.Boetel@state.sd.us

Medical Services (interim), Operations, Licensing & Accreditation

Brenda Tidball-Zeltinger, Deputy Secretary
Work: 605-773-3165
Email: Brenda.Tidball-Zeltinger@state.sd.us

Legal Services

Jeremy Lippert, Director
Work: 605-773-3165
Email: Jeremy.Lippert@state.sd.us

Children and Family Services

Alex Mayer, Chief of Children & Family Services
Work: 605-773-3227
Email: Alex.Mayer@state.sd.us

Division of Economic Assistance

Carrie Johnson, Director
Work: 605-773-4678
Email: Carrie.Johnson@state.sd.us

Division of Child Support

Max Wetz, Director
Work: 605-773-3641
Email: Max.Wetz@state.sd.us

Division of Child Protection Services

Pamela Bennett, Director
Work: 605-773-3227
Email: Pamela.Bennett@state.sd.us

About DSS

The South Dakota Department of Social Services is one of the state's largest agencies with more than 1,500 employees serving from 43 different office locations across South Dakota. Our mission is to serve children, families, individuals, seniors and people with disabilities through some of the most difficult times in their lives with the safety net programming and services we have been tasked to provide.



Focus on Impact:

We focus on important issues and challenges to maximize impact.

Customer Centric:

We treat customers with respect and provide a "no wrong door" approach.

Build Partnerships to Maximize Results:

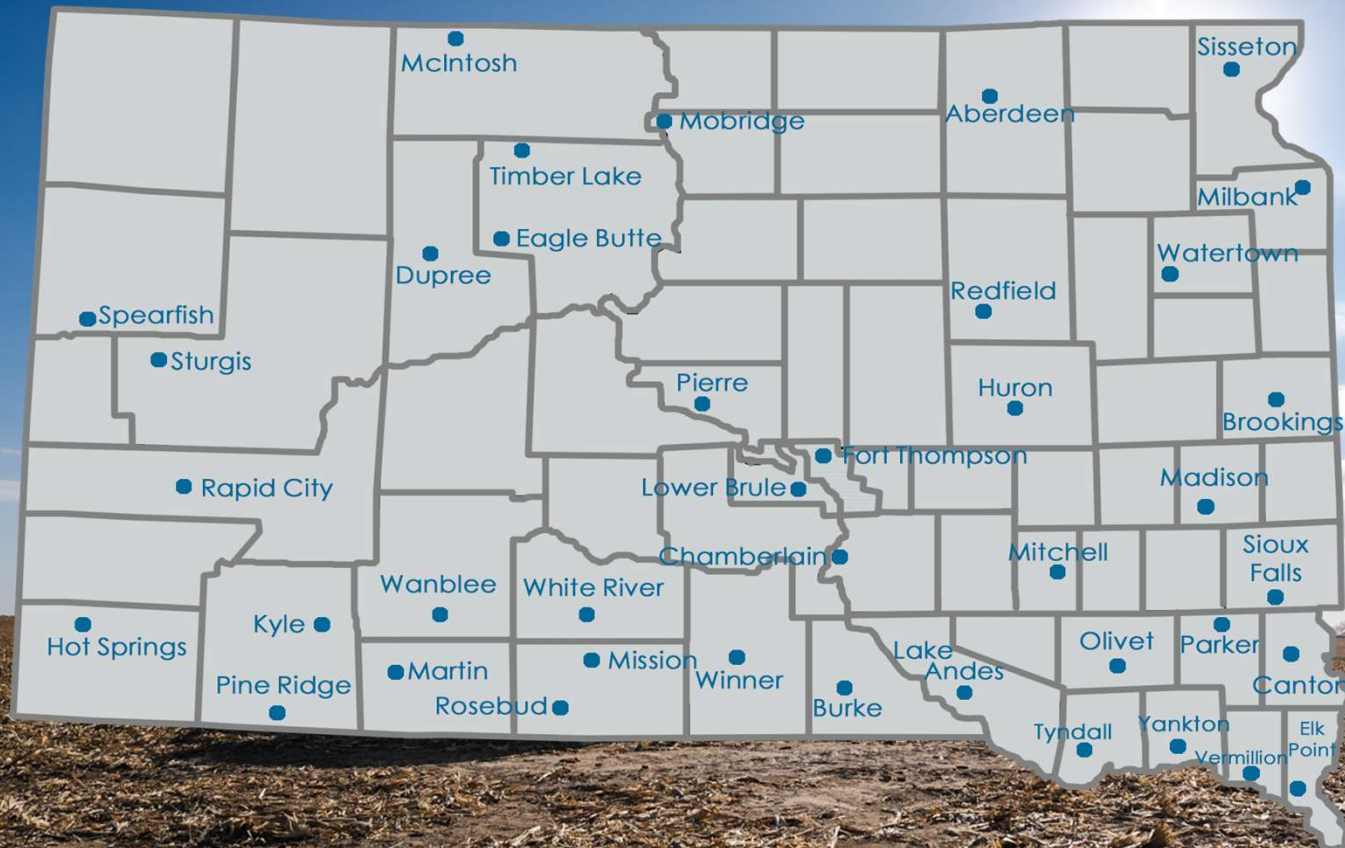
We believe collaboration, teamwork, and partnerships are key to delivering results.

Develop Our People:

We promote professional growth and development by empowering staff.



DSS LOCAL OFFICES (includes “itinerant” locations)



DSS Mission & Vision



STRONG FAMILIES - SOUTH DAKOTA'S FOUNDATION AND OUR FUTURE

The South Dakota Department of Social Services
is dedicated to strengthening families to foster health,
wellbeing, and independence.

[DSS.SD.GOV](https://dss.sd.gov)

NATIONALLY-RECOGNIZED FOR PROGRAM QUALITY

- **Medicaid** – Only state in the nation to receive continuous exemption since 2010 from recovery audit contractor requirements.
- South Dakota's **SNAP** payment accuracy rate is 96.93% compared to the national average of 88.46%.
- Collected \$10.5 million in **third party liability**, estate recovery and fraud collections.
 - Less than 1% of collections are fraud related.
- **Child Support** – Ranked in the top twelve nationally for the last 16 years. As a result, the program earned financial program awards for top performance each year.
- **Child Care Assistance** – 99% payment accuracy compared to national average of 95%.



STRATEGIC PLAN 2021-2025



Strategic Plan Outcomes: <https://dss.sd.gov/docs/contactus/outcomes.pdf>

FEDERAL POVERTY GUIDELINES

2023 CALENDAR YEAR FEDERAL POVERTY GUIDELINES							
Annual Amount at Various Income Percentage Levels							
Family Size	100%	130%	138%	182%	185%	200%	209%
1	\$14,580	\$18,954	\$20,121	\$26,536	\$26,973	\$29,160	\$30,473
2	\$19,720	\$25,636	\$27,214	\$35,891	\$36,482	\$39,440	\$41,215
3	\$24,860	\$32,318	\$34,307	\$45,246	\$45,991	\$49,720	\$51,958
4	\$30,000	\$39,000	\$41,400	\$54,600	\$55,500	\$60,000	\$62,700
5	\$35,140	\$45,682	\$48,493	\$63,955	\$65,009	\$70,280	\$73,443
6	\$40,280	\$52,364	\$55,586	\$73,310	\$74,518	\$80,560	\$84,186
7	\$45,420	\$59,046	\$62,680	\$82,665	\$84,027	\$90,840	\$94,928
8	\$50,560	\$65,728	\$69,773	\$92,020	\$93,536	\$101,120	\$105,671
Each Additional (approximately)	\$5,140	\$6,682	\$7,093	\$9,355	\$9,509	\$10,280	\$10,743

South Dakota

Medicaid (Pregnant Women)	138%
Medicaid Expansion	138%
Medicaid Children	182%
CHIP Children's Health Insurance Program	209%
SNAP	130%
LIEAP	200%
Child Care	209%
Community Behavioral Health	185%





South Dakota
Department of
Social Services

SUPPLEMENTAL NUTRITION ASSISTANCE PROGRAM (SNAP)

SUPPLEMENTAL NUTRITION ASSISTANCE PROGRAM (SNAP)



Supplemental Nutrition Assistance Program (SNAP)

- Helps low-income South Dakotans buy the food they need to stay healthy while they work to regain financial independence

Who we serve

- Low-income individuals, families, pregnant women, and children
- Persons with disabilities
- Elderly

Services provided

- Program eligibility determinations
- Connections to work
- Referral and case management services
- Quality Control to ensure program integrity

SNAP – CONNECTIONS TO WORK

SNAP Employment & Training (E&T)

The SNAP E&T program helps participants gain the skills, training, or work experience needed to (re)enter or remain in the workforce. Participants have access to training and support services that help them work toward self-sufficiency.

SNAP recipients must participate in a work/community service activity unless they already work at least 30 hours per week or meet an exemption. Able-bodied adults without dependents (ages 18 to 52) may only receive SNAP benefits for 3 months out of every 36 months if they are not participating in a work activity.

- For participants who began employment through SNAP E&T, 65% (SFY23) remained employed 30 days after starting a job.
- The average starting wage was \$14.06/hour and 30 hours per week.
- SFY24 YTD 50% retention at 30 days, average starting wage \$14.36 and 36 hours per week

DSS partners with DLR and the State's four technical colleges – providing support to E&T participants who are pursuing careers through education and training programs at South Dakota's Technical Colleges.

- 27 enrolled and 15 completions SFY23
- 31 enrolled for SFY24 to date

Department of Social Services, Economic Assistance contracts these services in partnership with the SD Department of Labor & Regulation.



SUPPLEMENTAL NUTRITION ASSISTANCE PROGRAM (SNAP)

Purpose:

- Provides food benefits to low-income families to supplement their grocery budget
- SNAP benefits are not intended to cover all food costs; aides in the purchase of nutritious foods essential for health and well-being
- SNAP reduces poverty and food insecurity while stimulating economic growth
 - SFY23 \$160,483,263 SNAP benefits issued to South Dakota households
- Eligibility/Amount of Benefit is based on household size, income and allowable expenses
- SNAP benefits are made available on an Electronic Benefit Transfer (EBT) card which can be used at any grocery store or retailer authorized to accept SNAP benefits

SUPPLEMENTAL NUTRITION ASSISTANCE PROGRAM (SNAP)

Nutrition Education (SNAP-Ed)

SNAP-Ed helps recipients stretch their SNAP dollars

- Teaches how to shop for and cook healthy meals
- Promotes physically active lifestyles

DSS contracts these services in partnership with South Dakota State University and SDSU Extension and Community Wellness Coalitions

SNAP-Ed initiatives include:

- On-line and classroom training
- Bountiful Backpack Program
- Chronic Disease Self-management
- Walk with Ease Program
- Families Eating Smart, Moving More Program
- Pick It, Try It, Like It Campaign



South Dakota
Department of
Social Services

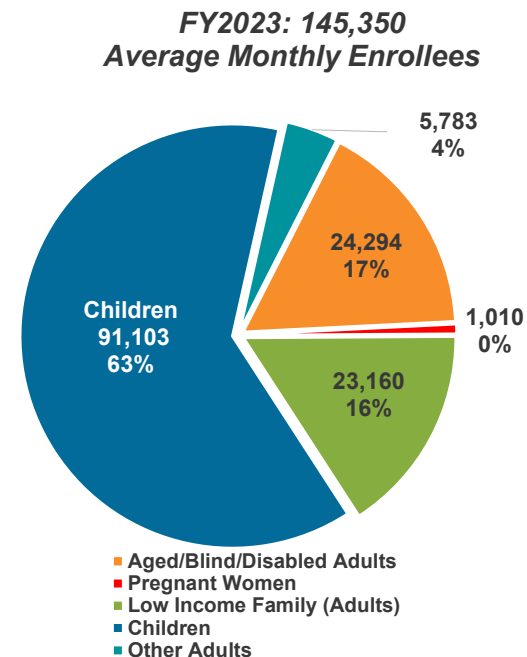
MEDICAID EXPANSION

MEDICAID 101

South Dakota operates a conservative program with income guidelines at federal minimums with the exception of CHIP

- Medicaid is an entitlement program - all people enrolled must be served.
- Federal-state partnership governed by the Medicaid State Plan.
- Program historically covered primarily children - this will shift with Medicaid expansion.
- Covered services must be medically necessary and physician ordered.
- Over **18,000** enrolled providers with **3,000** on average providing services each month

SD remains the only state in the nation to receive a continuous exemption from additional federal audit requirements due to the low prevalence of payment errors



MEDICAID ~ Who? What?

Medicaid is the nation's public financed health care coverage program for low-income people enacted in 1965 under Title XIX of the Social Security Act. The Children's Health Insurance Program (CHIP) was enacted in 1997 under Title XXI.

Who we serve

- Children
- Low-Income Families
- Pregnant Women (full coverage)
- Elderly
- People with Disabilities
- Low-Income Adults (Medicaid Expansion)
- Enrolled Providers



Covered services

- Inpatient & Outpatient hospital
- Prescription Drugs
- Physician Services
- Clinic Services
- Medicare premiums
- Other medical and dental services.

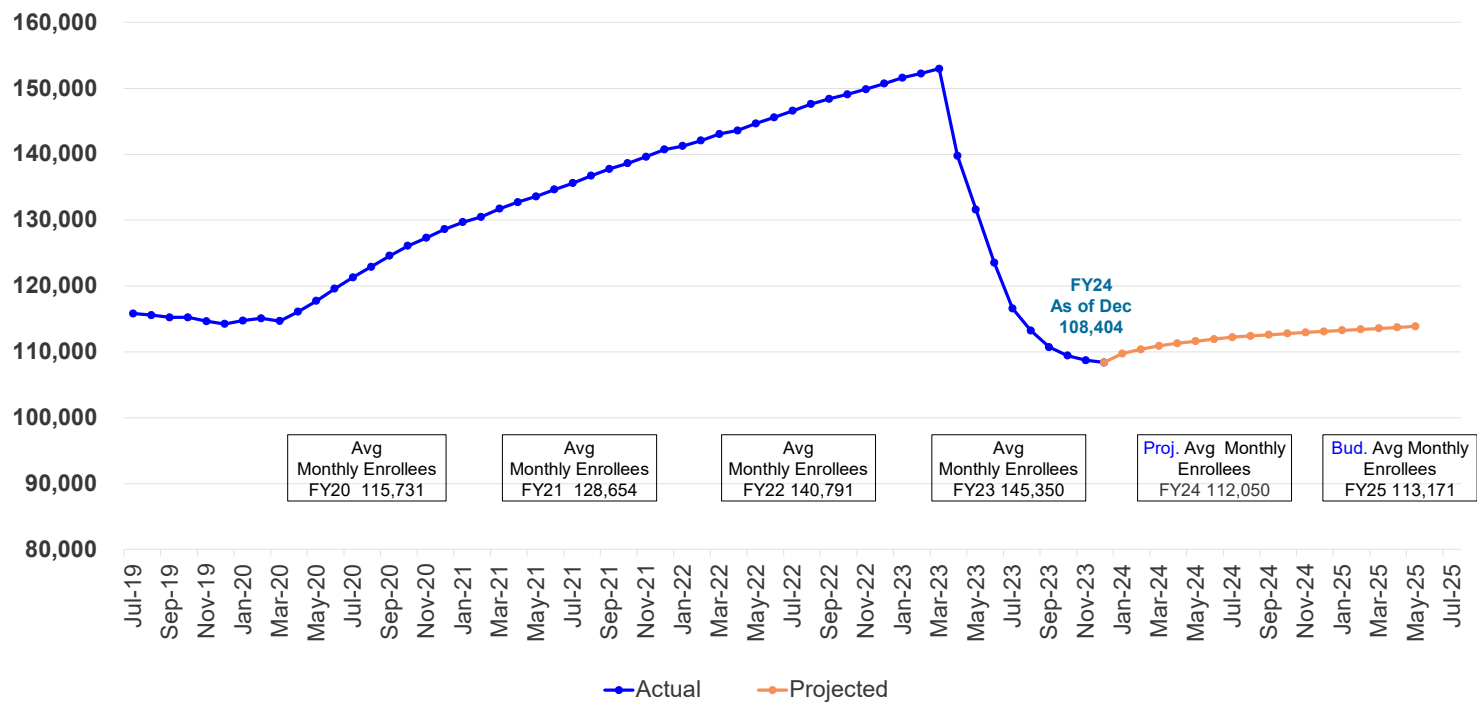


Services provided

- Provider Enrollment
- Claims Processing
- Program Administration
 - Data Analytics
 - Policy & Program Design
- Program Integrity
- Pharmacy Management
- Care Management
 - Primary Care Case Management
 - Health Homes
 - Pregnancy Program
 - Prior Authorization

TRADITIONAL MEDICAID & CHIP ENROLLMENT

Average Monthly Enrollees
Title XIX and Title XXI (Traditional Medicaid & CHIP)



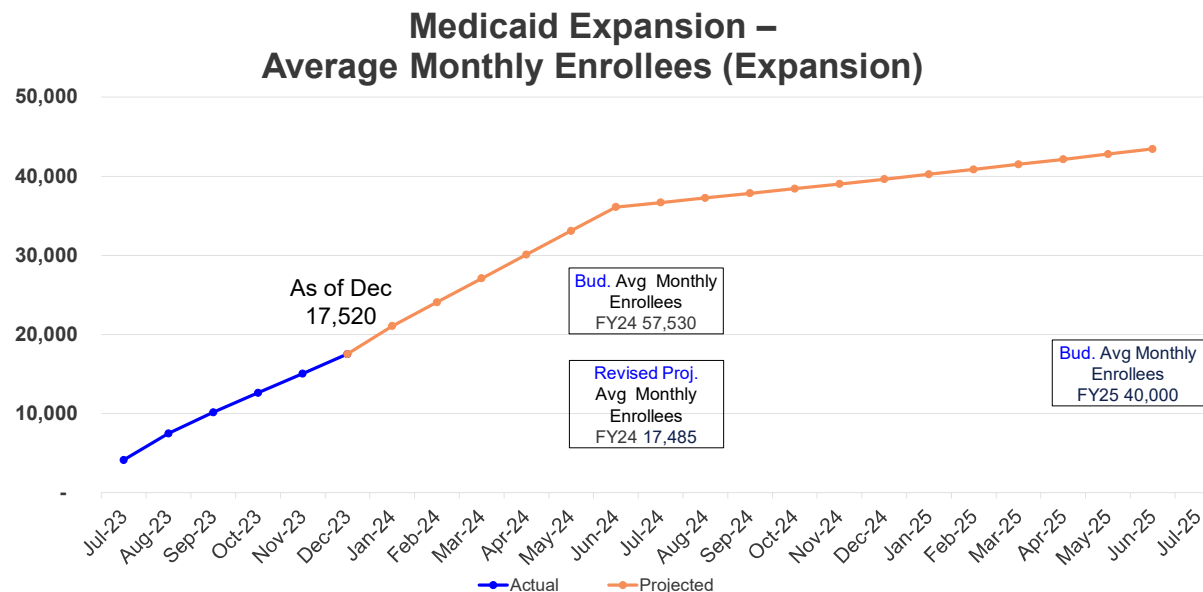
*Does not include Medicaid Expansion

MEDICAID EXPANSION - INFRASTRUCTURE SUPPORTING

- Began processing applications in June 2024 for July 1 effective date
- In addition to hiring staff appropriated in the FY24 budget to process applications, DSS anticipated several mitigation strategies including
 - Targeting specialists with sole focus on Medicaid expansion applications
 - Training additional central staff to provide "back up" if needed
 - Adjustments to website for more user-friendly look and to promote use of on-line application
 - Modifications to phone systems if high call volumes are experienced
- Webinars and presentations offered to providers and other stakeholders known to assist individuals with applications
- To date, Staff have processed Adult Group applications for approximately 26,632 applicants.
 - From July 2023 through December 2023, 68.3% of individuals applying for the Adult Group were approved and 31.7% were denied.

MEDICAID EXPANSION - ENROLLMENT

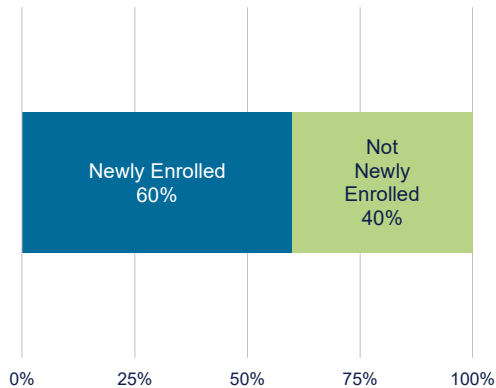
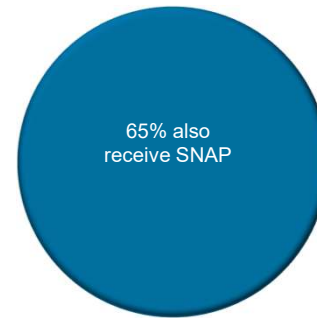
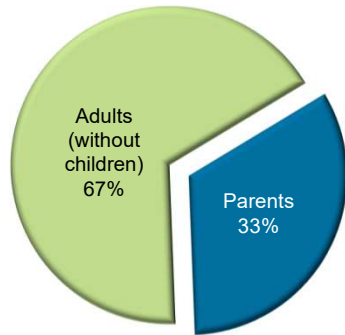
- Revised projections based on updated assumptions related to take-up rate for enrollment
 - Enrollment increasing at an average 26.4% in the last three months.
 - Revised projections reflect continued increases but at take up rate lower than appropriated SFY24.
 - Projecting continued gradual increases with 40,000 average monthly enrolled in SFY25
 - Expect continued gradual growth into SFY26



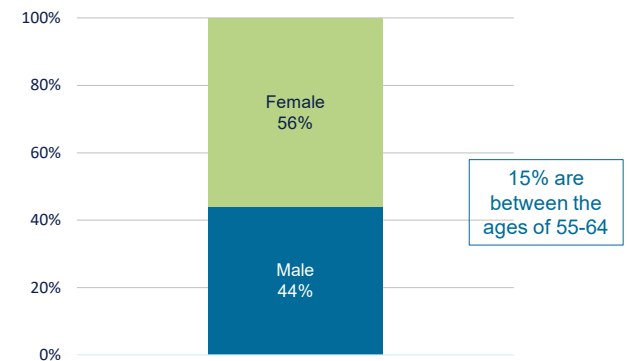
MEDICAID EXPANSION

Demographics of the Expansion Population (based on data through Dec 2023)

<https://dss.sd.gov/keyresources/statistics.aspx>



Newly enrolled to Medicaid
(have not been enrolled in Medicaid prior 12 months)



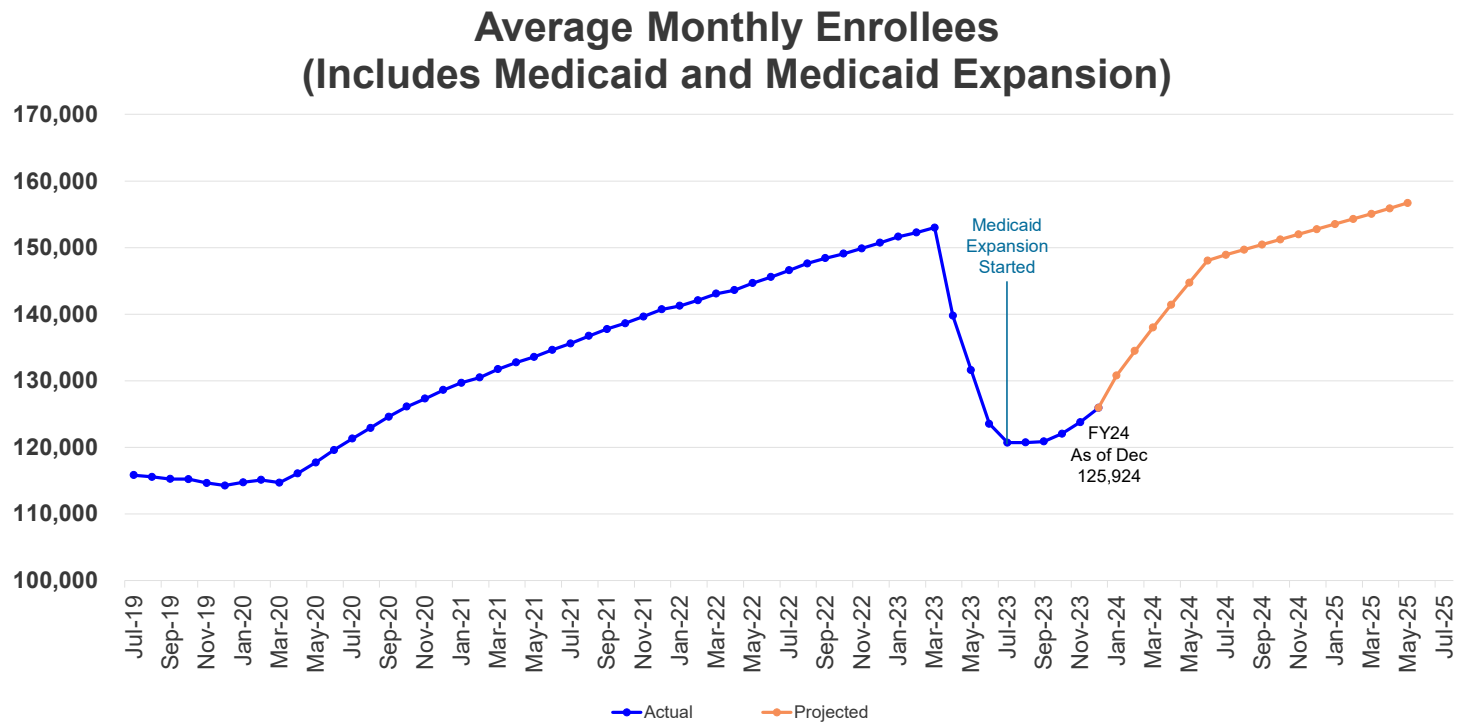
MEDICAL SERVICES - MEDICAID EXPANSION

FY2024 Medicaid Average Monthly Enrolled (Medicaid Expansion)

- Revised projections based on actual take up rate
- Substantive technology changes necessary to process claims
- Provider portal updated July 1 for recipients, providers to be able to verify eligibility status
- Lag in timing of hospital claims submission limiting ability to do detailed comparative analysis of cost
 - Dental/pharmacy claims accepted July 1
 - Clinics/physicians accepted August 1
 - Hospital claims late September
 - 80% of all enrollees have submitted at least one claim
- Based on actuals, revising SFY24 and SFY25 budget based on slower than projected take up rates and "buy down" of general fund match

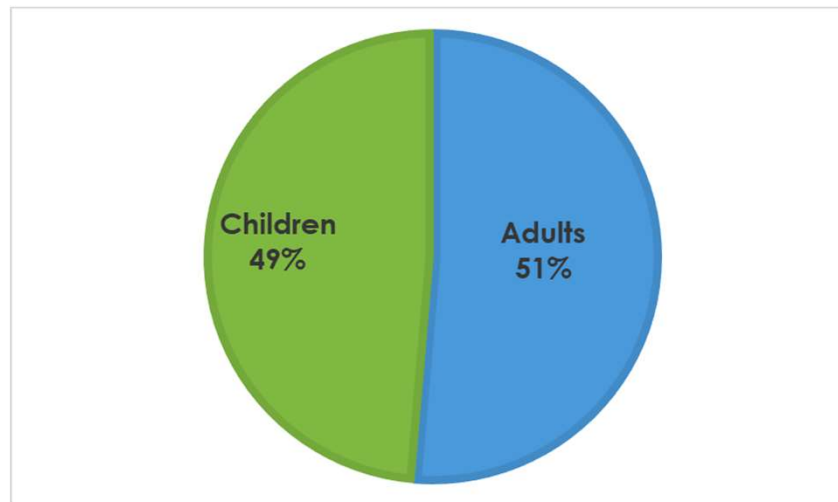
Medicaid Enrollment Monthly Avg.	Appr. Budget FY24	Revised Budget FY24	Change
Medicaid Expansion Enrollment	57,530	17,485	(40,045)

MEDICAID & MEDICAID EXPANSION



MEDICAID & MEDICAID EXPANSION

- Medicaid Enrollees 113,171
- Expansion Enrollees 40,000
- **Combined Enrollment: 153,171**



Thank You

Get in touch:

Phone: 605-773-3165
Web: DSS.SD.GOV
Email: DSSINFO@STATE.SD.US

