



SOUTH DAKOTA
DEPARTMENT OF HEALTH

**Flandreau Santee Sioux Tribe
SD Tribal Relations Committee
July 31, 2023**



STRATEGIC PLAN

2020 – 2025

Vision Every South Dakotan
Healthy and Strong

Mission Working together to promote, protect,
and improve health

Guiding Principles

- Serve** with integrity and respect
- Focus** on evidence-based prevention and outcomes
- Support** data-driven innovation
- Achieve** health equity in all communities
- Demonstrate** proactive leadership and strengthen partnerships
- Exhibit** transparency and accountability



STRATEGIC PLAN

2020 – 2025

- ▶  **GOAL 1** _____
Enhance the accessibility, quality, and effective use of health resources.

- ▶  **GOAL 2** _____
Provide services to improve public health.

- ▶  **GOAL 3** _____
Plan, prepare, and respond to public health threats.

- ▶  **GOAL 4** _____
Maximize partnerships to address underlying factors that determine overall health.

- ▶  **GOAL 5** _____
Strengthen and support a qualified workforce.

<http://doh.sd.gov/strategicplan/>

Our number one measurement of success
is the length of life lived for every South
Dakotan



10 Leading causes of death by age group, South Dakota, 2017-2021

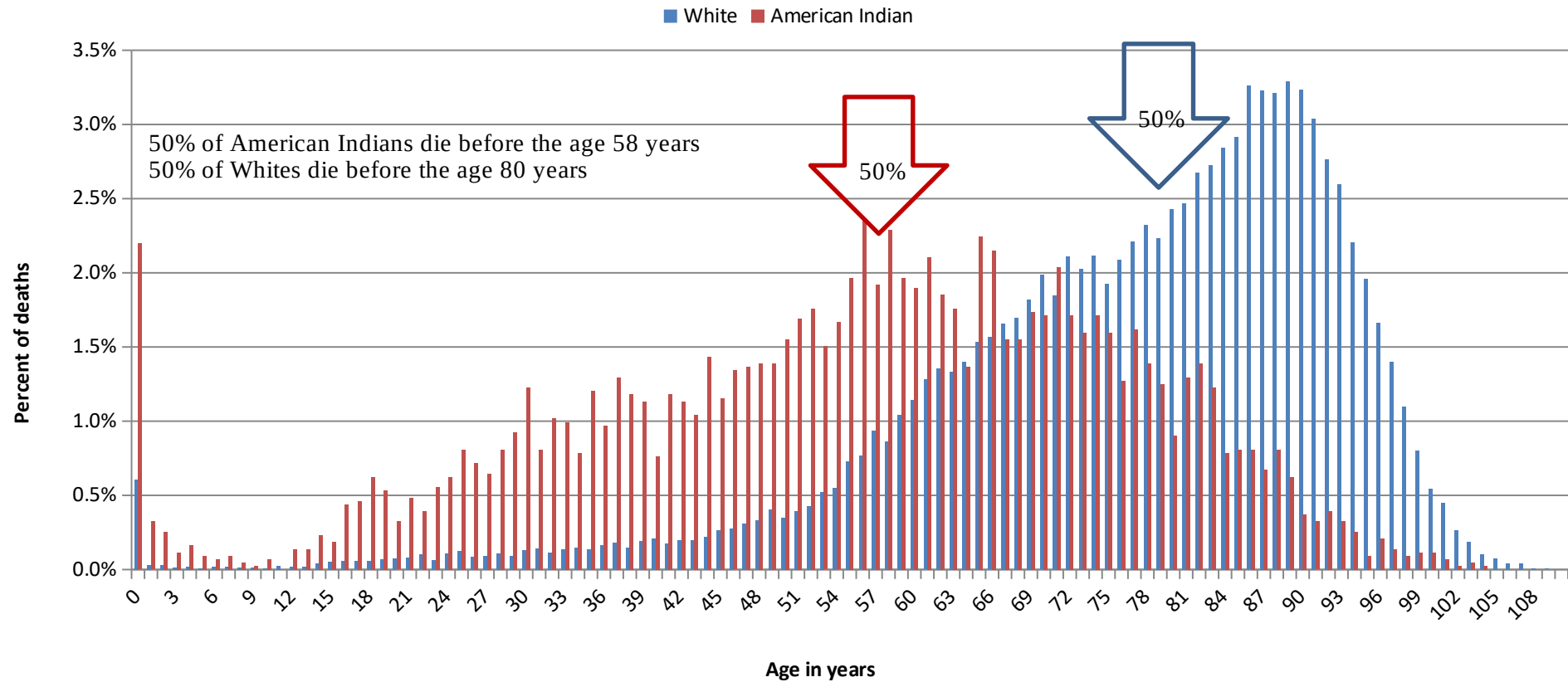
Rank	Age Groups											Total
	<1	1-4	5-14	15-24	25-34	35-44	45-54	55-64	65-74	75-84	85+	
	Total 396	Total 83	Total 122	Total 543	Total 905	Total 1,277	Total 2,213	Total 5,132	Total 7,915	Total 9,754	Total 14,935	Total 43,275
1	Congenital abnormalities 104	Motor vehicle accidents 15	Suicide 26	Suicide 201	Suicide 193	Liver disease 162	Cancer 399	Cancer 1,502	Cancer 2,366	Cancer 2,295	Heart disease 3,657	Heart disease 8,855
2	Short gestation and low birth weight 51	Drowning 7	Motor vehicle accidents 24	Motor vehicle accidents 130	Motor vehicle accidents 130	Heart disease 138	Heart disease 377	Heart disease 1,027	Heart disease 1,628	Heart disease 1,958	Cancer 1,804	Cancer 8,553
3	Accidental suffocation in bed 34	Homicide 7	Congenital abnormalities 11	Homicide 38	Liver disease 102	Cancer 119	Liver disease 282	Liver disease 272	Chronic lower respiratory diseases 562	Chronic lower respiratory diseases 781	Alzheimer's disease 1,628	Chronic lower respiratory diseases 2,417
4	Undetermined cause 30	Congenital abnormalities 7	Cancer 10	Accidental drug overdose 37	Accidental drug overdose 89	Suicide 117	Suicide 139	COVID-19 250	COVID-19 480	COVID-19 552	Stroke 963	COVID-19 2,273
5	SIDS 23	Undetermined cause 5	Drowning 8	Heart disease 18	Homicide 48	Motor vehicle accidents 112	COVID-19 107	Diabetes 239	Diabetes 301	Alzheimer's disease 518	COVID-19 817	Alzheimer's disease 2,261
6	Maternal complications of pregnancy 16		Fire/Smoke injury 7	Cancer 12	Heart disease 47	Accidental drug overdose 76	Diabetes 107	Chronic lower respiratory diseases 223	Stroke 288	Stroke 496	Chronic lower respiratory diseases 796	Stroke 1,987
7	Placenta, cord, and membrane complications 12			Pregnancy & childbirth 7	Cancer 41	Diabetes 65	Motor vehicle accidents 84	Stroke 150	Liver disease 157	Diabetes 358	Dementia 707	Diabetes 1,436
8	Circulatory diseases 9			Accidental firearm injury 7	COVID-19 20	Homicide 48	Accidental drug overdose 64	Motor vehicle accidents 131	Septicemia 123	Accidental falls 217	Accidental falls 530	Liver Disease 1,055
9	Respiratory distress 9			COVID-19 6	Diabetes 20	COVID-19 40	Stroke 49	Suicide 117	Influenza & pneumonia 118	Parkinson's disease 210	Influenza & pneumonia 481	Accidental falls 994
10	Cardiovascular disorders 8			Accidental falls 6	Chronic alcohol abuse 16	Chronic alcohol abuse 30	Chronic alcohol abuse 45	Accidental falls 72	Accidental falls 108	Influenza & pneumonia 185	Diabetes 343	Suicide 932
	All other 100	All other 42	All other 36	All other 81	All other 199	All other 370	All other 560	All other 1,149	All other 1,784	All other 2,184	All other 3,209	All other 12,512

Top 5 causes of death are highlighted.

Source: Office of Health Statistics, SD Dept. of Health



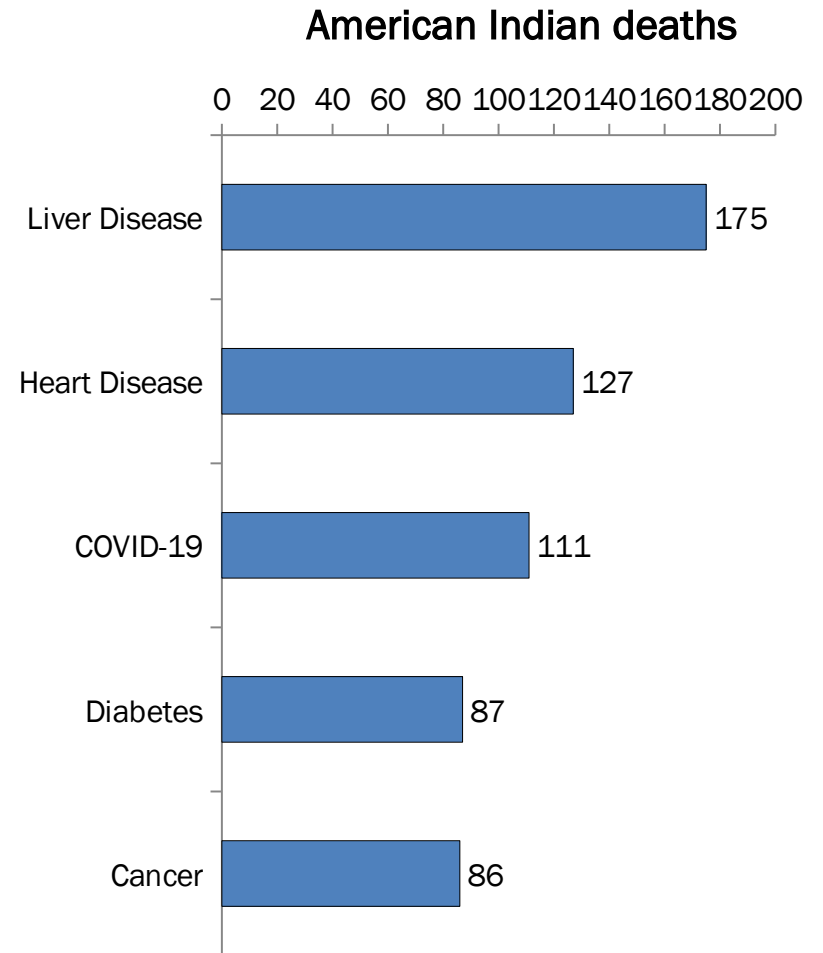
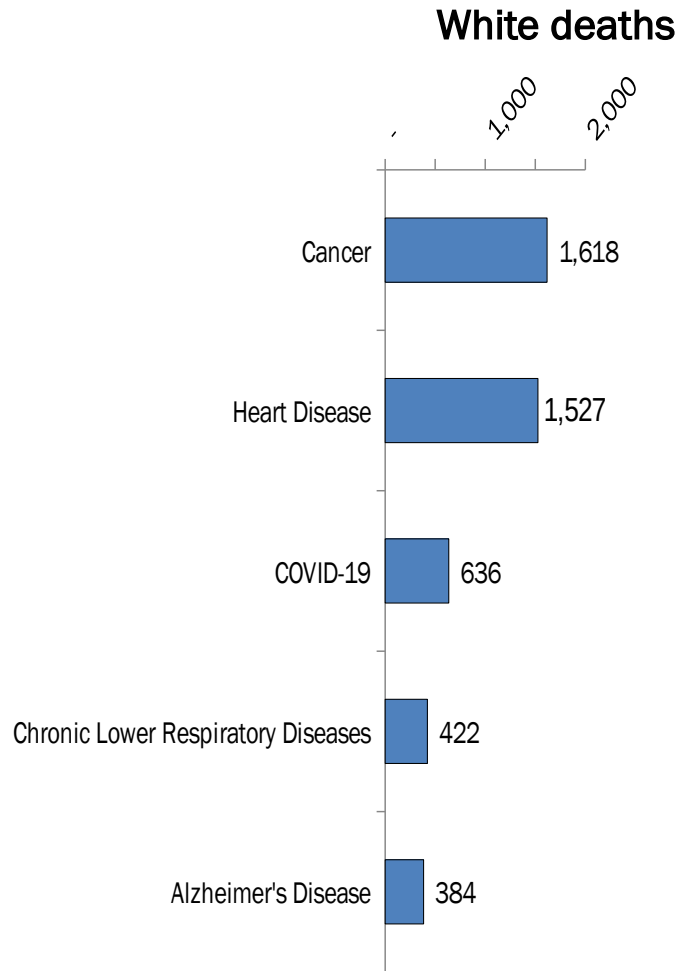
American Indian and White mortality distribution by age at death, South Dakota 2017-2021



Source: Office of Health Statistics, South Dakota Department of Health

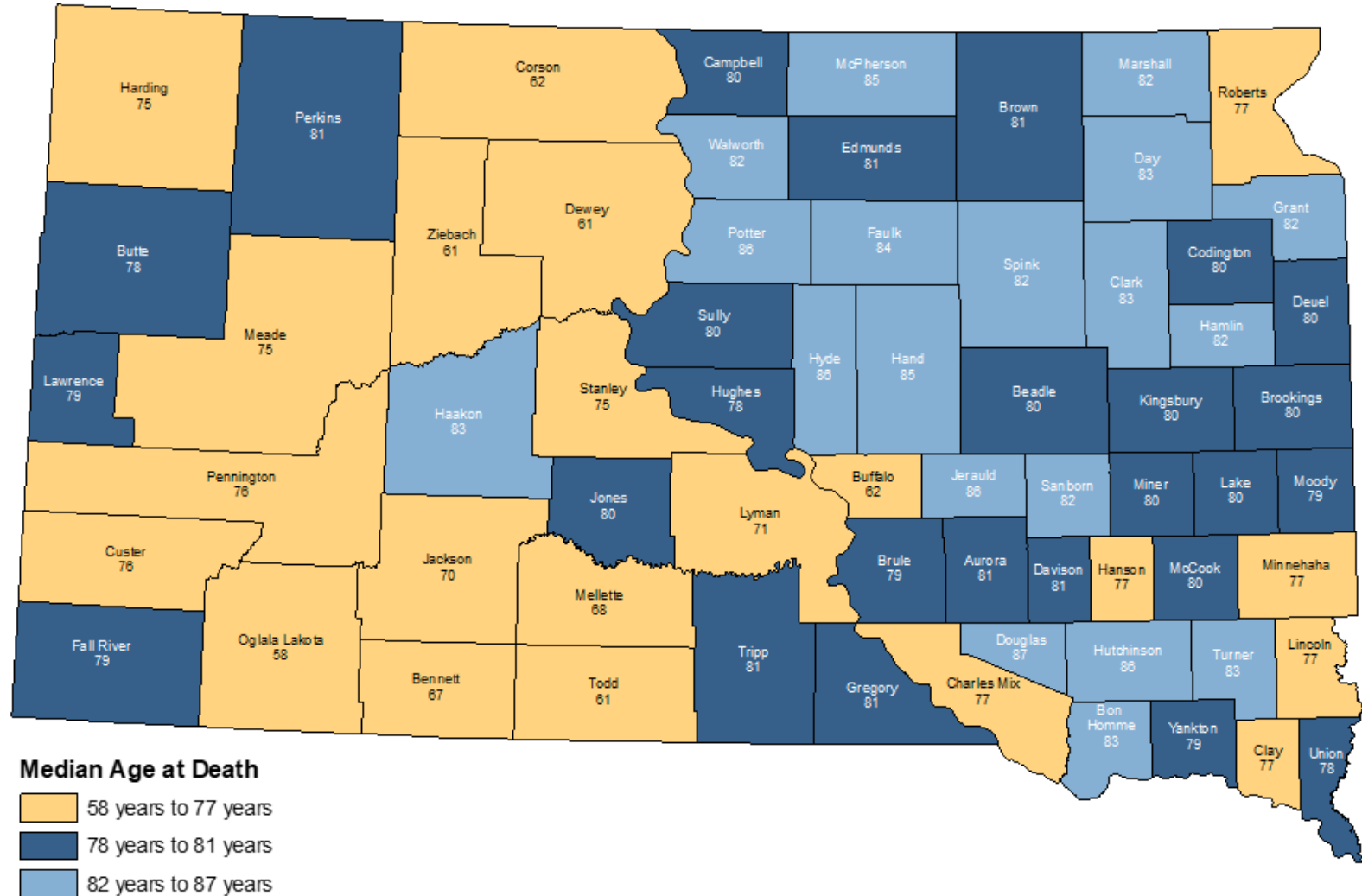


Top 5 leading causes of death in South Dakota, 2021





Median Age at Death by County, 2017-2021



Above: Color legend splits the 66 counties into three groups of 22 counties.



Healthy Beginnings



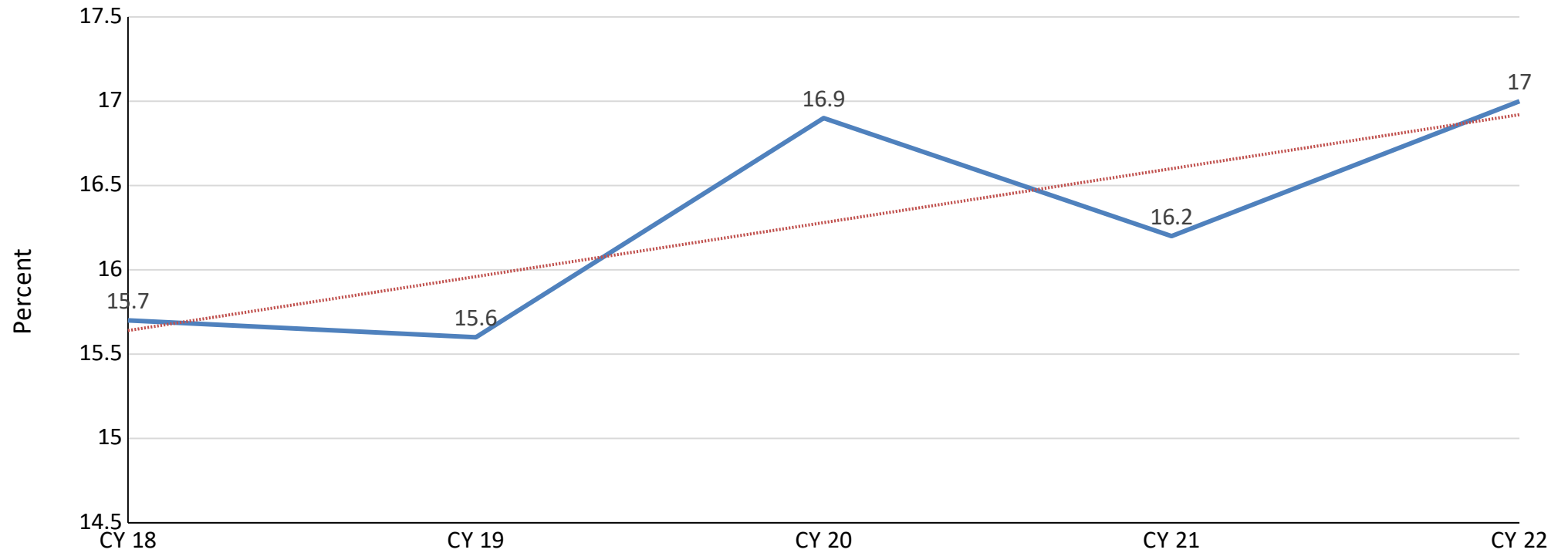
Childhood Obesity

Over the past several decades, there has been a sharp increase in the proportion of children who are obese. Obesity has increased among all children, regardless of age, sex, and race. . . Native American children have the highest rates of obesity in the US; more than 20 percent of Native Americans. . .ages 2 to 5 have obesity, compared to 13.7 percent of US children of all other races.

[Childhood Obesity: A lifelong threat to health | Health Policy Institute | Georgetown University](#)
[Food Sovereignty: Combatting Childhood Obesity in Native American and Black Communities](#)



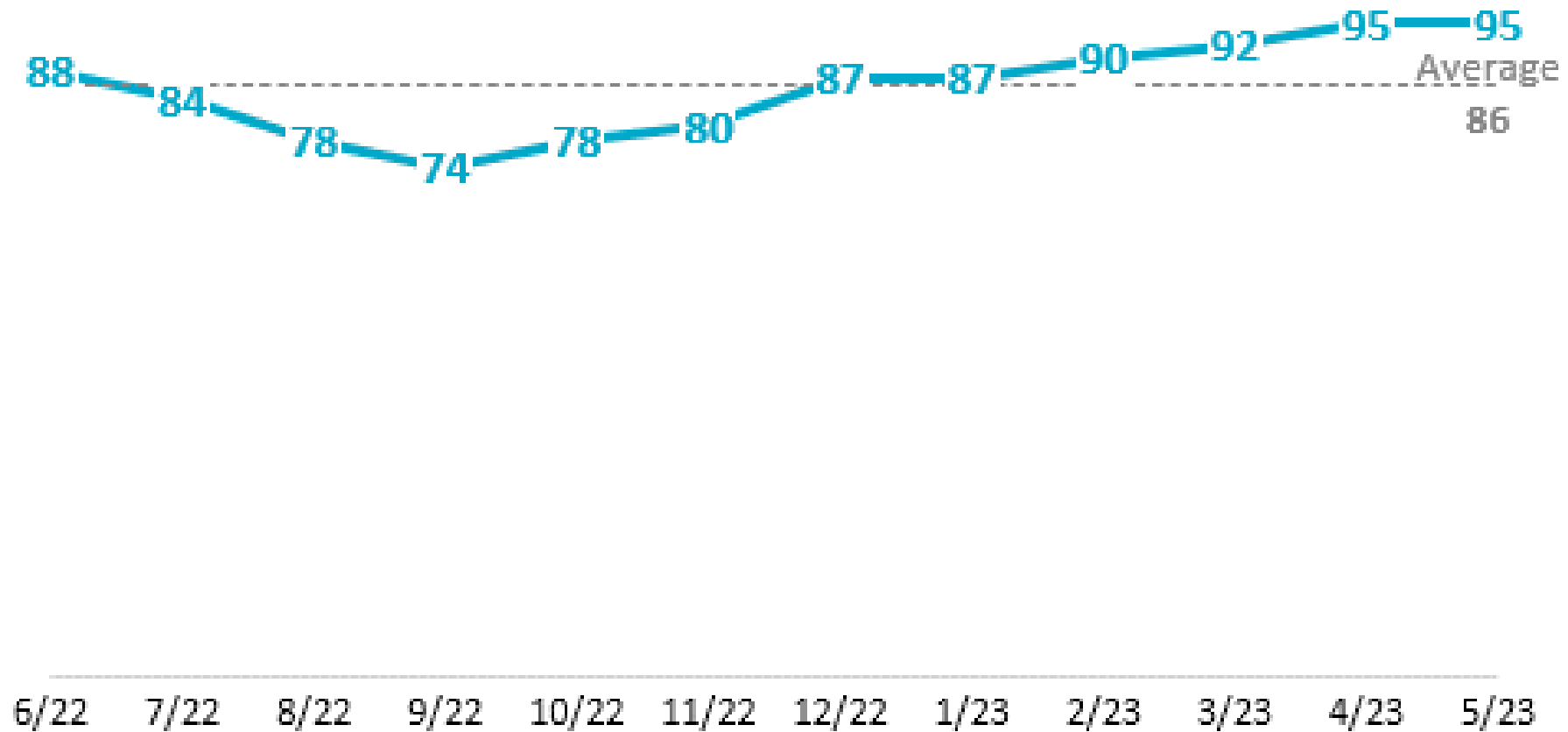
Percentage of WIC Participants aged 2-4 with obesity, South Dakota (2018-2022)



Source: Food & Nutrition Service – WIC Participant Characteristics

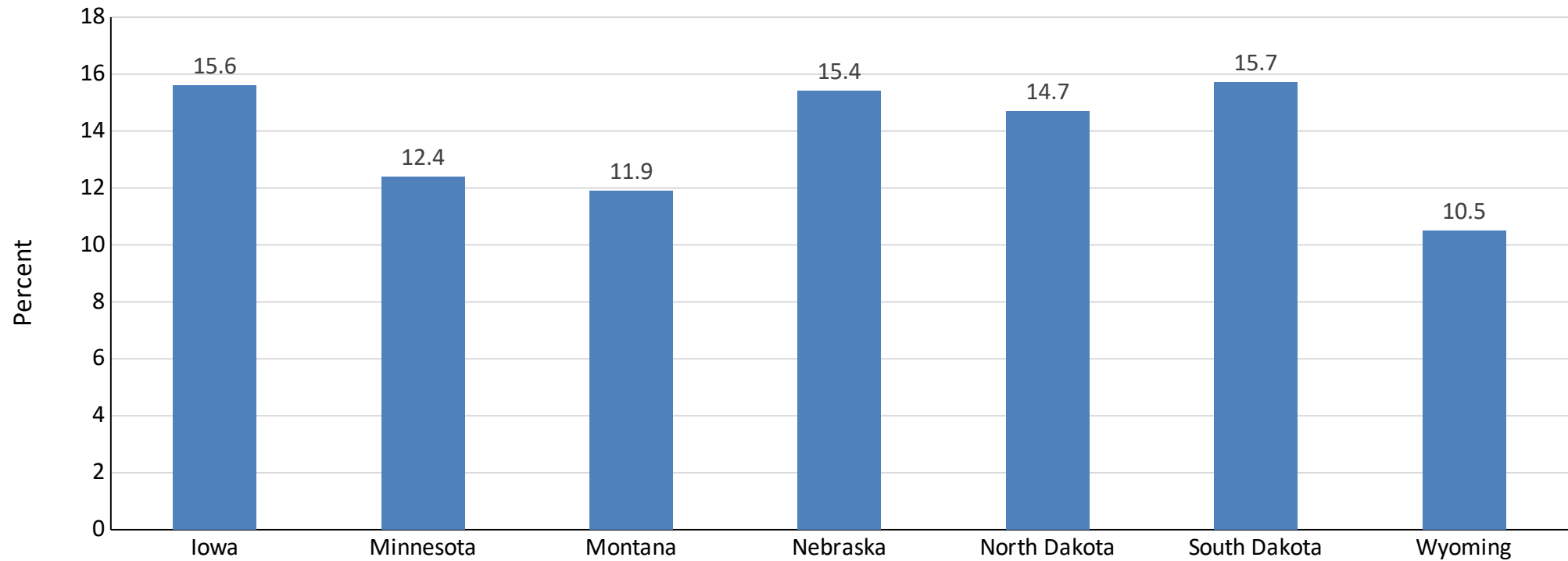


Flandreau's WIC average monthly participation has **increased** over the past 12 months





Percentage of WIC Participants aged 2-4 with obesity, Selected states, 2018



Source: Food & Nutrition Service – WIC Participant Characteristics



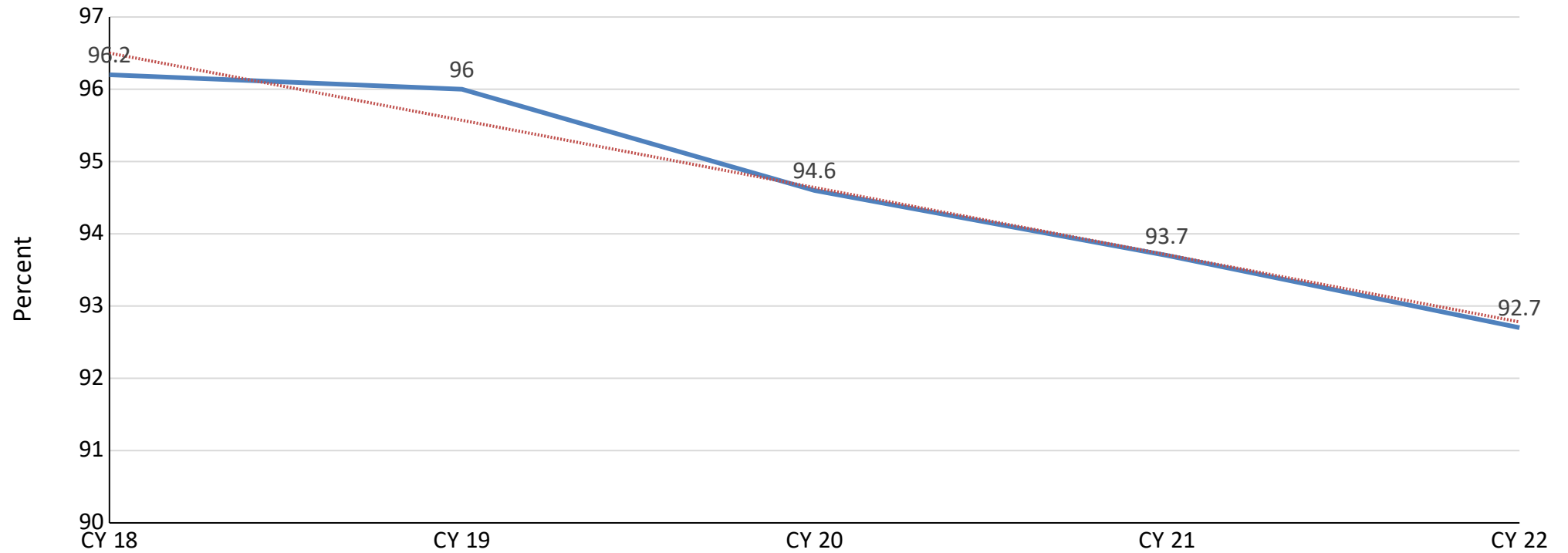
Childhood Immunizations

Routine immunization reduced the incidence of all targeted diseases, leading to reductions in incidence ranging from 17% (influenza) to 100% (diphtheria, *Haemophilus influenzae* type b, measles, mumps, polio, and rubella). For the 2019 United States population of 328 million people, these reductions equate to >24 million cases of vaccine-preventable disease averted.

[Impact of Routine Childhood Immunization in Reducing Vaccine-Preventable Diseases in the United States | Pediatrics | American Academy of Pediatrics \(aap.org\)](#)



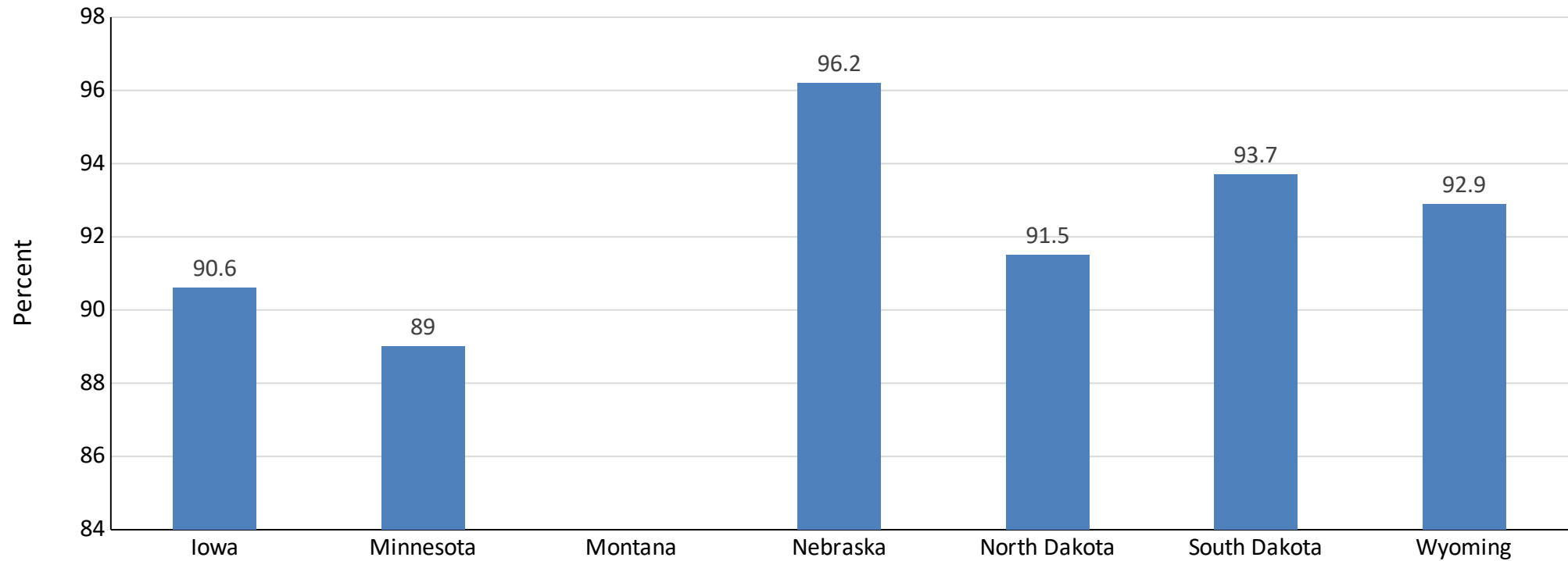
Percent of children vaccinated for MMR at kindergarten entry, South Dakota (2018-2020)



Source: CDC



Percent of children vaccinated for MMR at kindergarten entry, Selected states, 2021



Source: CDC
Data not available for Montana



Maternal & Child Health



Infant Mortality

Infant mortality is the death of an infant before his or her first birthday. The infant mortality rate is the number of infant deaths for every 1,000 live births. In addition to giving us key information about maternal and infant health, the infant mortality rate is an important marker of the overall health of a society.

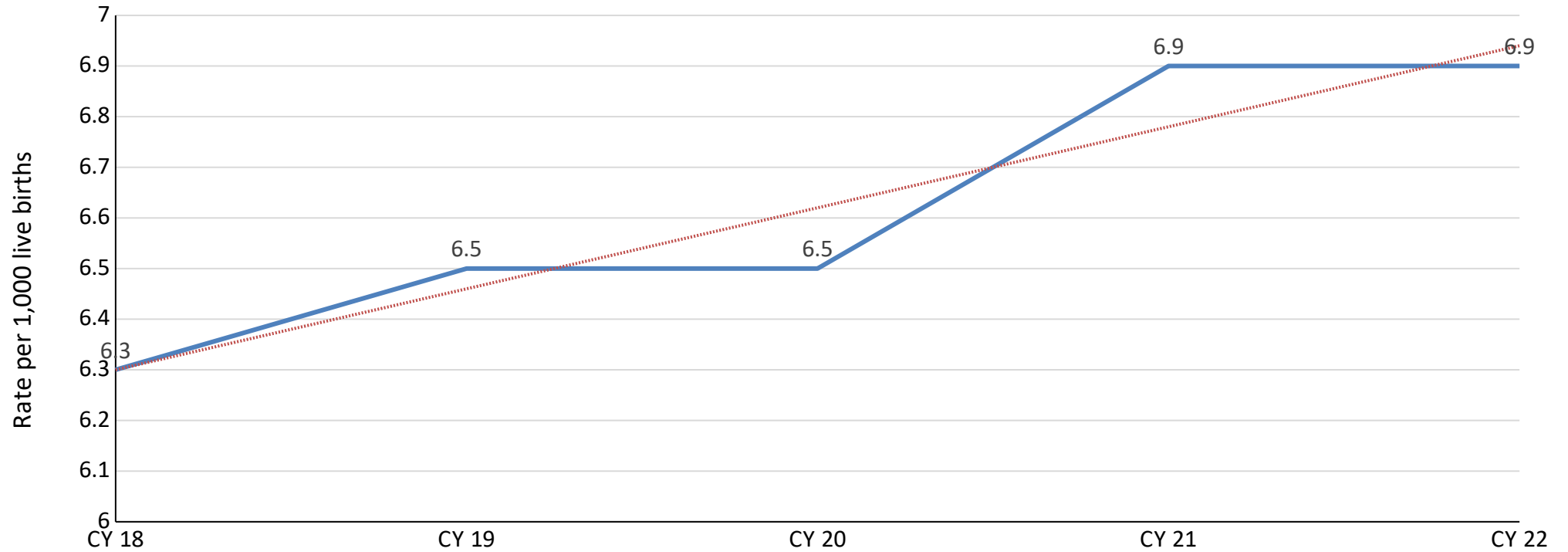
[Infant Mortality | Maternal and Infant Health | Reproductive Health | CDC](#)

Rates of infant mortality are sensitive indicators of a broad range of factors affecting children's health. As such, infant mortality is the "tip of the iceberg" of child health problems, and changes in infant mortality are a signal of factors affecting child health more broadly. In addition to its role as a general gauge of child health, infant mortality itself represents an important health problem. It is well to remember that infant death rates are the highest of any age group less than 65 years.

[Statement on Infant Mortality | Pediatrics | American Academy of Pediatrics \(aap.org\)](#)



5-year infant mortality rate per 1,000 live births, South Dakota (2016-2022)



Source: SD Vital Records

Data is 5-year rate (CY18 – 2014-2018; CY19 – 2015-2019; CY20 – 2016-2020; CY21 – 2017-2021; CY22 – 2018-2022). 2022 data is provisional.

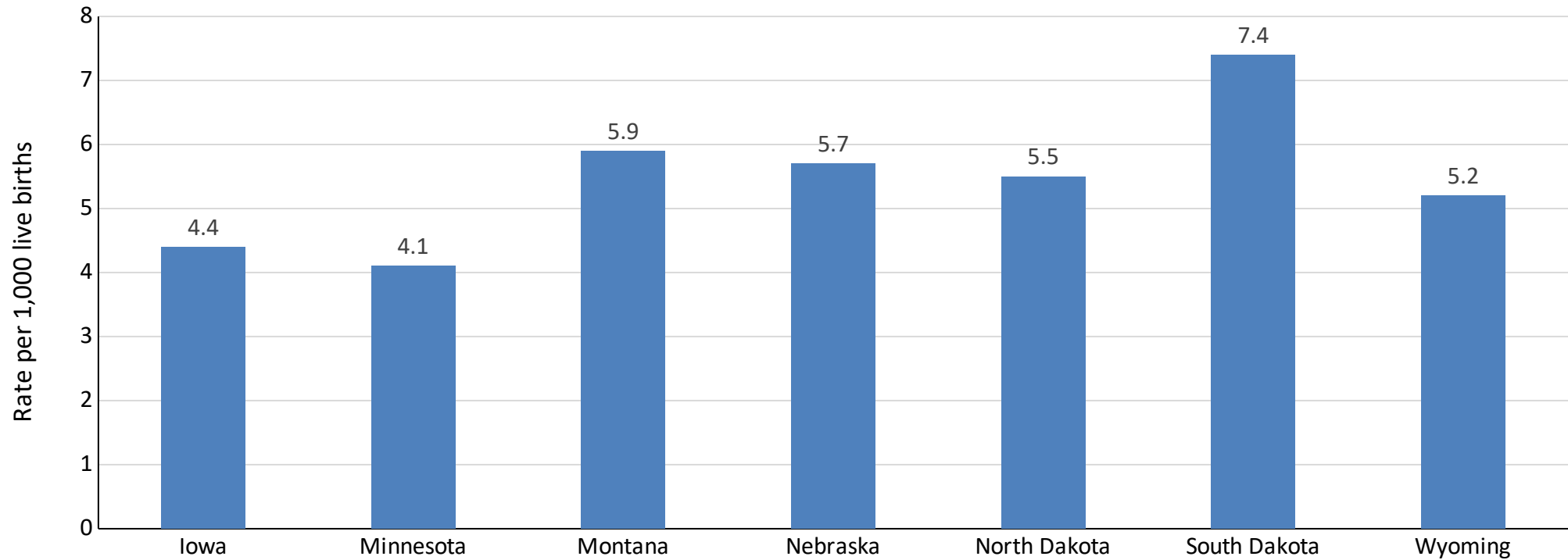


Moody County's **infant mortality** rate for 2017-2021 was 6.8 deaths per 1,000 live births.

The SD rate for that same time period was 6.7



Infant mortality rate per 1,000 live births, Selected states, 2022



Source: National Vital Statistics System



Maternal Mortality

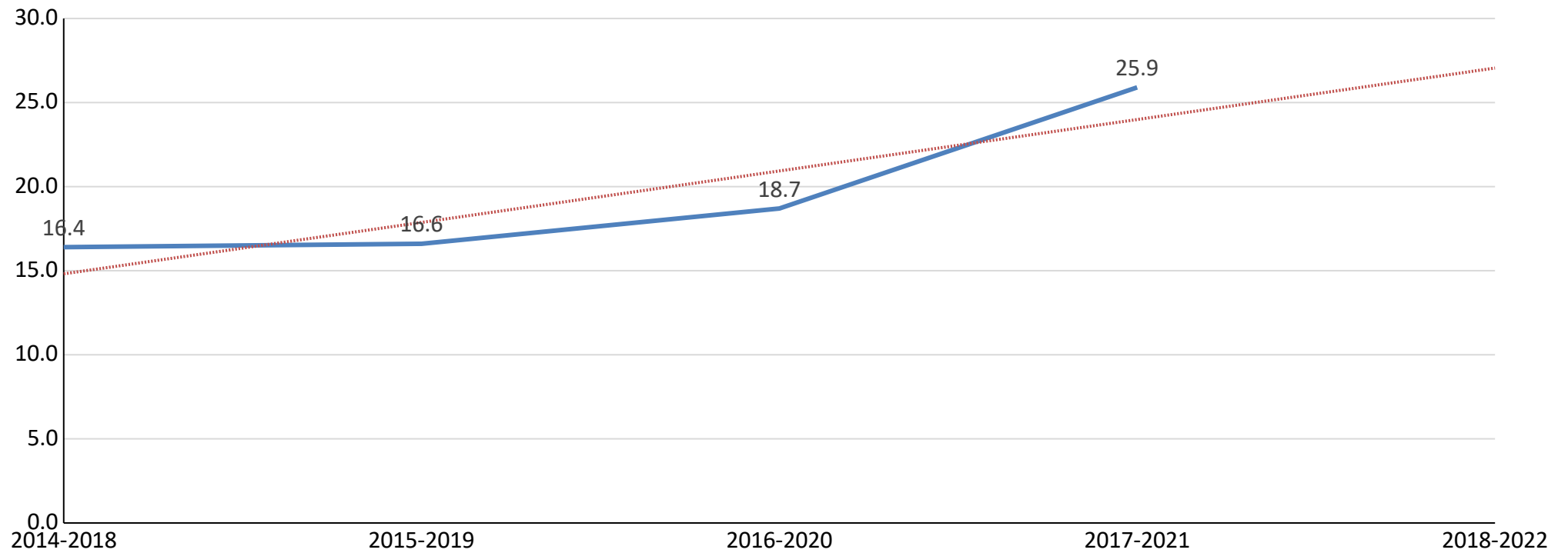
According to CDC, pregnancy-related death is defined as the death of a woman during pregnancy or within one year of the end of pregnancy from a pregnancy complication, a chain of events initiated by pregnancy, or the aggravation of an unrelated condition by the physiologic effects of pregnancy.

About 700 women die each year in the United States as a result of pregnancy or delivery complications. And, women in the United States are more likely to die from childbirth or pregnancy-related causes than other women in high-income countries.

[Working Together to End Maternal Mortality | CDC Foundation](#)



5-year maternal mortality rate per 100,000 live births, South Dakota (2018-2022)



Source: National Vital Statistics System. Data is a 5-year rate. 2022 data not yet available.

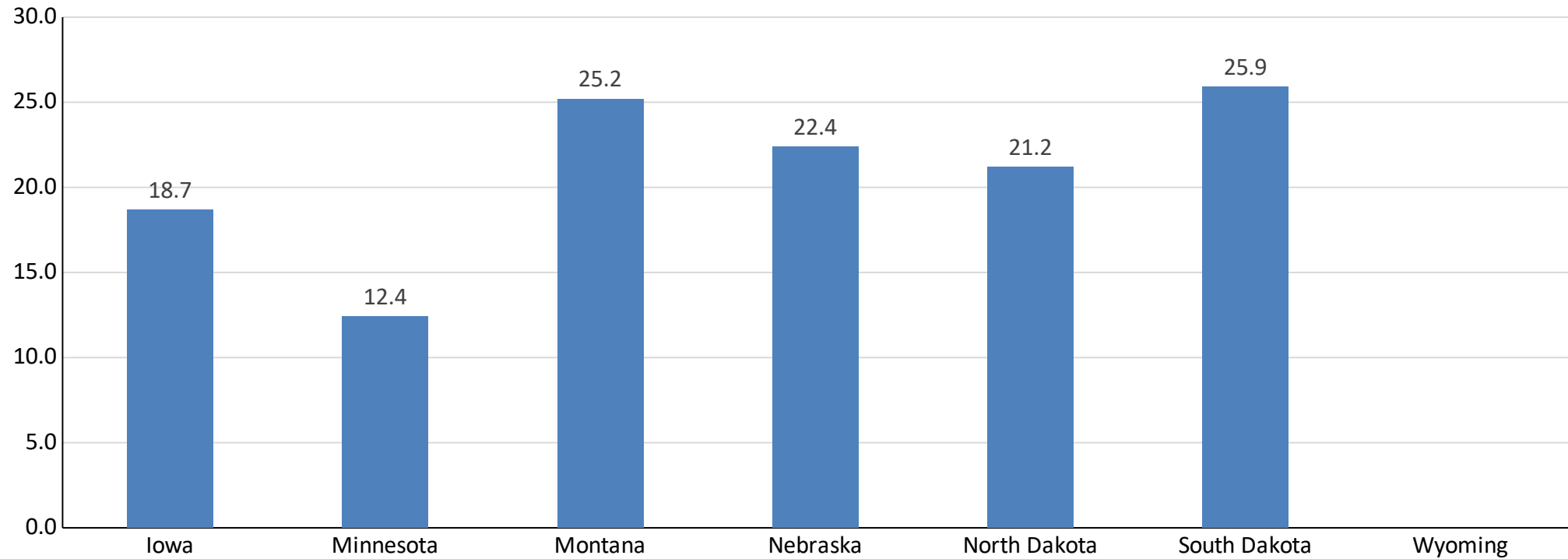


SD Contributors to Maternal Mortality

- Preliminary data from 2022 shows 15 maternal deaths in SD - the most since started recording this in 2012.
- Main causes of death identified in the SD MMRC are related to motor vehicle accidents due to substance misuse at time of accident, unintentional overdose, and suicide.
- In 2021 and 2022 started seeing 2-3 cases per year due to COVID-19.
- Contributing social determinant of health factors in many cases are poverty (75% of cases), preexisting chronic disease (65%), poor mental health (45%), and illicit drug use (45%)



Maternal mortality per 100,000 live births, Selected states, 2021



Source: National Vital Statistics System (5-year average (2017-2021))
Data for Wyoming not available



Breastfeeding

“Breastfeeding provides unmatched health benefits for babies and mothers. It is the clinical gold standard for infant feeding and nutrition, with breast milk uniquely tailored to meet the health needs of a growing baby. We must do more to create supportive and safe environments for mothers who choose to breastfeed.”

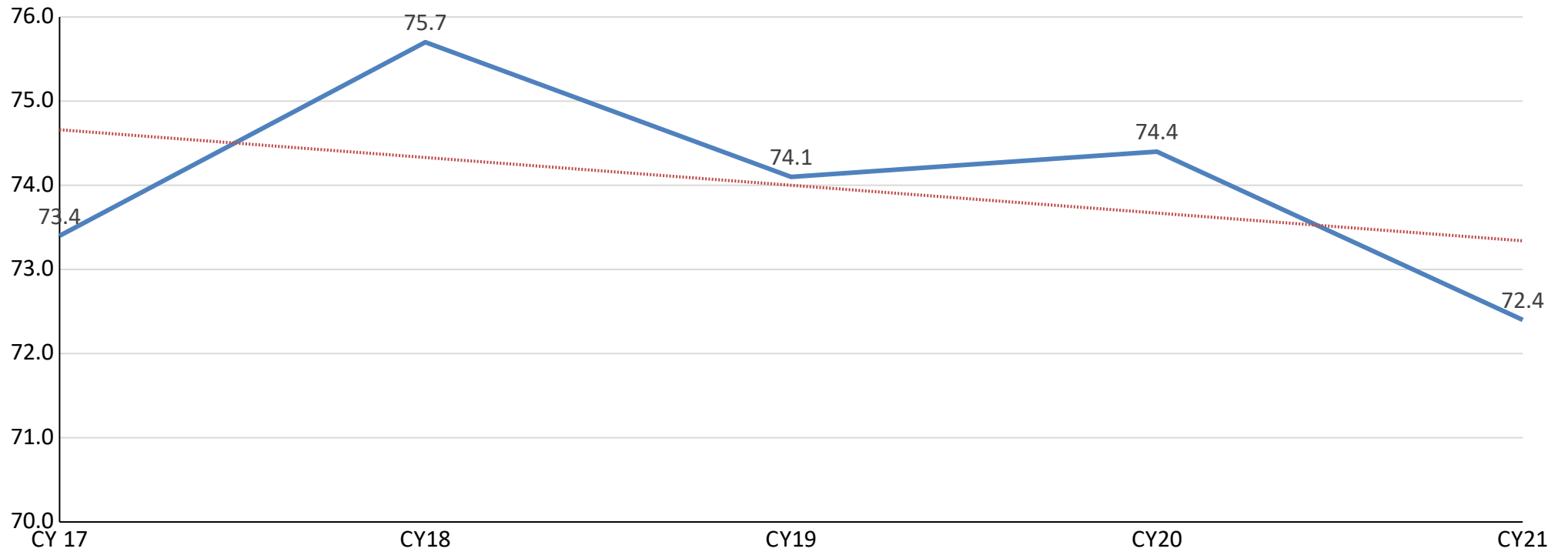
Dr. Ruth Petersen, director of CDC’s Division of Nutrition, Physical Activity, and Obesity
[Why It Matters | Breastfeeding | CDC](#)

Breastfeeding lowers the risk of asthma, obesity, Type 1 diabetes, severe lower respiratory disease, ear infections, SIDS, gastrointestinal infections (diarrhea/vomiting), and necrotizing enterocolitis (NEC) for preterm infants.

[Recommendations and Benefits | Nutrition | CDC](#)



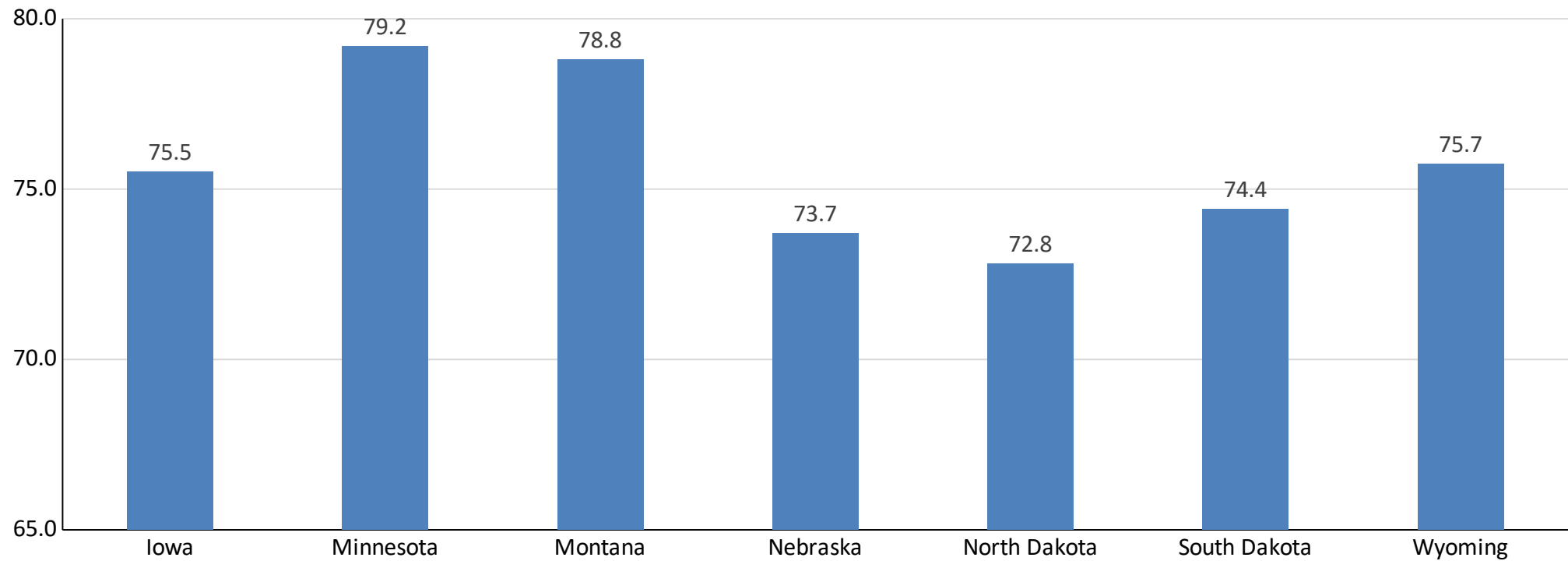
Percent of infants who were still breastfeeding at 8 weeks, South Dakota (2017-2021)



Source: Pregnancy Risk Assessment Monitoring System



Percent of infants who were still breastfeeding at 8 weeks, Selected states, 2021



Source: Pregnancy Risk Assessment Monitoring System

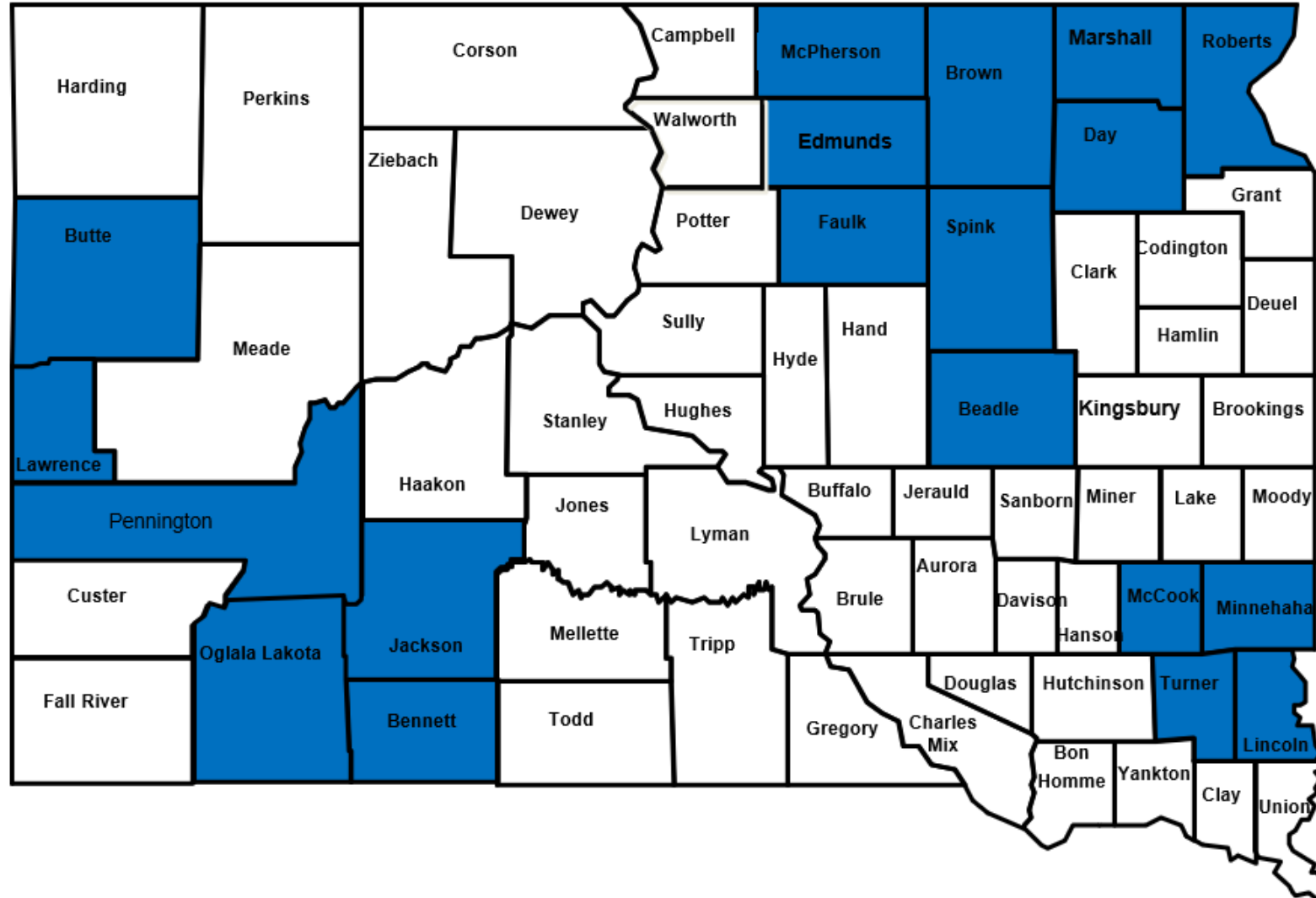


South Dakota Bright Start Program

- South Dakota DOH has a 20-year history of providing Bright Start nursing services to families in specific communities across the state, but the program has never been available statewide due to funding limitations.
- The Bright Start program implements the evidence-based Nurse Family Partnership (NFP) model as well as an adapted curriculum with clients who do not fit the NFP model requirements but are still in need.
- South Dakota has consistently seen excellent outcomes and cost savings from the Bright Start program.
- South Dakota DOH received \$2.5M during last year's legislative session to enhance the Bright Start program and offer this service statewide.

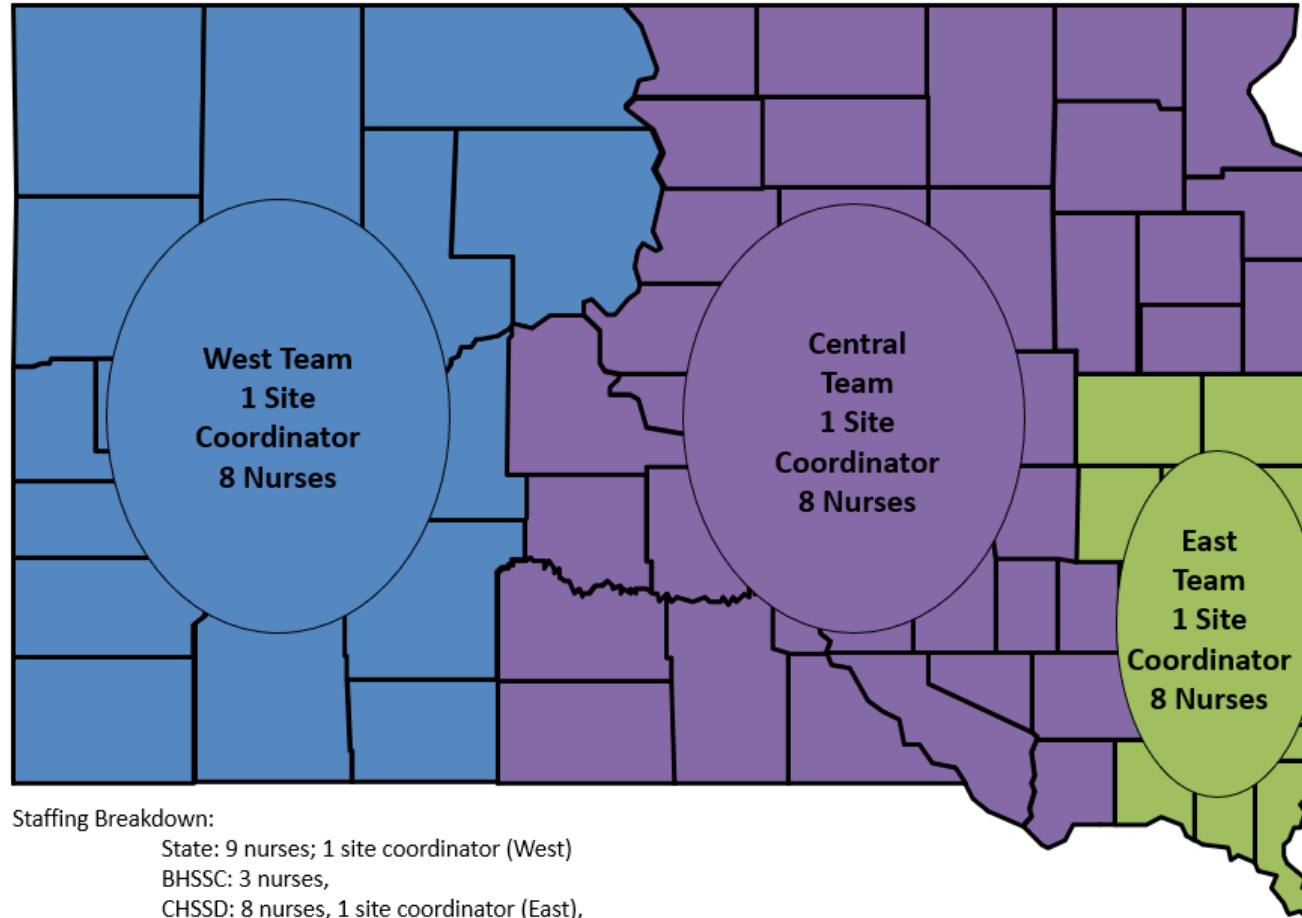


Former Bright Start Availability





New Bright Start Regions



Staffing Breakdown:

State: 9 nurses; 1 site coordinator (West)
BHSSC: 3 nurses,
CHSSD: 8 nurses, 1 site coordinator (East),
SDFMC: 4 nurses, 1 site coordinator, (Central)



Injury & Harm Prevention



Suicide

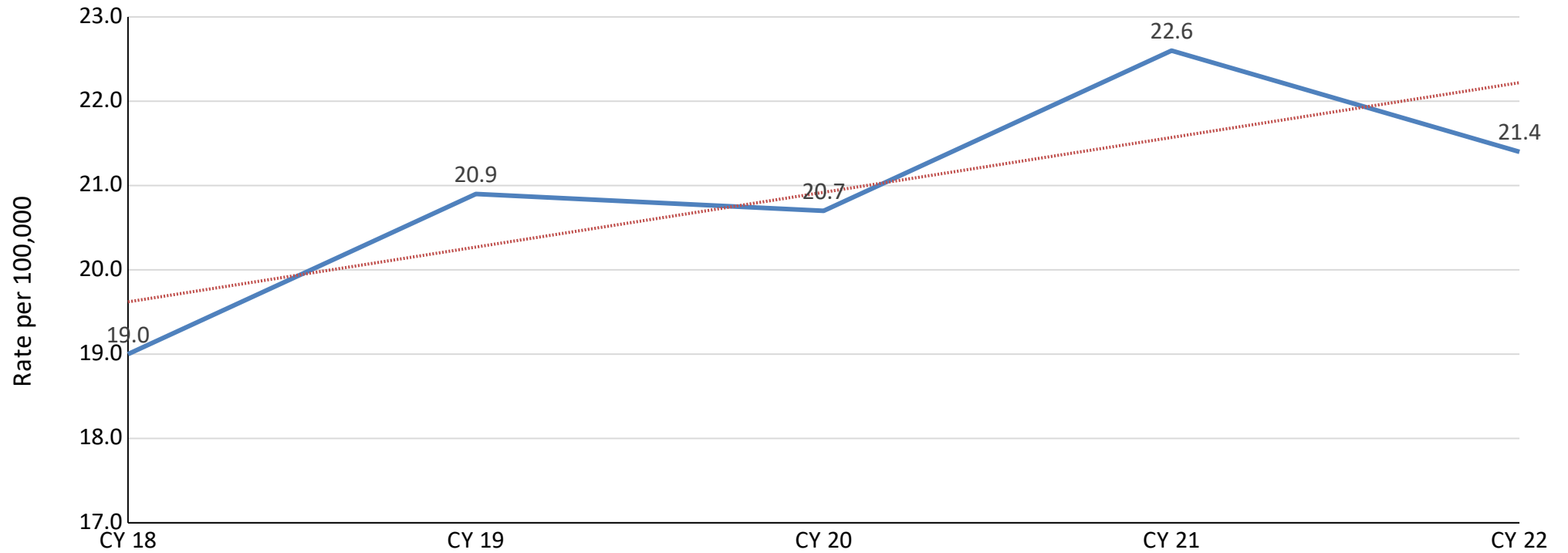
Suicide is a serious public health problem that can have lasting, harmful effects on individuals, families, and communities. While its causes are complex and determined by multiple factors, the goal of suicide prevention is simple: reduce risk factors and increase factors that promote resilience. Suicide is preventable when we all work together.

Suicide was the 10th leading cause of death in SD, but is the leading cause among ages 10 to 29 in 2021. SD had the 7th highest suicide rate in the United States in 2021 (crude rate). Three South Dakota counties rank in the top 1% highest suicide rates in the nation. The American Indian suicide rate was 2.6 times higher than White suicide rate.

sdsuicideprevention.org



Crude suicide death rate, South Dakota (2018-2022)



Source: CDC Web-based Injury Statistics Query and Reporting System

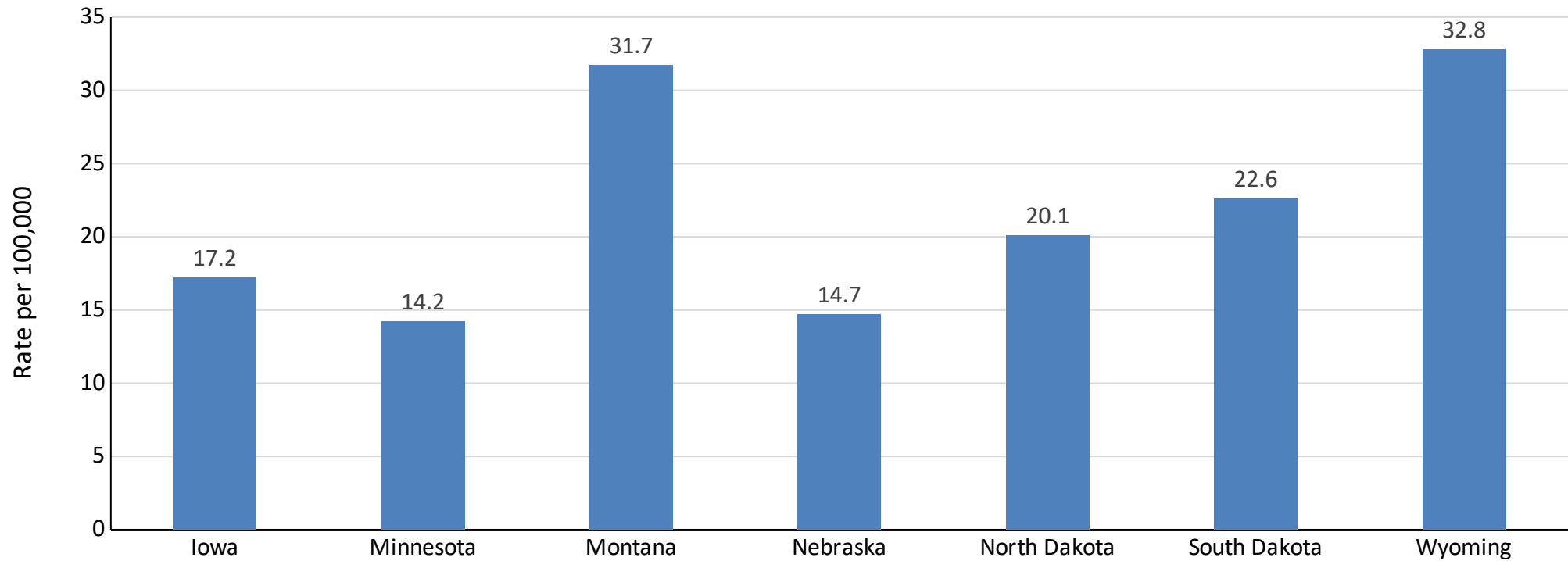


Suicides-From 2012-2021 there were 12 suicide deaths, which is a rate of 18.5.

The SD rate is 19.5. In 2022 they exceeded their 10-year avg of suicide deaths which is 1 and so far in 2023 there have been 0 deaths by suicide.



Crude suicide death rate per 100,000, Selected states, 2021



Source: CDC Web-based Injury Statistics Query and Reporting System



Unintentional Overdoses

Unintentional overdose is a risk for anyone who takes prescription opioids. Long-term health problems, paralysis, coma, and death are all potential life-altering consequences.

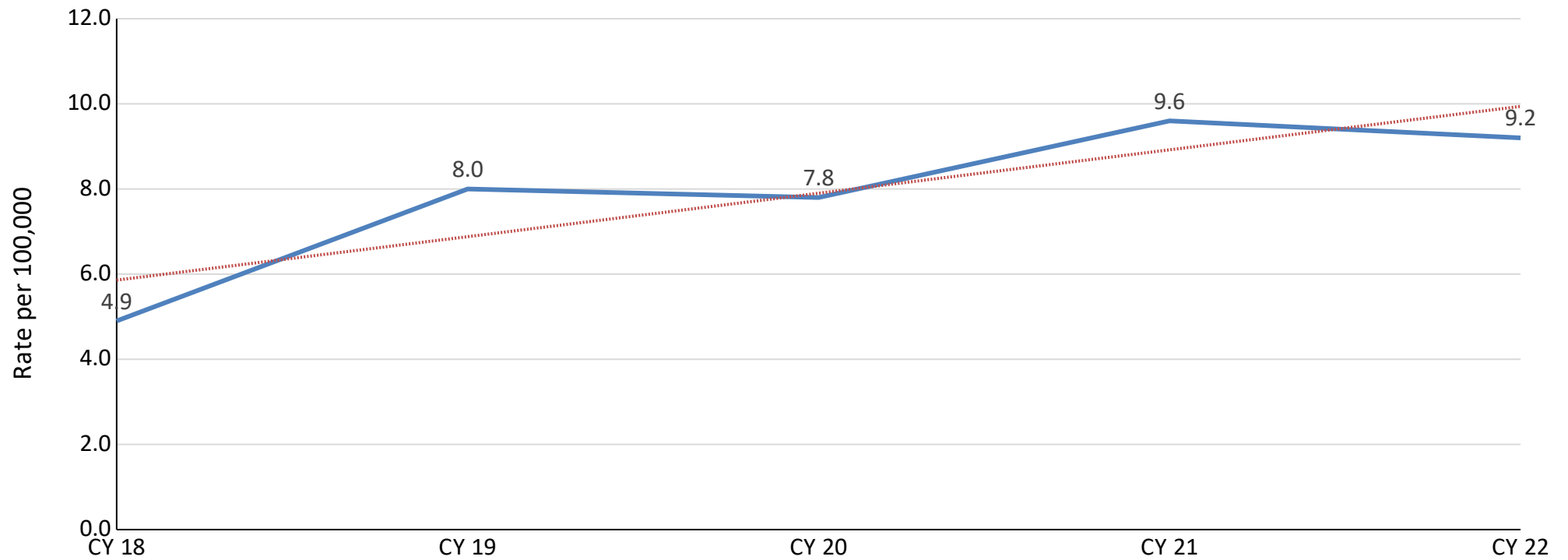
Opioid addiction can start before you know it. Anyone who takes prescription opioids can become addicted to them.

“These drugs don’t discriminate. It doesn’t care who you are, how much money you make, because once they get their hooks in you, you have got the fight of your life.”
David, Woonsocket, SD

[Avoid Opioid SD](#)



Crude unintentional overdose death rate, South Dakota (2018-2022)



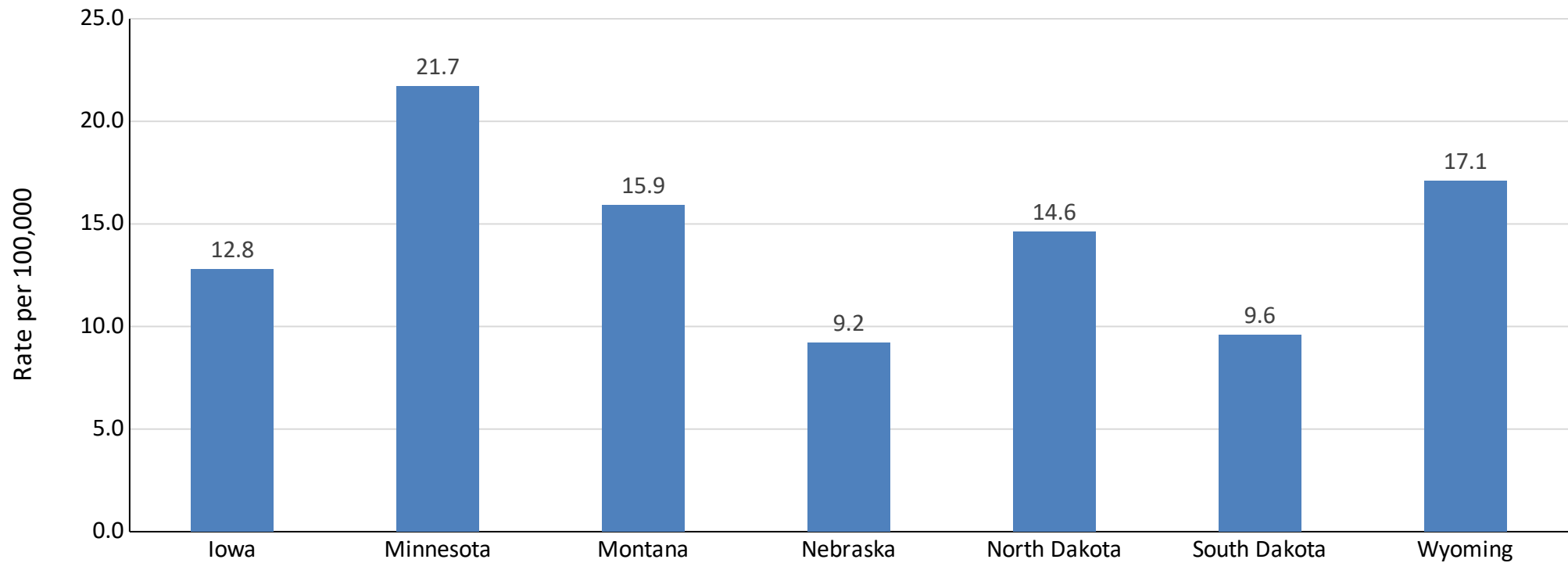
Source: CDC Web-based Injury Statistics Query and Reporting System. 2022 data is provisional.



Overdoses- In 2022 there were no unintentional overdoses and so far in 2023 there have been 0 overdose deaths.



Crude unintentional overdose death rate, Selected states, 2021



Source: CDC Web-based Injury Statistics Query and Reporting System



Supporting Access to Care



We are in this together

- Great Plains Tribal Leaders' Health Board
 - STI grant to identify early, treat quickly and prevent STI spread
 - Diabetes focus with your diabetic grant with IHS
 - Supporting elder fitness and education
- Community garden
- Pregnant mom consults-working on breastfeeding and wellness rooms with the Workwell grant
- Blood pressure screenings
- Tribal Preparedness Summit
- WIC participation
- Flandreau Santee Sioux Tribe Care Center



EMS Accessibility

Trauma System

A trauma site visit was conducted this spring as part of the state's trauma system three year designation cycle. Flandreau received a three year designation.

Naloxone Distribution Project

Flandreau Tribal Police – Total – 13 between 5/10/18-8/27/19
Flandreau PD – Total of 19 between 5/10/23-3/21/22
Moody Co Ambulance – Total of 15 between 11/2/17-5/19/22

AED distributed to Law Enforcement

Flandreau Santee Indian Tribe LE – 3 AEDs. 3/27/23
Flandreau PD – 5 AEDs. 1/27/20

LIFEPAK Replacement Initiative

Moody Co Amb – 2 monitors received on 3/22/23

Telemedicine in Motion Initiative

Moody Co Ambulance – completed early 2023

P25 Radios

Flandreau Avera Hospital – 2 radios on 6/9/23



On the Horizon

- Mobile clinic deployment
- Syphilis test and treat pilot in Mission, SD
- Immunization public campaign
- Public Health Workforce Grant
- Stroke and Heart System Development
- Regional Service Designation Assessment
- Sanford/USD, Department of Labor, Department of Health Nursing Workforce
- SDAHO health care workforce assessment and investment
- Department of Tribal Relations—Indigenous Medicine



Thank you