

**Legislative Audit Follow-up Information on
County Revenues and Expenditures History
For the Study Committee on County Funding and Services**

**Supplemental Exhibits to
County Revenues and Expenditures History
Presented on June 14, 2023**

**Prepared by Legislative Audit for the Study Committee on County Funding and Services
July 6, 2023**



**State of South Dakota
Department of Legislative Audit
427 South Chapelle
c/o 500 East Capitol
Pierre, SD 57501-5070**

Introduction

During Legislative Audit's presentation to the Study Committee on County Funding and Services on June 14, 2023, the Committee asked whether Legislative Audit could provide the committee with additional information related to various functions of county government and the balances of various county funds. I also listened to other constituents' testimony and various questions that were discussed by the committee. I am providing the additional information in this document to provide the results of our efforts in answering some of these questions.

We hope you find this additional information useful to the committee. I would be happy to answer any questions or provide additional follow-up information for the Committee.

Russell Olson

Auditor General
Department of Legislative Audit

Table of Contents

Page

County Legal Type Expenditures:

Exhibit I-1 County Legal Type Expenditures Chart and Summary.....	1
Exhibit I-2 County States Attorney Expenditures 2009-2021.....	2
Exhibit I-3 County Court Appointed Attorney Expenditures 2009-2021.....	6
Exhibit I-4 County Public Defender Expenditures 2009-2021.....	10
Exhibit I-5 County Other Legal Expenditures 2009-2021.....	12
Exhibit I-6 County Abused and Neglected Child Defense Expenditures 2009-2021.....	14
Exhibit I-7 County Legal Services Expenditures by County and Type 2009-2021.....	16

County Judicial-Law Enforcement-Mental Health Type Expenditures:

Exhibit J-1 County Judicial-Law Enforcement-Mental Health Chart and Summary 2009-2019.....	30
Exhibit J-2 County Judicial-Law Enforcement-Mental Health by County and Type 2009-2019.....	31
Exhibit J-3 County Judicial-Law Enforcement-Mental Health by County 2009-2019.....	37

County General Fund – Fund Balance Information:

Exhibit K-1 County General Fund Balances 2011 to 2019.....	43
Exhibit K-2 County General Fund Balances by County and Type 2011 to 2019.....	44

County General Fund – Expenditures to Fund Balance Comparison:

Exhibit L-1 County Total General Fund Balance to Total Exp 2011 to 2019 Chart and Summary.....	50
Exhibit L-2 County Total General Fund Total Expenditures to Fund Balance by County 2011 to 2019.....	51

County Road and Bridge Fund – Road Miles, Bridges and Fund Financial Comparison:

Exhibit M-1 County Road Miles and Bridges and Road Fund Financial Data 2009-2019.....	56
---	----

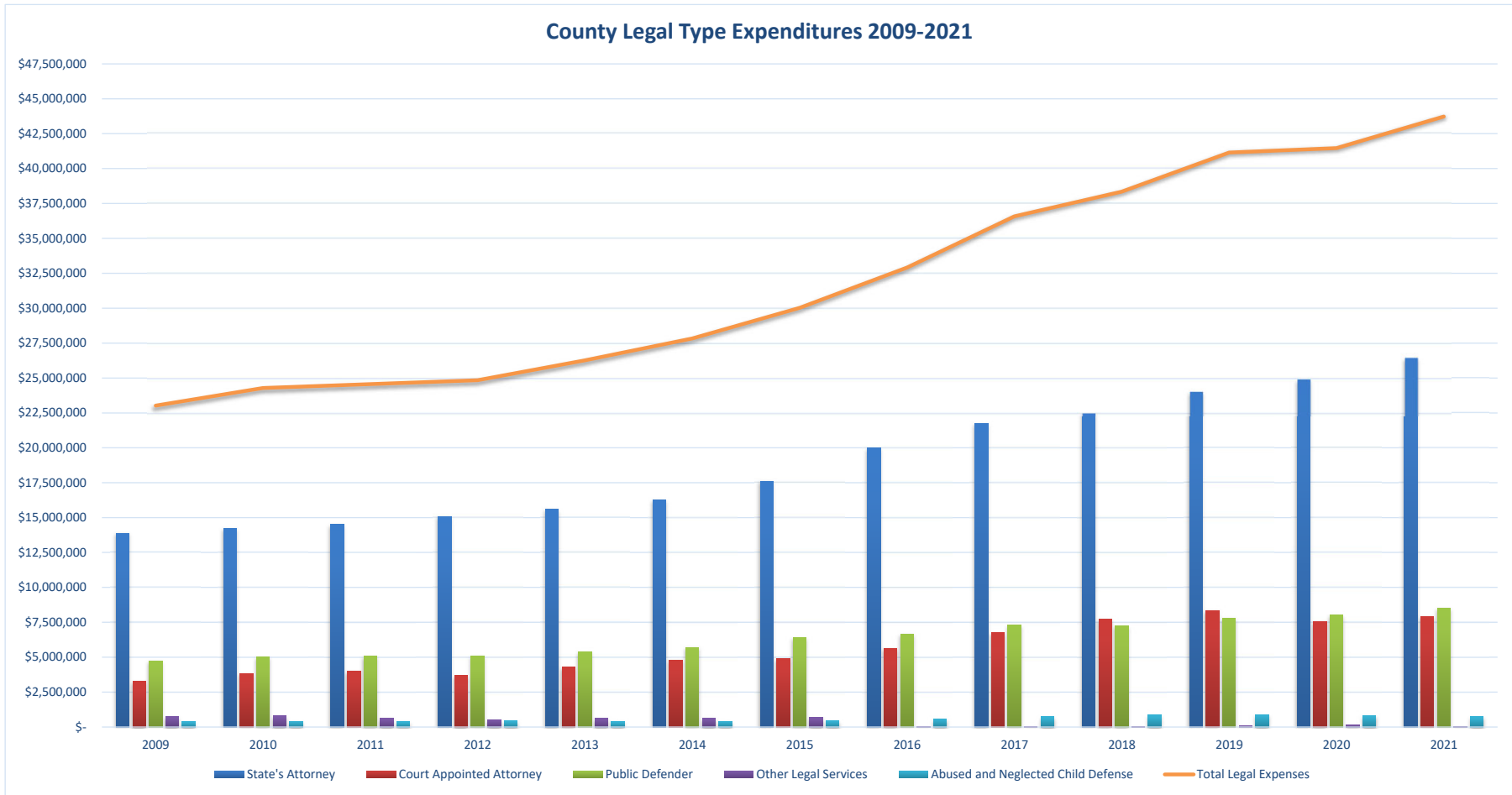
County Road and Bridge Fund – Revenue, Expenditures, Transfers In and Transfers Out Data:

Exhibit N-1 County Road Bridge Rev Exp Transfers Chart and Summary 2009-2019.....	58
---	----

Table of Contents
(Continued)

	<u>Page</u>
Exhibit N-2 County Road Bridge Revenue Summary by County 2009-2019	59
Exhibit N-3 County Road Bridge Expenditures Summary by County 2009-2019	61
Exhibit N-4 County Road Bridge Transfer In Summary by County 2009-2019	63
Exhibit N-5 County Road Bridge Transfer Out Summary by County 2009-2019	65
 <u>County Road and Bridge Fund – Fund Balance Information:</u>	
Exhibit O-1 County Road and Bridge-Fund Balances Chart and Summary 2011 to 2019	66
Exhibit O-2 County Road and Bridge-Fund Balances by County and Type 2011 to 2019	67

Exhibit I-1



	2009	2010	2011	2012	2013	2014	2015	2016	2017	2018	2019	2020	2021
State's Attorney	\$ 13,884,427	\$ 14,213,663	\$ 14,497,740	\$ 15,092,079	\$ 15,594,399	\$ 16,269,358	\$ 17,619,629	\$ 19,973,204	\$ 21,750,730	\$ 22,517,401	\$ 24,044,007	\$ 24,927,921	\$ 26,465,387
Court Appointed Attorney	3,287,320	3,834,385	3,995,070	3,682,000	4,291,776	4,802,395	4,888,407	5,643,605	6,745,916	7,705,358	8,348,538	7,545,889	7,935,129
Public Defender	4,734,506	5,031,255	5,067,641	5,091,819	5,373,375	5,714,257	6,398,547	6,678,615	7,306,572	7,228,798	7,794,064	8,007,999	8,526,158
Other Legal Services	748,929	791,737	624,107	541,219	601,608	638,046	686,393	30,134	40,160	25,000	66,775	148,732	47,990
Abused and Neglected Child Defense	369,279	411,298	381,657	437,574	403,707	414,067	437,367	592,087	738,222	875,509	892,794	838,493	750,107
Total Legal Expenses	\$ 23,024,461	\$ 24,282,337	\$ 24,566,213	\$ 24,844,692	\$ 26,264,865	\$ 27,838,122	\$ 30,030,342	\$ 32,917,644	\$ 36,581,600	\$ 38,352,065	\$ 41,146,178	\$ 41,469,034	\$ 43,724,771

EXHIBIT I-2

State's Attorney
2009 to 2021

Entity	Fund Type	Account							
Name	Description	Description	2009	2010	2011	2012	2013	2014	2015
Aurora County	General Fund	State's Attorney	\$ 77,385	\$ 79,568	\$ 79,550	\$ 86,394	\$ 89,179	\$ 94,511	\$ 102,038
Beadle County	General Fund	State's Attorney	\$ 343,443	\$ 407,000	\$ 346,162	\$ 326,254	\$ 373,764	\$ 342,010	\$ 344,401
Bennett County	General Fund	State's Attorney	\$ 109,313	\$ 100,123	\$ 101,735	\$ 115,349	\$ 108,137	\$ 108,214	\$ 101,099
Bennett County	Other Governmental Funds	State's Attorney							
Bon Homme County	General Fund	State's Attorney	\$ 80,551	\$ 82,903	\$ 86,072	\$ 90,657	\$ 104,073	\$ 88,575	\$ 87,075
Brookings County	General Fund	State's Attorney	\$ 473,650	\$ 501,008	\$ 468,578	\$ 498,254	\$ 593,882	\$ 523,323	\$ 563,058
Brown County	General Fund	State's Attorney	\$ 505,443	\$ 565,297	\$ 543,528	\$ 576,722	\$ 597,758	\$ 655,297	\$ 710,462
Brown County	Other Governmental Funds	State's Attorney	\$ 46,525		\$ 32,132	\$ 1,331			
Brule County	General Fund	State's Attorney	\$ 114,023	\$ 111,303	\$ 112,775	\$ 128,371	\$ 132,739	\$ 117,329	\$ 130,082
Buffalo County	General Fund	State's Attorney	\$ 39,260	\$ 39,922	\$ 40,010	\$ 39,633	\$ 35,221	\$ 35,492	\$ 42,046
Butte County	General Fund	State's Attorney	\$ 225,949	\$ 257,363	\$ 252,114	\$ 305,116	\$ 273,912	\$ 318,206	\$ 378,888
Campbell County	General Fund	State's Attorney	\$ 62,678	\$ 63,806	\$ 64,844	\$ 67,361	\$ 70,509	\$ 72,221	\$ 79,372
Charles Mix County	General Fund	State's Attorney	\$ 143,782	\$ 144,488	\$ 149,794	\$ 166,947	\$ 185,438	\$ 252,458	\$ 202,800
Clark County	General Fund	State's Attorney	\$ 72,226	\$ 87,996	\$ 80,098	\$ 85,157	\$ 85,831	\$ 88,865	\$ 88,346
Clay County	General Fund	State's Attorney	\$ 183,738	\$ 189,489	\$ 189,611	\$ 200,897	\$ 207,901	\$ 218,387	\$ 224,380
Codington County	General Fund	State's Attorney	\$ 432,117	\$ 428,623	\$ 434,791	\$ 462,339	\$ 491,225	\$ 546,361	\$ 519,026
Codington County	Other Governmental Funds	State's Attorney	\$ 59,754	\$ 60,894	\$ 62,148	\$ 63,144	\$ 64,296	\$ 69,339	\$ 72,054
Corson County	General Fund	State's Attorney	\$ 47,223	\$ 47,400	\$ 48,498	\$ 49,231	\$ 49,448	\$ 50,383	\$ 50,356
Custer County	General Fund	State's Attorney	\$ 348,530	\$ 191,714	\$ 182,421	\$ 184,185	\$ 190,979	\$ 220,399	\$ 216,600
Davison County	General Fund	State's Attorney	\$ 358,465	\$ 357,746	\$ 363,812	\$ 362,487	\$ 370,992	\$ 408,910	\$ 439,306
Day County	General Fund	State's Attorney	\$ 95,600	\$ 91,453	\$ 91,779	\$ 91,254	\$ 96,844	\$ 97,023	\$ 100,038
Deuel County	General Fund	State's Attorney	\$ 71,762	\$ 73,498	\$ 70,500	\$ 72,111	\$ 81,435	\$ 84,420	\$ 87,966
Dewey County	General Fund	State's Attorney	\$ 61,308	\$ 64,756	\$ 68,381	\$ 68,038	\$ 77,767	\$ 72,980	\$ 74,547
Douglas County	General Fund	State's Attorney	\$ 50,385	\$ 52,350	\$ 51,928	\$ 51,597	\$ 54,195	\$ 54,165	\$ 52,188
Edmunds County	General Fund	State's Attorney	\$ 55,518	\$ 47,788	\$ 49,591	\$ 52,345	\$ 57,929	\$ 63,086	\$ 63,123
Fall River County	General Fund	State's Attorney	\$ 155,745	\$ 153,124	\$ 156,034	\$ 158,722	\$ 160,475	\$ 178,886	\$ 159,535
Faulk County	General Fund	State's Attorney	\$ 54,770	\$ 52,483	\$ 53,281	\$ 55,995	\$ 58,702	\$ 62,554	\$ 66,072
Grant County	General Fund	State's Attorney	\$ 111,361	\$ 119,651	\$ 155,351	\$ 166,604	\$ 154,533	\$ 159,510	\$ 167,438
Gregory County	General Fund	State's Attorney	\$ 74,801	\$ 74,881	\$ 75,462	\$ 77,209	\$ 66,890	\$ 57,541	\$ 65,085
Haakon County	General Fund	State's Attorney	\$ 48,863	\$ 50,801	\$ 56,093	\$ 53,659	\$ 54,456	\$ 53,904	\$ 55,029
Hamlin County	General Fund	State's Attorney	\$ 52,154	\$ 47,512	\$ 48,156	\$ 48,183	\$ 50,116	\$ 50,554	\$ 62,178
Hand County	General Fund	State's Attorney	\$ 74,045	\$ 78,241	\$ 69,038	\$ 70,031	\$ 76,330	\$ 76,144	\$ 80,995
Hanson County	General Fund	State's Attorney	\$ 53,375	\$ 65,358	\$ 64,421	\$ 73,531	\$ 86,400	\$ 85,702	\$ 80,310
Harding County	General Fund	State's Attorney	\$ 92,520	\$ 96,767	\$ 90,768	\$ 102,957	\$ 94,798	\$ 107,449	\$ 100,075
Harding County	Other Governmental Funds	State's Attorney							
Hughes County	General Fund	State's Attorney	\$ 259,450	\$ 275,360	\$ 280,475	\$ 309,583	\$ 307,507	\$ 316,704	\$ 380,454
Hutchinson County	General Fund	State's Attorney	\$ 93,450	\$ 96,131	\$ 96,904	\$ 96,508	\$ 93,549	\$ 101,230	\$ 106,283
Hyde County	General Fund	State's Attorney	\$ 108,847	\$ 71,725	\$ 97,551	\$ 82,917	\$ 93,912	\$ 79,044	\$ 80,394

EXHIBIT I-2

State's Attorney
2009 to 2021

Entity	Fund Type	Account							
Name	Description	Description	2009	2010	2011	2012	2013	2014	2015
Jackson County	General Fund	State's Attorney	\$ 50,356	\$ 50,267	\$ 52,678	\$ 53,753	\$ 56,583	\$ 55,501	\$ 57,829
Jerauld County	General Fund	State's Attorney	\$ 55,951	\$ 55,038	\$ 59,710	\$ 61,955	\$ 68,475	\$ 63,167	\$ 61,372
Jones County	General Fund	State's Attorney	\$ 43,049	\$ 40,798	\$ 42,553	\$ 45,826	\$ 52,894	\$ 53,008	\$ 53,429
Kingsbury County	General Fund	State's Attorney	\$ 77,810	\$ 84,617	\$ 87,928	\$ 102,119	\$ 92,079	\$ 100,028	\$ 93,664
Lake County	General Fund	State's Attorney	\$ 160,224	\$ 175,492	\$ 177,375	\$ 191,086	\$ 192,752	\$ 203,848	\$ 210,062
Lawrence County	General Fund	State's Attorney	\$ 431,935	\$ 423,210	\$ 427,716	\$ 447,117	\$ 426,947	\$ 448,503	\$ 449,825
Lincoln County	General Fund	State's Attorney	\$ 675,283	\$ 621,866	\$ 664,254	\$ 700,289	\$ 726,568	\$ 760,878	\$ 888,292
Lyman County	General Fund	State's Attorney	\$ 57,140	\$ 48,960	\$ 49,018	\$ 49,606	\$ 49,230	\$ 50,501	\$ 46,151
Marshall County	General Fund	State's Attorney	\$ 77,792	\$ 83,330	\$ 82,175	\$ 87,983	\$ 84,519	\$ 87,474	\$ 91,846
McCook County	General Fund	State's Attorney	\$ 82,927	\$ 85,755	\$ 83,852	\$ 89,326	\$ 79,894	\$ 82,813	\$ 83,658
McPherson County	General Fund	State's Attorney	\$ 65,200	\$ 67,356	\$ 67,890	\$ 64,114	\$ 65,700	\$ 60,829	\$ 60,440
Meade County	General Fund	State's Attorney	\$ 471,450	\$ 494,075	\$ 477,522	\$ 513,005	\$ 509,336	\$ 521,618	\$ 554,762
Mellette County	General Fund	State's Attorney	\$ 44,256	\$ 46,146	\$ 45,542	\$ 50,396	\$ 50,128	\$ 49,432	\$ 61,967
Miner County	General Fund	State's Attorney	\$ 68,572	\$ 74,041	\$ 76,461	\$ 79,477	\$ 77,513	\$ 78,130	\$ 85,938
Minnehaha County	General Fund	State's Attorney	\$ 2,656,705	\$ 2,744,941	\$ 2,830,959	\$ 2,899,590	\$ 3,143,540	\$ 3,235,384	\$ 3,647,489
Moody County	General Fund	State's Attorney	\$ 104,038	\$ 102,149	\$ 106,628	\$ 112,102	\$ 124,967	\$ 126,953	\$ 133,457
Oglala Lakota County	General Fund	State's Attorney	\$ 13,020	\$ 23,289	\$ 42,754	\$ 42,873	\$ 44,284	\$ 44,434	\$ 44,815
Pennington County	General Fund	State's Attorney	\$ 1,775,953	\$ 1,935,228	\$ 2,150,950	\$ 2,261,198	\$ 2,257,579	\$ 2,432,281	\$ 2,770,614
Pennington County	Other Governmental Funds	State's Attorney							
Perkins County	General Fund	State's Attorney	\$ 101,507	\$ 102,110	\$ 110,844	\$ 95,295	\$ 101,573	\$ 104,965	\$ 129,642
Perkins County	Other Governmental Funds	State's Attorney							
Potter County	General Fund	State's Attorney	\$ 86,346	\$ 75,310	\$ 80,333	\$ 84,597	\$ 87,670	\$ 91,781	\$ 90,827
Roberts County	General Fund	State's Attorney	\$ 127,173	\$ 119,044	\$ 114,545	\$ 114,478	\$ 116,617	\$ 119,534	\$ 125,105
Sanborn County	General Fund	State's Attorney	\$ 57,661	\$ 57,362	\$ 55,336	\$ 56,265	\$ 61,686	\$ 68,252	\$ 70,815
Spink County	General Fund	State's Attorney	\$ 80,102	\$ 93,154	\$ 91,420	\$ 98,324	\$ 100,344	\$ 109,780	\$ 106,618
Stanley County	General Fund	State's Attorney	\$ 102,537	\$ 112,581	\$ 129,117	\$ 127,658	\$ 131,165	\$ 141,817	\$ 144,100
Sully County	General Fund	State's Attorney	\$ 71,091	\$ 73,323	\$ 77,300	\$ 80,832	\$ 85,685	\$ 85,546	\$ 103,741
Todd County	General Fund	State's Attorney	\$ 14,221	\$ 10,903	\$ 10,020	\$ 14,267	\$ 12,471	\$ 11,798	\$ 10,702
Tripp County	General Fund	State's Attorney	\$ 107,746	\$ 117,042	\$ 119,832	\$ 116,338	\$ 120,930	\$ 123,293	\$ 134,589
Turner County	General Fund	State's Attorney	\$ 199,159	\$ 243,687	\$ 160,205	\$ 163,630	\$ 128,132	\$ 164,112	\$ 175,725
Union County	General Fund	State's Attorney	\$ 279,823	\$ 287,479	\$ 282,795	\$ 301,200	\$ 286,756	\$ 300,883	\$ 355,003
Walworth County	General Fund	State's Attorney	\$ 138,835	\$ 151,574	\$ 150,779	\$ 158,678	\$ 163,813	\$ 167,948	\$ 196,450
Yankton County	General Fund	State's Attorney	\$ 316,108	\$ 331,651	\$ 320,966	\$ 332,521	\$ 347,959	\$ 357,637	\$ 389,929
Ziebach County	General Fund	State's Attorney	\$ 52,452	\$ 53,365	\$ 53,901	\$ 55,111	\$ 55,487	\$ 56,052	\$ 57,672

Total All Counties
Reporting

State's Attorney	\$ 13,884,427	\$ 14,213,663	\$ 14,497,740	\$ 15,092,079	\$ 15,594,399	\$ 16,269,358	\$ 17,619,629
------------------	---------------	---------------	---------------	---------------	---------------	---------------	---------------

EXHIBIT I-2

State's Attorney
2009 to 2021

Entity	Fund Type	Account							Average
Name	Description	Description	2016	2017	2018	2019	2020	2021	2009 to 2021
Aurora County	General Fund	State's Attorney	\$ 94,364	\$ 81,451	\$ 88,277	\$ 85,289	\$ 95,100	\$ 86,279	\$ 87,645
Beadle County	General Fund	State's Attorney	\$ 370,022	\$ 357,316	\$ 350,703	\$ 391,499	\$ 504,107	\$ 563,660	\$ 386,180
Bennett County	General Fund	State's Attorney	\$ 103,110	\$ 116,849	\$ 117,230	\$ 117,698	\$ 123,549	\$ 126,126	\$ 111,426
Bennett County	Other Governmental Funds	State's Attorney						\$ 3,946	\$ 3,946
Bon Homme County	General Fund	State's Attorney	\$ 100,685	\$ 106,346	\$ 100,398	\$ 99,761	\$ 107,674	\$ 111,739	\$ 95,885
Brookings County	General Fund	State's Attorney	\$ 741,057	\$ 649,484	\$ 642,581	\$ 621,888		\$ 653,805	\$ 577,547
Brown County	General Fund	State's Attorney	\$ 792,564	\$ 877,135	\$ 887,358	\$ 977,871	\$ 893,093	\$ 976,082	\$ 735,278
Brown County	Other Governmental Funds	State's Attorney							\$ 26,662
Brule County	General Fund	State's Attorney	\$ 138,655	\$ 163,051	\$ 140,680	\$ 176,579	\$ 164,050	\$ 158,379	\$ 137,540
Buffalo County	General Fund	State's Attorney	\$ 43,857	\$ 39,988	\$ 41,169	\$ 41,094	\$ 41,333	\$ 43,385	\$ 40,185
Butte County	General Fund	State's Attorney	\$ 337,596	\$ 317,120	\$ 321,882	\$ 341,698	\$ 407,498	\$ 406,681	\$ 318,771
Campbell County	General Fund	State's Attorney	\$ 81,551	\$ 83,900	\$ 86,450	\$ 89,740	\$ 89,422	\$ 92,056	\$ 77,224
Charles Mix County	General Fund	State's Attorney	\$ 231,030	\$ 315,066	\$ 310,717	\$ 315,597	\$ 215,486	\$ 252,034	\$ 221,972
Clark County	General Fund	State's Attorney	\$ 92,475	\$ 97,846	\$ 92,731	\$ 121,001	\$ 114,669	\$ 120,075	\$ 94,409
Clay County	General Fund	State's Attorney	\$ 235,986	\$ 266,785	\$ 393,846	\$ 415,457	\$ 428,225	\$ 372,692	\$ 271,338
Codington County	General Fund	State's Attorney	\$ 570,493	\$ 583,907	\$ 634,160	\$ 591,569	\$ 646,092	\$ 646,678	\$ 537,491
Codington County	Other Governmental Funds	State's Attorney	\$ 73,451	\$ 74,532	\$ 77,296	\$ 80,180	\$ 83,980	\$ 86,554	\$ 71,356
Corson County	General Fund	State's Attorney	\$ 53,967	\$ 54,837	\$ 57,522	\$ 56,855	\$ 60,558	\$ 64,275	\$ 53,119
Custer County	General Fund	State's Attorney	\$ 221,733	\$ 235,793	\$ 249,377	\$ 295,292	\$ 300,515	\$ 328,524	\$ 243,543
Davison County	General Fund	State's Attorney	\$ 436,171	\$ 433,311	\$ 509,127	\$ 532,535	\$ 602,061	\$ 627,503	\$ 446,341
Day County	General Fund	State's Attorney	\$ 111,685	\$ 116,565	\$ 121,898	\$ 134,057	\$ 136,327	\$ 127,614	\$ 108,626
Deuel County	General Fund	State's Attorney	\$ 92,644	\$ 100,864	\$ 95,762	\$ 104,912	\$ 110,431	\$ 95,793	\$ 87,854
Dewey County	General Fund	State's Attorney	\$ 75,770	\$ 86,282	\$ 83,147	\$ 85,027	\$ 87,228	\$ 85,977	\$ 76,247
Douglas County	General Fund	State's Attorney	\$ 58,374	\$ 61,846	\$ 65,442	\$ 70,446	\$ 74,508	\$ 76,074	\$ 59,500
Edmunds County	General Fund	State's Attorney	\$ 69,890	\$ 66,794	\$ 70,415	\$ 74,403	\$ 74,047	\$ 78,600	\$ 63,348
Fall River County	General Fund	State's Attorney	\$ 172,673	\$ 193,238	\$ 184,118	\$ 172,058	\$ 191,485	\$ 260,843	\$ 176,687
Faulk County	General Fund	State's Attorney	\$ 71,746	\$ 71,039	\$ 73,452	\$ 67,844	\$ 69,688	\$ 75,247	\$ 64,067
Grant County	General Fund	State's Attorney	\$ 176,023	\$ 179,799	\$ 191,172	\$ 184,616	\$ 190,236	\$ 201,878	\$ 166,013
Gregory County	General Fund	State's Attorney	\$ 70,949	\$ 71,777	\$ 90,606	\$ 92,711	\$ 93,269	\$ 93,515	\$ 77,284
Haakon County	General Fund	State's Attorney	\$ 67,507	\$ 60,781	\$ 61,583	\$ 64,606	\$ 66,580	\$ 74,655	\$ 59,117
Hamlin County	General Fund	State's Attorney	\$ 73,217	\$ 81,799	\$ 83,385	\$ 86,922	\$ 91,395	\$ 93,619	\$ 66,861
Hand County	General Fund	State's Attorney	\$ 86,756	\$ 101,992	\$ 100,764	\$ 103,715	\$ 123,151		\$ 86,767
Hanson County	General Fund	State's Attorney	\$ 76,235	\$ 81,209	\$ 82,772	\$ 97,119	\$ 101,194	\$ 101,312	\$ 80,687
Harding County	General Fund	State's Attorney	\$ 87,197	\$ 93,525	\$ 100,075	\$ 88,626	\$ 96,291	\$ 77,057	\$ 94,470
Harding County	Other Governmental Funds	State's Attorney						\$ 2,706	\$ 2,706
Hughes County	General Fund	State's Attorney	\$ 385,030	\$ 444,080	\$ 419,489	\$ 473,097	\$ 518,710	\$ 547,968	\$ 378,301
Hutchinson County	General Fund	State's Attorney	\$ 112,863	\$ 118,191	\$ 122,640	\$ 122,292	\$ 112,858	\$ 113,846	\$ 106,673
Hyde County	General Fund	State's Attorney	\$ 84,716	\$ 92,725	\$ 96,434	\$ 103,497	\$ 109,887	\$ 117,680	\$ 93,795

EXHIBIT I-2

State's Attorney
2009 to 2021

Entity Name	Fund Type Description	Account Description	2016	2017	2018	2019	2020	2021	Average 2009 to 2021
Jackson County	General Fund	State's Attorney	\$ 67,278	\$ 67,008	\$ 68,064	\$ 57,398	\$ 60,626	\$ 62,895	\$ 58,480
Jerauld County	General Fund	State's Attorney	\$ 66,837	\$ 73,583	\$ 81,115	\$ 77,258	\$ 75,560	\$ 85,668	\$ 68,130
Jones County	General Fund	State's Attorney	\$ 53,646	\$ 57,978	\$ 62,599	\$ 60,889	\$ 55,778	\$ 52,041	\$ 51,884
Kingsbury County	General Fund	State's Attorney	\$ 114,040	\$ 111,973	\$ 123,453	\$ 141,226	\$ 131,100	\$ 133,313	\$ 107,181
Lake County	General Fund	State's Attorney	\$ 255,660	\$ 273,407	\$ 260,181	\$ 275,708	\$ 295,728	\$ 295,461	\$ 228,229
Lawrence County	General Fund	State's Attorney	\$ 462,772	\$ 462,277	\$ 511,477	\$ 536,821	\$ 536,023	\$ 603,350	\$ 474,459
Lincoln County	General Fund	State's Attorney	\$ 950,374	\$ 1,031,386	\$ 1,119,433	\$ 1,145,596	\$ 1,355,217	\$ 1,544,370	\$ 937,216
Lyman County	General Fund	State's Attorney	\$ 51,219	\$ 69,630	\$ 69,257	\$ 74,173	\$ 87,120	\$ 95,073	\$ 61,314
Marshall County	General Fund	State's Attorney	\$ 90,619	\$ 88,254	\$ 92,195	\$ 87,652	\$ 90,229	\$ 91,941	\$ 87,385
McCook County	General Fund	State's Attorney	\$ 91,737	\$ 98,042	\$ 100,671	\$ 108,600	\$ 106,196	\$ 115,903	\$ 93,029
McPherson County	General Fund	State's Attorney	\$ 74,592	\$ 99,620	\$ 101,960	\$ 103,814	\$ 99,635	\$ 90,524	\$ 78,590
Meade County	General Fund	State's Attorney	\$ 568,804	\$ 609,065	\$ 618,625	\$ 659,641	\$ 668,855	\$ 661,198	\$ 563,689
Mellette County	General Fund	State's Attorney	\$ 66,420	\$ 70,283	\$ 69,696	\$ 67,643	\$ 68,783	\$ 65,517	\$ 58,170
Miner County	General Fund	State's Attorney	\$ 83,790	\$ 89,285	\$ 93,083	\$ 114,180	\$ 118,770	\$ 120,414	\$ 89,204
Minnehaha County	General Fund	State's Attorney	\$ 3,826,608	\$ 4,238,306	\$ 4,392,885	\$ 4,972,025	\$ 5,614,453	\$ 5,845,947	\$ 3,849,910
Moody County	General Fund	State's Attorney	\$ 162,224	\$ 207,502	\$ 215,304	\$ 247,473	\$ 257,800	\$ 263,105	\$ 166,439
Oglala Lakota County	General Fund	State's Attorney	\$ 43,694	\$ 43,395	\$ 49,369	\$ 40,386	\$ 36,270	\$ 54,984	\$ 40,274
Pennington County	General Fund	State's Attorney	\$ 4,162,426	\$ 4,893,080	\$ 4,801,643	\$ 5,110,644	\$ 5,345,219	\$ 5,870,227	\$ 3,520,542
Pennington County	Other Governmental Funds	State's Attorney		\$ 40,608	\$ 177,186	\$ 214,691	\$ 193,593		\$ 156,520
Perkins County	General Fund	State's Attorney	\$ 131,571	\$ 131,572	\$ 141,158	\$ 145,209	\$ 143,753	\$ 107,946	\$ 119,011
Perkins County	Other Governmental Funds	State's Attorney						\$ 1,279	\$ 1,279
Potter County	General Fund	State's Attorney	\$ 87,349	\$ 93,367	\$ 88,572	\$ 94,556	\$ 96,218	\$ 97,091	\$ 88,771
Roberts County	General Fund	State's Attorney	\$ 136,755	\$ 147,348	\$ 150,672	\$ 174,653	\$ 223,770	\$ 204,956	\$ 144,204
Sanborn County	General Fund	State's Attorney	\$ 72,726	\$ 76,201	\$ 78,528	\$ 82,676	\$ 85,506	\$ 103,738	\$ 71,289
Spink County	General Fund	State's Attorney	\$ 111,350	\$ 120,610	\$ 130,808	\$ 124,301	\$ 127,639	\$ 133,798	\$ 109,865
Stanley County	General Fund	State's Attorney	\$ 152,813	\$ 151,845	\$ 147,373	\$ 183,456	\$ 194,995		\$ 143,288
Sully County	General Fund	State's Attorney	\$ 97,152	\$ 107,527	\$ 109,507	\$ 110,686	\$ 115,366	\$ 118,797	\$ 95,119
Todd County	General Fund	State's Attorney	\$ 10,702	\$ 21,855	\$ 19,245	\$ 17,458	\$ 21,512	\$ 16,731	\$ 14,760
Tripp County	General Fund	State's Attorney	\$ 140,631	\$ 148,280	\$ 149,077	\$ 144,417	\$ 138,912	\$ 166,054	\$ 132,857
Turner County	General Fund	State's Attorney	\$ 222,458	\$ 199,000	\$ 200,719	\$ 227,056	\$ 211,146	\$ 236,097	\$ 194,702
Union County	General Fund	State's Attorney	\$ 371,005	\$ 384,775	\$ 402,230	\$ 441,966	\$ 457,099	\$ 478,603	\$ 356,124
Walworth County	General Fund	State's Attorney	\$ 199,403	\$ 196,915	\$ 224,500	\$ 214,045	\$ 233,718	\$ 243,598	\$ 187,712
Yankton County	General Fund	State's Attorney	\$ 395,868	\$ 409,002	\$ 457,166	\$ 446,569	\$ 496,196	\$ 509,178	\$ 393,135
Ziebach County	General Fund	State's Attorney	\$ 58,636	\$ 60,532	\$ 64,996	\$ 63,587	\$ 60,440	\$ 50,736	\$ 57,151

Total All Counties Reporting

State's Attorney	\$ 19,973,204	\$ 21,750,730	\$ 22,517,401	\$ 24,044,007	\$ 24,927,921	\$ 26,465,387	\$ 18,988,457
------------------	---------------	---------------	---------------	---------------	---------------	---------------	---------------

EXHIBIT I-3

County Court Appointed Attorney Expenditures
2009 to 2021

Entity	Fund Type	Account									
Name	Description	Description	2009	2010	2011	2012	2013	2014	2015	2016	2017
Beadle County	General Fund	Court Appointed Attorney	\$ 242,786	\$ 328,121	\$ 257,324	\$ 251,264	\$ 232,524	\$ 246,342	\$ 230,662	\$ 277,808	\$ 365,524
Bennett County	General Fund	Court Appointed Attorney	\$ 52,520	\$ 50,816	\$ 69,780	\$ 100,977	\$ 135,720	\$ 102,394	\$ 90,312	\$ 126,314	\$ 147,543
Brown County	General Fund	Court Appointed Attorney	\$ 302,481	\$ 304,050	\$ 327,101	\$ 333,847	\$ 313,616	\$ 342,282	\$ 515,485	\$ 492,788	\$ 757,526
Brule County	General Fund	Court Appointed Attorney	\$ 69,619	\$ 74,950	\$ 53,591	\$ 52,135	\$ 102,439	\$ 94,974	\$ 141,606	\$ 141,669	\$ 189,725
Buffalo County	General Fund	Court Appointed Attorney	\$ 12,892	\$ 2,844	\$ 3,548	\$ 4,233	\$ 29,918	\$ 69,466	\$ 19,346	\$ 12,380	\$ 1,445
Butte County	General Fund	Court Appointed Attorney	\$ 154,728	\$ 206,974	\$ 158,124	\$ 181,394	\$ 187,578	\$ 281,428	\$ 210,223	\$ 238,474	\$ 221,833
Campbell County	General Fund	Court Appointed Attorney	\$ 11,133	\$ 1,422	\$ 1,609	\$ 1,390	\$ 9,436	\$ 9,544	\$ 2,158	\$ 12,986	\$ 4,280
Charles Mix County	General Fund	Court Appointed Attorney		\$ 210,404	\$ 154,215	\$ 176,896	\$ 266,776	\$ 290,690	\$ 183,531	\$ 212,000	\$ 222,226
Clark County	General Fund	Court Appointed Attorney	\$ 21,581	\$ 19,112	\$ 21,945	\$ 21,059	\$ 19,299	\$ 34,757	\$ 29,320	\$ 57,785	\$ 85,383
Clay County	General Fund	Court Appointed Attorney	\$ 24,409	\$ 22,478	\$ 23,227	\$ 21,105	\$ 18,343	\$ 42,984	\$ 79,978	\$ 54,046	\$ 32,798
Codington County	General Fund	Court Appointed Attorney	\$ 64,105	\$ 138,043	\$ 72,453	\$ 74,019	\$ 141,582	\$ 64,431	\$ 80,792	\$ 103,844	\$ 114,879
Corson County	General Fund	Court Appointed Attorney	\$ 17,881	\$ 6,484	\$ 19,081	\$ 25,717	\$ 10,260	\$ 22,864	\$ 13,710	\$ 12,378	\$ 20,716
Custer County	General Fund	Court Appointed Attorney							\$ 125,227		\$ 138,750
Davison County	General Fund	Court Appointed Attorney									
Day County	General Fund	Court Appointed Attorney		\$ 54,068	\$ 42,566	\$ 51,562	\$ 46,538	\$ 44,521	\$ 58,480	\$ 54,902	\$ 114,314
Deuel County	General Fund	Court Appointed Attorney	\$ 20,920	\$ 24,053	\$ 13,638	\$ 11,981	\$ 6,566	\$ 18,526	\$ 24,103	\$ 17,803	\$ 39,376
Edmunds County	General Fund	Court Appointed Attorney	\$ 26,749	\$ 29,461	\$ 14,128	\$ 20,551	\$ 18,422	\$ 31,836	\$ 27,099	\$ 31,128	
Fall River County	General Fund	Court Appointed Attorney	\$ 93,388	\$ 86,786	\$ 123,943	\$ 118,851	\$ 125,016	\$ 180,996	\$ 178,263	\$ 168,246	\$ 183,893
Faulk County	General Fund	Court Appointed Attorney	\$ 13,229		\$ 4,944	\$ 13,784	\$ 11,632		\$ 9,642	\$ 14,165	\$ 7,091
Grant County	General Fund	Court Appointed Attorney	\$ 46,356	\$ 45,529	\$ 56,659	\$ 50,934	\$ 45,095	\$ 47,972	\$ 55,687	\$ 82,342	\$ 124,068
Gregory County	General Fund	Court Appointed Attorney	\$ 10,909	\$ 13,469	\$ 59,685	\$ 31,818	\$ 64,539	\$ 44,241	\$ 51,114	\$ 305,267	\$ 93,489
Haakon County	General Fund	Court Appointed Attorney	\$ 7,143	\$ 4,494	\$ 25,123	\$ 15,246	\$ 5,166	\$ 6,134	\$ 6,593	\$ 9,224	\$ 3,299
Hamlin County	General Fund	Court Appointed Attorney	\$ 25,709	\$ 25,440	\$ 43,746	\$ 17,105	\$ 19,513	\$ 24,542	\$ 72,984	\$ 44,379	\$ 45,994
Hand County	General Fund	Court Appointed Attorney	\$ 4,492	\$ 4,225	\$ 5,555	\$ 10,237	\$ 10,916	\$ 2,632	\$ 7,313	\$ 11,796	\$ 17,350
Hughes County	General Fund	Court Appointed Attorney	\$ 53,044	\$ 97,414	\$ 103,412	\$ 33,713	\$ 116,531	\$ 134,783	\$ 72,135	\$ 54,686	\$ 227,388
Hutchinson County	General Fund	Court Appointed Attorney								\$ 48,757	\$ 38,643
Hyde County	General Fund	Court Appointed Attorney	\$ 88,815	\$ 10,520	\$ 127,264	\$ 5,887	\$ 11,443	\$ 10,086	\$ 1,990	\$ 4,716	\$ 14,908
Jerauld County	General Fund	Court Appointed Attorney	\$ 27,512	\$ 13,231	\$ 13,181	\$ 7,080	\$ 15,114	\$ 9,732	\$ 24,041	\$ 21,714	\$ 25,833
Jones County	General Fund	Court Appointed Attorney	\$ 4,308	\$ 5,490	\$ 12,975	\$ 3,363	\$ 12,795	\$ 5,675	\$ 11,465	\$ 19,204	\$ 24,390
Kingsbury County	General Fund	Court Appointed Attorney	\$ 16,646	\$ 17,238	\$ 34,387	\$ 13,674	\$ 14,763	\$ 8,974	\$ 9,726	\$ 17,078	\$ 23,702
Lawrence County	General Fund	Court Appointed Attorney	\$ 260,118	\$ 254,408	\$ 342,632	\$ 182,290	\$ 182,388	\$ 156,457	\$ 150,195	\$ 268,429	\$ 277,499
Lyman County	General Fund	Court Appointed Attorney	\$ 44,215	\$ 46,727	\$ 38,698	\$ 35,251	\$ 42,224	\$ 79,147	\$ 101,487	\$ 113,633	\$ 100,578
Marshall County	General Fund	Court Appointed Attorney	\$ 21,764	\$ 20,562	\$ 25,795	\$ 34,988	\$ 40,695	\$ 43,764	\$ 31,977	\$ 31,939	\$ 48,141
McCook County	General Fund	Court Appointed Attorney	\$ 37,949	\$ 65,591	\$ 49,341	\$ 72,215	\$ 59,530	\$ 23,921	\$ 26,597	\$ 64,871	\$ 54,928
McPherson County	General Fund	Court Appointed Attorney	\$ 15,124	\$ 11,072	\$ 10,280	\$ 10,661	\$ 8,332	\$ 8,720	\$ 5,822		\$ 20,158
Meade County	General Fund	Court Appointed Attorney	\$ 193,143	\$ 202,756	\$ 224,988	\$ 279,598	\$ 298,164	\$ 340,123	\$ 284,839	\$ 335,624	\$ 373,115
Mellette County	General Fund	Court Appointed Attorney	\$ 22,265	\$ 52,199	\$ 46,540	\$ 98,841	\$ 44,717	\$ 13,203	\$ 40,413	\$ 31,069	\$ 32,936
Miner County	General Fund	Court Appointed Attorney	\$ 34,061	\$ 9,276	\$ 9,773	\$ 9,981	\$ 18,586	\$ 12,685	\$ 8,025	\$ 7,940	\$ 13,186

EXHIBIT I-3

County Court Appointed Attorney Expenditures
2009 to 2021

Entity Name	Fund Type	Account Description	2009	2010	2011	2012	2013	2014	2015	2016	2017
Minnehaha County	General Fund	Court Appointed Attorney	\$ 470,386	\$ 480,517	\$ 504,511	\$ 531,378	\$ 624,795	\$ 698,335	\$ 703,341	\$ 797,372	\$ 917,009
Moody County	General Fund	Court Appointed Attorney	\$ 97,179	\$ 86,492	\$ 100,090	\$ 81,410	\$ 95,994	\$ 109,525	\$ 107,052	\$ 124,483	\$ 137,510
Oglala Lakota County	General Fund	Court Appointed Attorney	\$ 737	\$ 1,418	\$ 4,683	\$ 2,175	\$ 2,262	\$ 1,619	\$ 6,828	\$ 10,912	\$ 4,392
Pennington County	General Fund	Court Appointed Attorney	\$ 263,753	\$ 364,902	\$ 277,769	\$ 250,237	\$ 433,042	\$ 625,629	\$ 615,123	\$ 713,354	\$ 1,037,966
Potter County	General Fund	Court Appointed Attorney	\$ 17,251	\$ 10,592	\$ 6,684		\$ 12,662	\$ 4,795	\$ 19,512	\$ 20,596	\$ 8,005
Roberts County	General Fund	Court Appointed Attorney	\$ 120,368	\$ 78,070	\$ 88,199	\$ 71,042	\$ 144,996	\$ 188,541	\$ 143,221	\$ 49,126	\$ 80,332
Spink County	General Fund	Court Appointed Attorney	\$ 44,759	\$ 46,957	\$ 54,558	\$ 56,336	\$ 40,281	\$ 60,696	\$ 39,219	\$ 75,295	\$ 56,400
Stanley County	General Fund	Court Appointed Attorney	\$ 47,711	\$ 61,546	\$ 59,405	\$ 49,872	\$ 64,976	\$ 59,330	\$ 55,067	\$ 75,711	\$ 37,552
Sully County	General Fund	Court Appointed Attorney	\$ 25,780	\$ 13,301	\$ 20,785	\$ 24,563	\$ 23,228	\$ 20,458	\$ 7,344	\$ 27,213	\$ 23,832
Todd County	General Fund	Court Appointed Attorney	\$ 7,533	\$ 3,627	\$ 3,031	\$ 1,010	\$ 2,068	\$ 2,274	\$ 2,993	\$ 2,993	\$ 23,337
Tripp County	General Fund	Court Appointed Attorney	\$ 88,524	\$ 90,297	\$ 163,915	\$ 119,917	\$ 84,964	\$ 96,649	\$ 92,405	\$ 135,047	\$ 111,968
Union County	General Fund	Court Appointed Attorney	\$ 19,192	\$ 28,707	\$ 44,686	\$ 3,242	\$ 8,560	\$ 12,406	\$ 25,522	\$ 11,551	\$ 11,931
Walworth County	General Fund	Court Appointed Attorney	\$ 42,155	\$ 108,254	\$ 75,503	\$ 69,737	\$ 67,777	\$ 71,313	\$ 88,433	\$ 98,568	\$ 88,778
Yankton County	General Fund	Court Appointed Attorney				\$ 47,433					

Total All Counties Reporting

Court Appointed Attorney

\$ 3,287,320 \$ 3,834,385 \$ 3,995,070 \$ 3,682,000 \$ 4,291,776 \$ 4,802,395 \$ 4,888,407 \$ 5,643,605 \$ 6,745,916

EXHIBIT I-3

County Court Appointed Attorney Expenditure
2009 to 2021

Entity	Fund Type	Account					Average
Name	Description	Description	2018	2019	2020	2021	2009 to 2021
Beadle County	General Fund	Court Appointed Attorney	\$ 347,750	\$ 307,451	\$ 294,248	\$ 303,880	\$ 283,514
Bennett County	General Fund	Court Appointed Attorney	\$ 192,689	\$ 124,467	\$ 100,522	\$ 125,451	\$ 109,193
Brown County	General Fund	Court Appointed Attorney	\$ 680,095	\$ 973,749	\$ 818,129	\$ 690,651	\$ 527,062
Brule County	General Fund	Court Appointed Attorney	\$ 143,987	\$ 180,028	\$ 145,156	\$ 142,789	\$ 117,898
Buffalo County	General Fund	Court Appointed Attorney	\$ 12,323	\$ 7,789	\$ 2,418	\$ 12,737	\$ 14,718
Butte County	General Fund	Court Appointed Attorney	\$ 260,221	\$ 238,362	\$ 212,095	\$ 246,885	\$ 215,255
Campbell County	General Fund	Court Appointed Attorney	\$ 11,685	\$ 10,539	\$ 6,755	\$ 7,369	\$ 6,947
Charles Mix County	General Fund	Court Appointed Attorney	\$ 212,233	\$ 167,349	\$ 238,334	\$ 294,072	\$ 219,060
Clark County	General Fund	Court Appointed Attorney	\$ 31,463	\$ 25,572	\$ 18,634	\$ 29,963	\$ 31,990
Clay County	General Fund	Court Appointed Attorney	\$ 53,852	\$ 114,400	\$ 45,804	\$ 82,554	\$ 47,383
Codington County	General Fund	Court Appointed Attorney	\$ 148,818	\$ 170,363	\$ 162,520	\$ 211,623	\$ 119,036
Corson County	General Fund	Court Appointed Attorney	\$ 53,663	\$ 69,762	\$ 62,040	\$ 72,878	\$ 31,341
Custer County	General Fund	Court Appointed Attorney		\$ 56,810	\$ 107,707	\$ 74,209	\$ 100,541
Davison County	General Fund	Court Appointed Attorney	\$ 553,612	\$ 697,949	\$ 483,232	\$ 548,535	\$ 570,832
Day County	General Fund	Court Appointed Attorney	\$ 144,158	\$ 222,291	\$ 119,158	\$ 102,699	\$ 87,938
Deuel County	General Fund	Court Appointed Attorney	\$ 16,325	\$ 23,858	\$ 11,788	\$ 14,816	\$ 18,750
Edmunds County	General Fund	Court Appointed Attorney	\$ 33,246	\$ 20,880	\$ 28,754	\$ 24,584	\$ 25,570
Fall River County	General Fund	Court Appointed Attorney	\$ 240,054	\$ 287,808	\$ 223,980	\$ 229,492	\$ 172,363
Faulk County	General Fund	Court Appointed Attorney	\$ 10,644	\$ 9,571	\$ 19,828	\$ 13,824	\$ 11,669
Grant County	General Fund	Court Appointed Attorney	\$ 78,113	\$ 63,138	\$ 57,779	\$ 56,095	\$ 62,290
Gregory County	General Fund	Court Appointed Attorney	\$ 140,720	\$ 125,245	\$ 63,219	\$ 60,311	\$ 81,848
Haakon County	General Fund	Court Appointed Attorney	\$ 30,577	\$ 36,049	\$ 41,920	\$ 19,136	\$ 16,162
Hamlin County	General Fund	Court Appointed Attorney	\$ 36,535	\$ 32,182	\$ 22,049	\$ 32,527	\$ 34,054
Hand County	General Fund	Court Appointed Attorney	\$ 20,287	\$ 16,684	\$ 25,636		\$ 11,427
Hughes County	General Fund	Court Appointed Attorney	\$ 213,808	\$ 123,184	\$ 244,085	\$ 443,769	\$ 147,535
Hutchinson County	General Fund	Court Appointed Attorney	\$ 79,250	\$ 28,713	\$ 28,292	\$ 28,726	\$ 42,063
Hyde County	General Fund	Court Appointed Attorney	\$ 6,603	\$ 209	\$ 3,576	\$ 1,038	\$ 22,081
Jerauld County	General Fund	Court Appointed Attorney	\$ 12,847	\$ 10,916	\$ 8,410	\$ 20,094	\$ 16,131
Jones County	General Fund	Court Appointed Attorney	\$ 15,529	\$ 24,417	\$ 32,094	\$ 32,094	\$ 15,677
Kingsbury County	General Fund	Court Appointed Attorney	\$ 58,378	\$ 54,579	\$ 32,799	\$ 33,132	\$ 25,775
Lawrence County	General Fund	Court Appointed Attorney	\$ 342,172	\$ 217,258	\$ 255,252	\$ 299,204	\$ 245,254
Lyman County	General Fund	Court Appointed Attorney	\$ 116,364	\$ 99,556	\$ 80,944	\$ 86,764	\$ 75,815
Marshall County	General Fund	Court Appointed Attorney	\$ 91,797	\$ 71,499	\$ 57,304	\$ 53,642	\$ 44,143
McCook County	General Fund	Court Appointed Attorney	\$ 65,723	\$ 30,226	\$ 30,496	\$ 31,427	\$ 47,140
McPherson County	General Fund	Court Appointed Attorney	\$ 22,305	\$ 25,125	\$ 26,822	\$ 18,799	\$ 15,268
Meade County	General Fund	Court Appointed Attorney	\$ 373,996	\$ 358,885	\$ 329,804	\$ 447,466	\$ 310,962
Mellette County	General Fund	Court Appointed Attorney	\$ 61,381	\$ 60,387	\$ 61,703	\$ 45,240	\$ 46,992
Miner County	General Fund	Court Appointed Attorney	\$ 18,801	\$ 10,977	\$ 19,659	\$ 16,305	\$ 14,558

EXHIBIT I-3

County Court Appointed Attorney Expenditure
2009 to 2021

Entity	Fund Type	Account					Average
Name	Description	Description	2018	2019	2020	2021	2009 to 2021
Minnehaha County	General Fund	Court Appointed Attorney	\$ 987,739	\$ 1,062,145	\$ 1,192,872	\$ 1,250,192	\$ 786,199
Moody County	General Fund	Court Appointed Attorney	\$ 136,450	\$ 140,816	\$ 144,974	\$ 154,608	\$ 116,660
Oglala Lakota County	General Fund	Court Appointed Attorney	\$ 7,705	\$ 7,157	\$ 4,219	\$ 3,444	\$ 4,427
Pennington County	General Fund	Court Appointed Attorney	\$ 1,104,256	\$ 1,421,299	\$ 1,143,097	\$ 1,131,704	\$ 721,702
Potter County	General Fund	Court Appointed Attorney	\$ 14,816	\$ 10,330	\$ 18,477	\$ 20,095	\$ 13,651
Roberts County	General Fund	Court Appointed Attorney	\$ 100,746	\$ 104,000	\$ 106,510	\$ 77,915	\$ 104,082
Spink County	General Fund	Court Appointed Attorney	\$ 60,616	\$ 80,934	\$ 97,049	\$ 65,261	\$ 59,874
Stanley County	General Fund	Court Appointed Attorney	\$ 64,764	\$ 63,327	\$ 80,347		\$ 59,967
Sully County	General Fund	Court Appointed Attorney	\$ 12,023	\$ 26,420		\$ 10,054	\$ 19,583
Todd County	General Fund	Court Appointed Attorney	\$ 18,805	\$ 16,148	\$ 6,394	\$ 4,798	\$ 7,308
Tripp County	General Fund	Court Appointed Attorney	\$ 125,283	\$ 122,140	\$ 88,251	\$ 113,912	\$ 110,252
Union County	General Fund	Court Appointed Attorney	\$ 4,453		\$ 3,622		\$ 15,807
Walworth County	General Fund	Court Appointed Attorney	\$ 135,702	\$ 195,598	\$ 137,133	\$ 148,363	\$ 102,101
Yankton County	General Fund	Court Appointed Attorney					\$ 47,433
Total All Counties Reporting		Court Appointed Attorney	\$ 7,705,358	\$ 8,348,538	\$ 7,545,889	\$ 7,935,129	\$ 5,592,753

EXHIBIT I-4

**County Public Defender Expenditures
2009 to 2021**

Entity	Fund Type	Account							
Name	Description	Description	2009	2010	2011	2012	2013	2014	2015
Brown County	General Fund	Public Defender					\$ 39,279		
Clay County	General Fund	Public Defender	\$ 43,747	\$ 44,820	\$ 46,213	\$ 47,542	\$ 48,976	\$ 60,401	\$ 67,887
Codington County	General Fund	Public Defender	\$ 188,304	\$ 198,934	\$ 188,698	\$ 197,072	\$ 191,139	\$ 190,047	\$ 231,377
Davison County	General Fund	Public Defender	\$ 265,266	\$ 245,192	\$ 246,159	\$ 234,163	\$ 245,668	\$ 309,844	\$ 450,490
Day County	General Fund	Public Defender	\$ 51,227						
Edmunds County	General Fund	Public Defender							
Fall River County	General Fund	Public Defender		\$ 17					
Faulk County	General Fund	Public Defender		\$ 9,658				\$ 4,693	
Gregory County	General Fund	Public Defender	\$ 31,798	\$ 58,743					
Hughes County	General Fund	Public Defender	\$ 195,056	\$ 218,351	\$ 226,495	\$ 231,303	\$ 249,648	\$ 249,746	\$ 249,540
Lawrence County	General Fund	Public Defender	\$ 351,871	\$ 367,682	\$ 360,035	\$ 370,112	\$ 356,312	\$ 363,126	\$ 382,409
Minnehaha County	General Fund	Public Defender	\$ 2,006,634	\$ 2,150,229	\$ 2,193,073	\$ 2,141,329	\$ 2,324,954	\$ 2,421,805	\$ 2,563,972
Pennington County	General Fund	Public Defender	\$ 1,445,550	\$ 1,577,101	\$ 1,644,913	\$ 1,697,148	\$ 1,765,544	\$ 1,956,155	\$ 2,292,549
Potter County	General Fund	Public Defender				\$ 13,013			
Roberts County	General Fund	Public Defender							
Sully County	General Fund	Public Defender							
Union County	General Fund	Public Defender	\$ 155,052	\$ 160,528	\$ 162,054	\$ 160,136	\$ 151,856	\$ 158,439	\$ 160,323
Yankton County	General Fund	Public Defender							

**Total All Counties
Reporting**

Public Defender	\$ 4,734,506	\$ 5,031,255	\$ 5,067,641	\$ 5,091,819	\$ 5,373,375	\$ 5,714,257	\$ 6,398,547
------------------------	---------------------	---------------------	---------------------	---------------------	---------------------	---------------------	---------------------

EXHIBIT I-4

**County Public Defender Expenditu
2009 to 2021**

Entity	Fund Type	Account							Average
Name	Description	Description	2016	2017	2018	2019	2020	2021	2009 to 2021
Brown County	General Fund	Public Defender							\$ 39,279
Clay County	General Fund	Public Defender	\$ 71,925	\$ 73,383	\$ 74,863	\$ 77,550	\$ 102,254	\$ 110,210	\$ 66,905
Codington County	General Fund	Public Defender	\$ 243,930	\$ 247,955	\$ 253,766	\$ 284,117	\$ 282,832	\$ 284,713	\$ 229,453
Davison County	General Fund	Public Defender	\$ 327,821	\$ 351,037					\$ 297,294
Day County	General Fund	Public Defender							\$ 51,227
Edmunds County	General Fund	Public Defender		\$ 24,431					\$ 24,431
Fall River County	General Fund	Public Defender							\$ 17
Faulk County	General Fund	Public Defender							\$ 7,175
Gregory County	General Fund	Public Defender							\$ 45,271
Hughes County	General Fund	Public Defender	\$ 254,603	\$ 204,540	\$ 329,167	\$ 356,250	\$ 315,000	\$ 323,750	\$ 261,804
Lawrence County	General Fund	Public Defender	\$ 390,752	\$ 386,379	\$ 400,885	\$ 419,857	\$ 435,506	\$ 433,629	\$ 386,043
Minnehaha County	General Fund	Public Defender	\$ 2,665,755	\$ 3,063,612	\$ 3,187,817	\$ 3,345,981	\$ 3,513,791	\$ 3,854,512	\$ 2,725,651
Pennington County	General Fund	Public Defender	\$ 2,485,344	\$ 2,684,875	\$ 2,696,476	\$ 2,975,774	\$ 3,024,541	\$ 3,190,830	\$ 2,264,369
Potter County	General Fund	Public Defender			\$ 4,400	\$ 4,445		\$ 2,000	\$ 5,965
Roberts County	General Fund	Public Defender	\$ 75,532	\$ 105,955	\$ 102,000	\$ 102,000	\$ 99,000	\$ 108,000	\$ 98,748
Sully County	General Fund	Public Defender					\$ 14,116		\$ 14,116
Union County	General Fund	Public Defender	\$ 162,954	\$ 164,404	\$ 179,425	\$ 199,789	\$ 220,959	\$ 218,514	\$ 173,418
Yankton County	General Fund	Public Defender				\$ 28,300			\$ 28,300
Total All Counties Reporting		Public Defender	\$ 6,678,615	\$ 7,306,572	\$ 7,228,798	\$ 7,794,064	\$ 8,007,999	\$ 8,526,158	\$ 6,381,046

EXHIBIT I-5

County Other Legal Services Expenditures
2009 to 2021

Entity	Fund Type	Account	2009	2010	2011	2012	2013	2014	2015
Name	Description	Description							
Brookings County	General Fund	Other Legal Services							
Brown County	Other Governmental Funds	Other Legal Services	\$ 32,854	\$ 37,352	\$ 32,071	\$ 21,874	\$ 19,224	\$ 14,294	\$ 17,855
Brule County	General Fund	Other Legal Services							
Butte County	General Fund	Other Legal Services							
Butte County	Other Governmental Funds	Other Legal Services	\$ 20,892	\$ 20,946	\$ 3,774				
Clark County	General Fund	Other Legal Services							
Codington County	General Fund	Other Legal Services							
Corson County	General Fund	Other Legal Services	\$ 6,909	\$ 26,328	\$ 10,286	\$ 495			
Davison County	General Fund	Other Legal Services					\$ 1,000	\$ 1,000	
Fall River County	General Fund	Other Legal Services							
Faulk County	General Fund	Other Legal Services							
Kingsbury County	General Fund	Other Legal Services	\$ 9,162	\$ 9,691	\$ 9,462	\$ 10,854	\$ 5,318	\$ 6,262	\$ 6,047
Miner County	General Fund	Other Legal Services							
Pennington County	General Fund	Other Legal Services	\$ 651,383	\$ 663,033	\$ 539,890	\$ 507,996	\$ 576,066	\$ 616,490	\$ 662,492
Potter County	General Fund	Other Legal Services							
Spink County	General Fund	Other Legal Services							
Stanley County	General Fund	Other Legal Services		\$ 2,095					
Yankton County	General Fund	Other Legal Services	\$ 27,729	\$ 32,293	\$ 28,624				

Total All Counties
Reporting

Other Legal Services	\$ 748,929	\$ 791,737	\$ 624,107	\$ 541,219	\$ 601,608	\$ 638,046	\$ 686,393
----------------------	-------------------	-------------------	-------------------	-------------------	-------------------	-------------------	-------------------

EXHIBIT I-5

County Other Legal Services Expenditures
2009 to 2021

Entity	Fund Type	Account	2016	2017	2018	2019	2020	2021	Average
Name	Description	Description	2016	2017	2018	2019	2020	2021	2009 to 2021
Brookings County	General Fund	Other Legal Services			\$ 25,000				\$ 25,000
Brown County	Other Governmental Funds	Other Legal Services	\$ 28,702	\$ 22,036					\$ 25,140
Brule County	General Fund	Other Legal Services				\$ 8,220	\$ 19,412	\$ 11,977	\$ 13,203
Butte County	General Fund	Other Legal Services		\$ 4,000		\$ 5,000	\$ 19,103	\$ 3,000	\$ 7,776
Butte County	Other Governmental Funds	Other Legal Services							\$ 15,204
Clark County	General Fund	Other Legal Services		\$ 4,400		\$ 5,500	\$ 5,500	\$ 2,000	\$ 4,350
Codington County	General Fund	Other Legal Services				\$ 34,870	\$ 47,516	\$ 11,879	\$ 31,422
Corson County	General Fund	Other Legal Services					\$ 4,860	\$ 2,860	\$ 8,623
Davison County	General Fund	Other Legal Services							\$ 1,000
Fall River County	General Fund	Other Legal Services	\$ 500			\$ 1,585	\$ 1,585	\$ 1,585	\$ 1,314
Faulk County	General Fund	Other Legal Services				\$ 4,400	\$ 4,400	\$ 1,100	\$ 3,300
Kingsbury County	General Fund	Other Legal Services							\$ 8,114
Miner County	General Fund	Other Legal Services	\$ 932	\$ 9,631					\$ 5,282
Pennington County	General Fund	Other Legal Services							\$ 602,478
Potter County	General Fund	Other Legal Services		\$ 93					\$ 93
Spink County	General Fund	Other Legal Services				\$ 7,200	\$ 8,000	\$ 4,000	\$ 6,400
Stanley County	General Fund	Other Legal Services							\$ 2,095
Yankton County	General Fund	Other Legal Services					\$ 38,356	\$ 9,589	\$ 27,318

Total All Counties
Reporting

Other Legal Services	\$ 30,134	\$ 40,160	\$ 25,000	\$ 66,775	\$ 148,732	\$ 47,990	\$ 383,910
----------------------	------------------	------------------	------------------	------------------	-------------------	------------------	-------------------

EXHIBIT I-6

County Abused and Neglected Child Defense Expenditures
2009 to 2021

Entity	Fund Type	Account	2009	2010	2011	2012	2013	2014	2015	2016	2017
Name	Description	Description									
Bennett County	General Fund	Abused and Neglected Child Defense	\$ 49,312	\$ 13,702	\$ 25,812	\$ 23,508	\$ 21,084	\$ 13,253	\$ 12,333	\$ 6,327	\$ 9,502
Brookings County	General Fund	Abused and Neglected Child Defense	\$ 10,000	\$ 10,000	\$ 10,000	\$ 10,000	\$ 12,000	\$ 12,000	\$ 15,000	\$ 25,000	\$ 25,000
Brown County	General Fund	Abused and Neglected Child Defense	\$ 15,000	\$ 15,000	\$ 15,000	\$ 14,250	\$ 15,000	\$ 15,000	\$ 15,000	\$ 19,524	\$ 108,327
Brule County	General Fund	Abused and Neglected Child Defense		\$ 497	\$ 7,725	\$ 4,809	\$ 4,054	\$ 483	\$ 13,774	\$ 3,181	
Charles Mix County	General Fund	Abused and Neglected Child Defense				\$ 15,672	\$ 35,077	\$ 19,732	\$ 35,882	\$ 40,500	\$ 55,168
Clark County	General Fund	Abused and Neglected Child Defense									
Clay County	General Fund	Abused and Neglected Child Defense	\$ 6,435	\$ 5,098	\$ 6,205	\$ 2,671	\$ 10,851	\$ 13,842	\$ 7,557	\$ 9,336	\$ 12,307
Codington County	General Fund	Abused and Neglected Child Defense	\$ 3,837	\$ 2,418		\$ 1,984	\$ 1,756		\$ 1,828		\$ 479
DeVos County	General Fund	Abused and Neglected Child Defense	\$ 8,682	\$ 40,149	\$ 17,800	\$ 13,966	\$ 33,917	\$ 26,672	\$ 15,637	\$ 35,265	\$ 38,359
Deuel County	General Fund	Abused and Neglected Child Defense	\$ 3,494		\$ 123	\$ 484					\$ 1,449
Fall River County	General Fund	Abused and Neglected Child Defense	\$ 1,722		\$ 11,120	\$ 20,364	\$ 5,167	\$ 10,578	\$ 6,936	\$ 42,231	\$ 27,751
Faulk County	General Fund	Abused and Neglected Child Defense									\$ 3,800
Grant County	General Fund	Abused and Neglected Child Defense	\$ 19	\$ 286	\$ 1,587	\$ 1,009	\$ 752	\$ 5	\$ 4	\$ 9,338	\$ 3,902
Gregory County	General Fund	Abused and Neglected Child Defense			\$ 6,952	\$ 2,899	\$ 8,873	\$ 5,090	\$ 2,429	\$ 1,479	
Hand County	General Fund	Abused and Neglected Child Defense		\$ 487		\$ 7,007					\$ 477
Hughes County	General Fund	Abused and Neglected Child Defense	\$ 6,524	\$ 15,633	\$ 6,567		\$ 7,945	\$ 12,556	\$ 5,795	\$ 1,313	\$ 13,173
Hughes County	Other Governmental Funds	Abused and Neglected Child Defense								\$ 5,925	
Hutchinson County	General Fund	Abused and Neglected Child Defense								\$ 3,498	\$ 3,096
Hyde County	General Fund	Abused and Neglected Child Defense						\$ 5,480			
Jones County	General Fund	Abused and Neglected Child Defense	\$ 3,320	\$ 1,790	\$ 175				\$ 516		\$ 1,047
Kingsbury County	General Fund	Abused and Neglected Child Defense	\$ 5,879	\$ 4,433	\$ 6,191	\$ 4,966	\$ 3,062	\$ 2,427	\$ 3,388		\$ 1,820
McCook County	General Fund	Abused and Neglected Child Defense	\$ 6,181	\$ 16,724	\$ 11,436	\$ 4,990	\$ 6,438	\$ 1,103	\$ 2,459	\$ 2,810	\$ 235
McPherson County	General Fund	Abused and Neglected Child Defense								\$ 10,248	
Meade County	General Fund	Abused and Neglected Child Defense	\$ 35,147	\$ 9,032	\$ 12,720	\$ 12,471	\$ 19,188	\$ 13,283	\$ 18,210	\$ 24,670	\$ 27,313
Mellette County	General Fund	Abused and Neglected Child Defense	\$ 11,068	\$ 24,236	\$ 27,234	\$ 18,165	\$ 5,611	\$ 1,904	\$ 5,900	\$ 778	\$ 2,401
Miner County	General Fund	Abused and Neglected Child Defense	\$ 1,816	\$ 5,805	\$ 2,351		\$ 719	\$ 643	\$ 2,112		
Moody County	General Fund	Abused and Neglected Child Defense	\$ 11,355	\$ 2,581	\$ 2,065	\$ 5,791	\$ 8,911	\$ 4,325	\$ 6,703	\$ 14,491	\$ 6,895
Oglala Lakota County	General Fund	Abused and Neglected Child Defense	\$ 80		\$ 549				\$ 86		
Pennington County	General Fund	Abused and Neglected Child Defense	\$ 150,567	\$ 186,015	\$ 156,998	\$ 208,568	\$ 165,715	\$ 202,979	\$ 196,726	\$ 284,585	\$ 362,067
Roberts County	General Fund	Abused and Neglected Child Defense				\$ 181					
Stanley County	General Fund	Abused and Neglected Child Defense	\$ (69)	\$ 733							
Sully County	General Fund	Abused and Neglected Child Defense			\$ 6,709	\$ 30,831	\$ 50				
Tripp County	General Fund	Abused and Neglected Child Defense	\$ 15,167	\$ 26,283	\$ 19,115	\$ 10,545	\$ 812	\$ 10,369	\$ 13,536	\$ 7,648	
Union County	General Fund	Abused and Neglected Child Defense	\$ 1,150	\$ 399	\$ 11,361						
Walworth County	General Fund	Abused and Neglected Child Defense	\$ 22,593	\$ 29,999	\$ 15,862	\$ 22,443	\$ 22,794	\$ 25,000	\$ 43,023	\$ 27,599	\$ 14,907
Yankton County	General Fund	Abused and Neglected Child Defense					\$ 13,931	\$ 17,343	\$ 12,531	\$ 16,340	\$ 18,748
Total All Counties Reporting		Abused and Neglected Child Defense	\$ 369,279	\$ 411,298	\$ 381,657	\$ 437,574	\$ 403,707	\$ 414,067	\$ 437,367	\$ 592,087	\$ 738,222

EXHIBIT I-6

County Abused and Neglected Child Defense Expenditures
2009 to 2021

Entity Name	Fund Type Description	Account Description	2018	2019	2020	2021	Average 2009 to 2021
Bennett County	General Fund	Abused and Neglected Child Defense	\$ 16,066	\$ 13,975	\$ 17,527	\$ 32,679	\$ 19,622
Brookings County	General Fund	Abused and Neglected Child Defense		\$ 25,000	\$ 25,000	\$ 25,000	\$ 17,000
Brown County	General Fund	Abused and Neglected Child Defense	\$ 104,303	\$ 41,417	\$ 49,693	\$ 15,925	\$ 34,111
Brule County	General Fund	Abused and Neglected Child Defense	\$ 31,959	\$ 25,819	\$ 23,904	\$ 21,994	\$ 12,563
Charles Mix County	General Fund	Abused and Neglected Child Defense	\$ 16,201	\$ 37,453	\$ 41,475	\$ 35,262	\$ 33,242
Clark County	General Fund	Abused and Neglected Child Defense	\$ 5,000				\$ 5,000
Clay County	General Fund	Abused and Neglected Child Defense	\$ 16,402	\$ 9,614	\$ 13,189	\$ 28,331	\$ 10,911
Codington County	General Fund	Abused and Neglected Child Defense	\$ 470				\$ 1,825
Davison County	General Fund	Abused and Neglected Child Defense	\$ 45,932	\$ 50,391	\$ 44,524	\$ 24,712	\$ 30,462
Deuel County	General Fund	Abused and Neglected Child Defense		\$ 35			\$ 1,117
Fall River County	General Fund	Abused and Neglected Child Defense	\$ 34,813	\$ 65,921	\$ 21,469	\$ 28,240	\$ 23,026
Faulk County	General Fund	Abused and Neglected Child Defense					\$ 3,800
Grant County	General Fund	Abused and Neglected Child Defense	\$ 4,266	\$ 1,573	\$ 23	\$ 1,099	\$ 1,836
Gregory County	General Fund	Abused and Neglected Child Defense		\$ 1,259		\$ 2,564	\$ 3,943
Hand County	General Fund	Abused and Neglected Child Defense		\$ 749	\$ 1,245		\$ 1,993
Hughes County	General Fund	Abused and Neglected Child Defense	\$ 10,923	\$ 4,462	\$ 19,319	\$ 9,279	\$ 9,457
Hughes County	Other Governmental Funds	Abused and Neglected Child Defense	\$ 5,104	\$ 4,944	\$ 3,930		\$ 4,976
Hutchinson County	General Fund	Abused and Neglected Child Defense					\$ 3,297
Hyde County	General Fund	Abused and Neglected Child Defense					\$ 5,480
Jones County	General Fund	Abused and Neglected Child Defense	\$ 10,514	\$ 2,525		\$ 982	\$ 2,608
Kingsbury County	General Fund	Abused and Neglected Child Defense	\$ 1,521		\$ 4,341		\$ 3,803
McCook County	General Fund	Abused and Neglected Child Defense	\$ 2,267		\$ 5,351		\$ 5,454
McPherson County	General Fund	Abused and Neglected Child Defense					\$ 10,248
Meade County	General Fund	Abused and Neglected Child Defense	\$ 31,240	\$ 28,690	\$ 26,046	\$ 29,726	\$ 22,133
Mellette County	General Fund	Abused and Neglected Child Defense	\$ 7,753				\$ 10,505
Miner County	General Fund	Abused and Neglected Child Defense	\$ 1,785			\$ 11,463	\$ 3,337
Moody County	General Fund	Abused and Neglected Child Defense	\$ 10,283	\$ 8,304	\$ 5,593	\$ 6,971	\$ 7,251
Oglala Lakota County	General Fund	Abused and Neglected Child Defense					\$ 239
Pennington County	General Fund	Abused and Neglected Child Defense	\$ 449,581	\$ 526,873	\$ 495,518	\$ 425,157	\$ 293,181
Roberts County	General Fund	Abused and Neglected Child Defense					\$ 181
Stanley County	General Fund	Abused and Neglected Child Defense					\$ 332
Sully County	General Fund	Abused and Neglected Child Defense					\$ 12,530
Tripp County	General Fund	Abused and Neglected Child Defense	\$ 9,096	\$ 16,634	\$ 10,411		\$ 12,692
Union County	General Fund	Abused and Neglected Child Defense	\$ 943				\$ 3,463
Walworth County	General Fund	Abused and Neglected Child Defense	\$ 25,679	\$ 27,158	\$ 29,936	\$ 50,727	\$ 27,517
Yankton County	General Fund	Abused and Neglected Child Defense	\$ 33,407				\$ 18,717
Total All Counties Reporting		Abused and Neglected Child Defense	\$ 875,509	\$ 892,794	\$ 838,493	\$ 750,107	\$ 580,166

EXHIBIT I-7

County ALL Legal Services Expenditures
2009 to 2021

Entity	Fund Type	Account	2009	2010	2011	2012	2013	2014	2015
Name	Description	Description							
Aurora County	General Fund	State's Attorney	\$ 77,385	\$ 79,568	\$ 79,550	\$ 86,394	\$ 89,179	\$ 94,511	\$ 102,038
Aurora County Total			\$ 77,385	\$ 79,568	\$ 79,550	\$ 86,394	\$ 89,179	\$ 94,511	\$ 102,038
Beadle County	General Fund	State's Attorney	\$ 343,443	\$ 407,000	\$ 346,162	\$ 326,254	\$ 373,764	\$ 342,010	\$ 344,401
Beadle County	General Fund	Court Appointed Attorney	\$ 242,786	\$ 328,121	\$ 257,324	\$ 251,264	\$ 232,524	\$ 246,342	\$ 230,662
Beadle County Total			\$ 586,229	\$ 735,120	\$ 603,486	\$ 577,518	\$ 606,288	\$ 588,352	\$ 575,063
Bennett County	General Fund	State's Attorney	\$ 109,313	\$ 100,123	\$ 101,735	\$ 115,349	\$ 108,137	\$ 108,214	\$ 101,099
Bennett County	Other Governmental Funds	State's Attorney							
Bennett County	General Fund	Court Appointed Attorney	\$ 52,520	\$ 50,816	\$ 69,780	\$ 100,977	\$ 135,720	\$ 102,394	\$ 90,312
Bennett County	General Fund	Abused and Neglected Child Defense	\$ 49,312	\$ 13,702	\$ 25,812	\$ 23,508	\$ 21,084	\$ 13,253	\$ 12,333
Bennett County Total			\$ 211,145	\$ 164,641	\$ 197,328	\$ 239,835	\$ 264,941	\$ 223,860	\$ 203,744
Bon Homme County	General Fund	State's Attorney	\$ 80,551	\$ 82,903	\$ 86,072	\$ 90,657	\$ 104,073	\$ 88,575	\$ 87,075
Bon Homme County Total			\$ 80,551	\$ 82,903	\$ 86,072	\$ 90,657	\$ 104,073	\$ 88,575	\$ 87,075
Brookings County	General Fund	State's Attorney	\$ 473,650	\$ 501,008	\$ 468,578	\$ 498,254	\$ 593,882	\$ 523,323	\$ 563,058
Brookings County	General Fund	Other Legal Services							
Brookings County	General Fund	Abused and Neglected Child Defense	\$ 10,000	\$ 10,000	\$ 10,000	\$ 10,000	\$ 12,000	\$ 12,000	\$ 15,000
Brookings County Total			\$ 483,650	\$ 511,008	\$ 478,578	\$ 508,254	\$ 605,882	\$ 535,323	\$ 578,058
Brown County	General Fund	State's Attorney	\$ 505,443	\$ 565,297	\$ 543,528	\$ 576,722	\$ 597,758	\$ 655,297	\$ 710,462
Brown County	Other Governmental Funds	State's Attorney	\$ 46,525		\$ 32,132	\$ 1,331			
Brown County	General Fund	Public Defender					\$ 39,279		
Brown County	Other Governmental Funds	Other Legal Services	\$ 32,854	\$ 37,352	\$ 32,071	\$ 21,874	\$ 19,224	\$ 14,294	\$ 17,855
Brown County	General Fund	Court Appointed Attorney	\$ 302,481	\$ 304,050	\$ 327,101	\$ 333,847	\$ 313,616	\$ 342,282	\$ 515,485
Brown County	General Fund	Abused and Neglected Child Defense	\$ 15,000	\$ 15,000	\$ 15,000	\$ 14,250	\$ 15,000	\$ 15,000	\$ 15,000
Brown County Total			\$ 902,304	\$ 921,699	\$ 949,832	\$ 948,023	\$ 984,877	\$ 1,026,873	\$ 1,258,802
Brule County	General Fund	State's Attorney	\$ 114,023	\$ 111,303	\$ 112,775	\$ 128,371	\$ 132,739	\$ 117,329	\$ 130,082
Brule County	General Fund	Other Legal Services							
Brule County	General Fund	Court Appointed Attorney	\$ 69,619	\$ 74,950	\$ 53,591	\$ 52,135	\$ 102,439	\$ 94,974	\$ 141,606
Brule County	General Fund	Abused and Neglected Child Defense		\$ 497	\$ 7,725	\$ 4,809	\$ 4,054	\$ 483	\$ 13,774
Brule County Total			\$ 183,642	\$ 186,751	\$ 174,090	\$ 185,316	\$ 239,233	\$ 212,786	\$ 285,462
Buffalo County	General Fund	State's Attorney	\$ 39,260	\$ 39,922	\$ 40,010	\$ 39,633	\$ 35,221	\$ 35,492	\$ 42,046
Buffalo County	General Fund	Court Appointed Attorney	\$ 12,892	\$ 2,844	\$ 3,548	\$ 4,233	\$ 29,918	\$ 69,466	\$ 19,346
Buffalo County Total			\$ 52,152	\$ 42,767	\$ 43,557	\$ 43,866	\$ 65,139	\$ 104,958	\$ 61,392
Butte County	General Fund	State's Attorney	\$ 225,949	\$ 257,363	\$ 252,114	\$ 305,116	\$ 273,912	\$ 318,206	\$ 378,888
Butte County	General Fund	Other Legal Services							
Butte County	Other Governmental Funds	Other Legal Services	\$ 20,892	\$ 20,946	\$ 3,774				
Butte County	General Fund	Court Appointed Attorney	\$ 154,728	\$ 206,974	\$ 158,124	\$ 181,394	\$ 187,578	\$ 281,428	\$ 210,223
Butte County Total			\$ 401,569	\$ 485,283	\$ 414,012	\$ 486,510	\$ 461,490	\$ 599,635	\$ 589,111
Campbell County	General Fund	State's Attorney	\$ 62,678	\$ 63,806	\$ 64,844	\$ 67,361	\$ 70,509	\$ 72,221	\$ 79,372
Campbell County	General Fund	Court Appointed Attorney	\$ 11,133	\$ 1,422	\$ 1,609	\$ 1,390	\$ 9,436	\$ 9,544	\$ 2,158
Campbell County Total			\$ 73,811	\$ 65,228	\$ 66,453	\$ 68,751	\$ 79,945	\$ 81,764	\$ 81,530
Charles Mix County	General Fund	State's Attorney	\$ 143,782	\$ 144,488	\$ 149,794	\$ 166,947	\$ 185,438	\$ 252,458	\$ 202,800
Charles Mix County	General Fund	Court Appointed Attorney		\$ 210,404	\$ 154,215	\$ 176,896	\$ 266,776	\$ 290,690	\$ 183,531

EXHIBIT I-7

County ALL Legal Services Expenditures
2009 to 2021

Entity	Fund Type	Account	2009	2010	2011	2012	2013	2014	2015
Name	Description	Description							
Charles Mix County	General Fund	Abused and Neglected Child Defense				\$ 15,672	\$ 35,077	\$ 19,732	\$ 35,882
Charles Mix County Total			\$ 143,782	\$ 354,892	\$ 304,009	\$ 359,515	\$ 487,290	\$ 562,880	\$ 422,214
Clark County	General Fund	State's Attorney	\$ 72,226	\$ 87,996	\$ 80,098	\$ 85,157	\$ 85,831	\$ 88,865	\$ 88,346
Clark County	General Fund	Other Legal Services							
Clark County	General Fund	Court Appointed Attorney	\$ 21,581	\$ 19,112	\$ 21,945	\$ 21,059	\$ 19,299	\$ 34,757	\$ 29,320
Clark County	General Fund	Abused and Neglected Child Defense							
Clark County Total			\$ 93,807	\$ 107,107	\$ 102,042	\$ 106,216	\$ 105,129	\$ 123,622	\$ 117,666
Clay County	General Fund	State's Attorney	\$ 183,738	\$ 189,489	\$ 189,611	\$ 200,897	\$ 207,901	\$ 218,387	\$ 224,380
Clay County	General Fund	Public Defender	\$ 43,747	\$ 44,820	\$ 46,213	\$ 47,542	\$ 48,976	\$ 60,401	\$ 67,887
Clay County	General Fund	Court Appointed Attorney	\$ 24,409	\$ 22,478	\$ 23,227	\$ 21,105	\$ 18,343	\$ 42,984	\$ 79,978
Clay County	General Fund	Abused and Neglected Child Defense	\$ 6,435	\$ 5,098	\$ 6,205	\$ 2,671	\$ 10,851	\$ 13,842	\$ 7,557
Clay County Total			\$ 258,329	\$ 261,884	\$ 265,256	\$ 272,216	\$ 286,072	\$ 335,614	\$ 379,801
Codington County	General Fund	State's Attorney	\$ 432,117	\$ 428,623	\$ 434,791	\$ 462,339	\$ 491,225	\$ 546,361	\$ 519,026
Codington County	Other Governmental Funds	State's Attorney	\$ 59,754	\$ 60,894	\$ 62,148	\$ 63,144	\$ 64,296	\$ 69,339	\$ 72,054
Codington County	General Fund	Public Defender	\$ 188,304	\$ 198,934	\$ 188,698	\$ 197,072	\$ 191,139	\$ 190,047	\$ 231,377
Codington County	General Fund	Other Legal Services							
Codington County	General Fund	Court Appointed Attorney	\$ 64,105	\$ 138,043	\$ 72,453	\$ 74,019	\$ 141,582	\$ 64,431	\$ 80,792
Codington County	General Fund	Abused and Neglected Child Defense	\$ 3,837	\$ 2,418		\$ 1,984	\$ 1,756		\$ 1,828
Codington County Total			\$ 748,116	\$ 828,910	\$ 758,089	\$ 798,559	\$ 889,997	\$ 870,179	\$ 905,078
Corson County	General Fund	State's Attorney	\$ 47,223	\$ 47,400	\$ 48,498	\$ 49,231	\$ 49,448	\$ 50,383	\$ 50,356
Corson County	General Fund	Other Legal Services	\$ 6,909	\$ 26,328	\$ 10,286	\$ 495			
Corson County	General Fund	Court Appointed Attorney	\$ 17,881	\$ 6,484	\$ 19,081	\$ 25,717	\$ 10,260	\$ 22,864	\$ 13,710
Corson County Total			\$ 72,013	\$ 80,211	\$ 77,865	\$ 75,442	\$ 59,707	\$ 73,247	\$ 64,066
Custer County	General Fund	State's Attorney	\$ 348,530	\$ 191,714	\$ 182,421	\$ 184,185	\$ 190,979	\$ 220,399	\$ 216,600
Custer County	General Fund	Court Appointed Attorney							\$ 125,227
Custer County Total			\$ 348,530	\$ 191,714	\$ 182,421	\$ 184,185	\$ 190,979	\$ 220,399	\$ 341,827
Davison County	General Fund	State's Attorney	\$ 358,465	\$ 357,746	\$ 363,812	\$ 362,487	\$ 370,992	\$ 408,910	\$ 439,306
Davison County	General Fund	Public Defender	\$ 265,266	\$ 245,192	\$ 246,159	\$ 234,163	\$ 245,668	\$ 309,844	\$ 450,490
Davison County	General Fund	Other Legal Services					\$ 1,000	\$ 1,000	
Davison County	General Fund	Court Appointed Attorney							
Davison County	General Fund	Abused and Neglected Child Defense	\$ 8,682	\$ 40,149	\$ 17,800	\$ 13,966	\$ 33,917	\$ 26,672	\$ 15,637
Davison County Total			\$ 632,413	\$ 643,087	\$ 627,771	\$ 610,617	\$ 651,577	\$ 746,425	\$ 905,433
Day County	General Fund	State's Attorney	\$ 95,600	\$ 91,453	\$ 91,779	\$ 91,254	\$ 96,844	\$ 97,023	\$ 100,038
Day County	General Fund	Public Defender	\$ 51,227						
Day County	General Fund	Court Appointed Attorney		\$ 54,068	\$ 42,566	\$ 51,562	\$ 46,538	\$ 44,521	\$ 58,480
Day County Total			\$ 146,828	\$ 145,521	\$ 134,345	\$ 142,816	\$ 143,382	\$ 141,544	\$ 158,519
Deuel County	General Fund	State's Attorney	\$ 71,762	\$ 73,498	\$ 70,500	\$ 72,111	\$ 81,435	\$ 84,420	\$ 87,966
Deuel County	General Fund	Court Appointed Attorney	\$ 20,920	\$ 24,053	\$ 13,638	\$ 11,981	\$ 6,566	\$ 18,526	\$ 24,103
Deuel County	General Fund	Abused and Neglected Child Defense	\$ 3,494		\$ 123	\$ 484			
Deuel County Total			\$ 96,175	\$ 97,551	\$ 84,261	\$ 84,576	\$ 88,001	\$ 102,946	\$ 112,069
Dewey County	General Fund	State's Attorney	\$ 61,308	\$ 64,756	\$ 68,381	\$ 68,038	\$ 77,767	\$ 72,980	\$ 74,547

EXHIBIT I-7

County ALL Legal Services Expenditures
2009 to 2021

Entity	Fund Type	Account	2009	2010	2011	2012	2013	2014	2015
Name	Description	Description							
Dewey County Total			\$ 61,308	\$ 64,756	\$ 68,381	\$ 68,038	\$ 77,767	\$ 72,980	\$ 74,547
Douglas County	General Fund	State's Attorney	\$ 50,385	\$ 52,350	\$ 51,928	\$ 51,597	\$ 54,195	\$ 54,165	\$ 52,188
Douglas County Total			\$ 50,385	\$ 52,350	\$ 51,928	\$ 51,597	\$ 54,195	\$ 54,165	\$ 52,188
Edmunds County	General Fund	State's Attorney	\$ 55,518	\$ 47,788	\$ 49,591	\$ 52,345	\$ 57,929	\$ 63,086	\$ 63,123
Edmunds County	General Fund	Public Defender							
Edmunds County	General Fund	Court Appointed Attorney	\$ 26,749	\$ 29,461	\$ 14,128	\$ 20,551	\$ 18,422	\$ 31,836	\$ 27,099
Edmunds County Total			\$ 82,267	\$ 77,248	\$ 63,720	\$ 72,895	\$ 76,351	\$ 94,922	\$ 90,222
Fall River County	General Fund	State's Attorney	\$ 155,745	\$ 153,124	\$ 156,034	\$ 158,722	\$ 160,475	\$ 178,886	\$ 159,535
Fall River County	General Fund	Public Defender		\$ 17					
Fall River County	General Fund	Other Legal Services							
Fall River County	General Fund	Court Appointed Attorney	\$ 93,388	\$ 86,786	\$ 123,943	\$ 118,851	\$ 125,016	\$ 180,996	\$ 178,263
Fall River County	General Fund	Abused and Neglected Child Defense	\$ 1,722		\$ 11,120	\$ 20,364	\$ 5,167	\$ 10,578	\$ 6,936
Fall River County Total			\$ 250,855	\$ 239,927	\$ 291,097	\$ 297,937	\$ 290,658	\$ 370,461	\$ 344,734
Faulk County	General Fund	State's Attorney	\$ 54,770	\$ 52,483	\$ 53,281	\$ 55,995	\$ 58,702	\$ 62,554	\$ 66,072
Faulk County	General Fund	Public Defender		\$ 9,658				\$ 4,693	
Faulk County	General Fund	Other Legal Services							
Faulk County	General Fund	Court Appointed Attorney	\$ 13,229		\$ 4,944	\$ 13,784	\$ 11,632		\$ 9,642
Faulk County	General Fund	Abused and Neglected Child Defense							
Faulk County Total			\$ 67,999	\$ 62,141	\$ 58,224	\$ 69,779	\$ 70,335	\$ 67,247	\$ 75,715
Grant County	General Fund	State's Attorney	\$ 111,361	\$ 119,651	\$ 155,351	\$ 166,604	\$ 154,533	\$ 159,510	\$ 167,438
Grant County	General Fund	Court Appointed Attorney	\$ 46,356	\$ 45,529	\$ 56,659	\$ 50,934	\$ 45,095	\$ 47,972	\$ 55,687
Grant County	General Fund	Abused and Neglected Child Defense	\$ 19	\$ 286	\$ 1,587	\$ 1,009	\$ 752	\$ 5	\$ 4
Grant County Total			\$ 157,735	\$ 165,466	\$ 213,598	\$ 218,546	\$ 200,381	\$ 207,486	\$ 223,129
Gregory County	General Fund	State's Attorney	\$ 74,801	\$ 74,881	\$ 75,462	\$ 77,209	\$ 66,890	\$ 57,541	\$ 65,085
Gregory County	General Fund	Public Defender	\$ 31,798	\$ 58,743					
Gregory County	General Fund	Court Appointed Attorney	\$ 10,909	\$ 13,469	\$ 59,685	\$ 31,818	\$ 64,539	\$ 44,241	\$ 51,114
Gregory County	General Fund	Abused and Neglected Child Defense			\$ 6,952	\$ 2,899	\$ 8,873	\$ 5,090	\$ 2,429
Gregory County Total			\$ 117,508	\$ 147,093	\$ 142,099	\$ 111,925	\$ 140,302	\$ 106,871	\$ 118,628
Haakon County	General Fund	State's Attorney	\$ 48,863	\$ 50,801	\$ 56,093	\$ 53,659	\$ 54,456	\$ 53,904	\$ 55,029
Haakon County	General Fund	Court Appointed Attorney	\$ 7,143	\$ 4,494	\$ 25,123	\$ 15,246	\$ 5,166	\$ 6,134	\$ 6,593
Haakon County Total			\$ 56,006	\$ 55,295	\$ 81,216	\$ 68,906	\$ 59,622	\$ 60,038	\$ 61,622
Hamlin County	General Fund	State's Attorney	\$ 52,154	\$ 47,512	\$ 48,156	\$ 48,183	\$ 50,116	\$ 50,554	\$ 62,178
Hamlin County	General Fund	Court Appointed Attorney	\$ 25,709	\$ 25,440	\$ 43,746	\$ 17,105	\$ 19,513	\$ 24,542	\$ 72,984
Hamlin County Total			\$ 77,863	\$ 72,953	\$ 91,902	\$ 65,288	\$ 69,629	\$ 75,095	\$ 135,162
Hand County	General Fund	State's Attorney	\$ 74,045	\$ 78,241	\$ 69,038	\$ 70,031	\$ 76,330	\$ 76,144	\$ 80,995
Hand County	General Fund	Court Appointed Attorney	\$ 4,492	\$ 4,225	\$ 5,555	\$ 10,237	\$ 10,916	\$ 2,632	\$ 7,313
Hand County	General Fund	Abused and Neglected Child Defense		\$ 487		\$ 7,007			
Hand County Total			\$ 78,537	\$ 82,952	\$ 74,593	\$ 87,275	\$ 87,246	\$ 78,776	\$ 88,309
Hanson County	General Fund	State's Attorney	\$ 53,375	\$ 65,358	\$ 64,421	\$ 73,531	\$ 86,400	\$ 85,702	\$ 80,310
Hanson County Total			\$ 53,375	\$ 65,358	\$ 64,421	\$ 73,531	\$ 86,400	\$ 85,702	\$ 80,310
Harding County	General Fund	State's Attorney	\$ 92,520	\$ 96,767	\$ 90,768	\$ 102,957	\$ 94,798	\$ 107,449	\$ 100,075

EXHIBIT I-7

County ALL Legal Services Expenditures
2009 to 2021

Entity	Fund Type	Account	2009	2010	2011	2012	2013	2014	2015
Name	Description	Description							
Harding County	Other Governmental Funds	State's Attorney							
Harding County Total			\$ 92,520	\$ 96,767	\$ 90,768	\$ 102,957	\$ 94,798	\$ 107,449	\$ 100,075
Hughes County	General Fund	State's Attorney	\$ 259,450	\$ 275,360	\$ 280,475	\$ 309,583	\$ 307,507	\$ 316,704	\$ 380,454
Hughes County	General Fund	Public Defender	\$ 195,056	\$ 218,351	\$ 226,495	\$ 231,303	\$ 249,648	\$ 249,746	\$ 249,540
Hughes County	General Fund	Court Appointed Attorney	\$ 53,044	\$ 97,414	\$ 103,412	\$ 33,713	\$ 116,531	\$ 134,783	\$ 72,135
Hughes County	General Fund	Abused and Neglected Child Defense	\$ 6,524	\$ 15,633	\$ 6,567		\$ 7,945	\$ 12,556	\$ 5,795
Hughes County	Other Governmental Funds	Abused and Neglected Child Defense							
Hughes County Total			\$ 514,074	\$ 606,758	\$ 616,949	\$ 574,599	\$ 681,631	\$ 713,789	\$ 707,924
Hutchinson County	General Fund	State's Attorney	\$ 93,450	\$ 96,131	\$ 96,904	\$ 96,508	\$ 93,549	\$ 101,230	\$ 106,283
Hutchinson County	General Fund	Court Appointed Attorney							
Hutchinson County	General Fund	Abused and Neglected Child Defense							
Hutchinson County Total			\$ 93,450	\$ 96,131	\$ 96,904	\$ 96,508	\$ 93,549	\$ 101,230	\$ 106,283
Hyde County	General Fund	State's Attorney	\$ 108,847	\$ 71,725	\$ 97,551	\$ 82,917	\$ 93,912	\$ 79,044	\$ 80,394
Hyde County	General Fund	Court Appointed Attorney	\$ 88,815	\$ 10,520	\$ 127,264	\$ 5,887	\$ 11,443	\$ 10,086	\$ 1,990
Hyde County	General Fund	Abused and Neglected Child Defense						\$ 5,480	
Hyde County Total			\$ 197,663	\$ 82,245	\$ 224,815	\$ 88,804	\$ 105,355	\$ 94,611	\$ 82,384
Jackson County	General Fund	State's Attorney	\$ 50,356	\$ 50,267	\$ 52,678	\$ 53,753	\$ 56,583	\$ 55,501	\$ 57,829
Jackson County Total			\$ 50,356	\$ 50,267	\$ 52,678	\$ 53,753	\$ 56,583	\$ 55,501	\$ 57,829
Jerauld County	General Fund	State's Attorney	\$ 55,951	\$ 55,038	\$ 59,710	\$ 61,955	\$ 68,475	\$ 63,167	\$ 61,372
Jerauld County	General Fund	Court Appointed Attorney	\$ 27,512	\$ 13,231	\$ 13,181	\$ 7,080	\$ 15,114	\$ 9,732	\$ 24,041
Jerauld County Total			\$ 83,463	\$ 68,269	\$ 72,891	\$ 69,036	\$ 83,589	\$ 72,899	\$ 85,414
Jones County	General Fund	State's Attorney	\$ 43,049	\$ 40,798	\$ 42,553	\$ 45,826	\$ 52,894	\$ 53,008	\$ 53,429
Jones County	General Fund	Court Appointed Attorney	\$ 4,308	\$ 5,490	\$ 12,975	\$ 3,363	\$ 12,795	\$ 5,675	\$ 11,465
Jones County	General Fund	Abused and Neglected Child Defense	\$ 3,320	\$ 1,790	\$ 175				\$ 516
Jones County Total			\$ 50,676	\$ 48,079	\$ 55,703	\$ 49,188	\$ 65,689	\$ 58,683	\$ 65,409
Kingsbury County	General Fund	State's Attorney	\$ 77,810	\$ 84,617	\$ 87,928	\$ 102,119	\$ 92,079	\$ 100,028	\$ 93,664
Kingsbury County	General Fund	Other Legal Services	\$ 9,162	\$ 9,691	\$ 9,462	\$ 10,854	\$ 5,318	\$ 6,262	\$ 6,047
Kingsbury County	General Fund	Court Appointed Attorney	\$ 16,646	\$ 17,238	\$ 34,387	\$ 13,674	\$ 14,763	\$ 8,974	\$ 9,726
Kingsbury County	General Fund	Abused and Neglected Child Defense	\$ 5,879	\$ 4,433	\$ 6,191	\$ 4,966	\$ 3,062	\$ 2,427	\$ 3,388
Kingsbury County Total			\$ 109,496	\$ 115,978	\$ 137,968	\$ 131,614	\$ 115,221	\$ 117,690	\$ 112,824
Lake County	General Fund	State's Attorney	\$ 160,224	\$ 175,492	\$ 177,375	\$ 191,086	\$ 192,752	\$ 203,848	\$ 210,062
Lake County Total			\$ 160,224	\$ 175,492	\$ 177,375	\$ 191,086	\$ 192,752	\$ 203,848	\$ 210,062
Lawrence County	General Fund	State's Attorney	\$ 431,935	\$ 423,210	\$ 427,716	\$ 447,117	\$ 426,947	\$ 448,503	\$ 449,825
Lawrence County	General Fund	Public Defender	\$ 351,871	\$ 367,682	\$ 360,035	\$ 370,112	\$ 356,312	\$ 363,126	\$ 382,409
Lawrence County	General Fund	Court Appointed Attorney	\$ 260,118	\$ 254,408	\$ 342,632	\$ 182,290	\$ 182,388	\$ 156,457	\$ 150,195
Lawrence County Total			\$ 1,043,924	\$ 1,045,300	\$ 1,130,383	\$ 999,518	\$ 965,647	\$ 968,086	\$ 982,429
Lincoln County	General Fund	State's Attorney	\$ 675,283	\$ 621,866	\$ 664,254	\$ 700,289	\$ 726,568	\$ 760,878	\$ 888,292
Lincoln County Total			\$ 675,283	\$ 621,866	\$ 664,254	\$ 700,289	\$ 726,568	\$ 760,878	\$ 888,292
Lyman County	General Fund	State's Attorney	\$ 57,140	\$ 48,960	\$ 49,018	\$ 49,606	\$ 49,230	\$ 50,501	\$ 46,151
Lyman County	General Fund	Court Appointed Attorney	\$ 44,215	\$ 46,727	\$ 38,698	\$ 35,251	\$ 42,224	\$ 79,147	\$ 101,487
Lyman County Total			\$ 101,356	\$ 95,687	\$ 87,716	\$ 84,857	\$ 91,454	\$ 129,649	\$ 147,638

EXHIBIT I-7

County ALL Legal Services Expenditures
2009 to 2021

Entity	Fund Type	Account	2009	2010	2011	2012	2013	2014	2015
Name	Description	Description							
Marshall County	General Fund	State's Attorney	\$ 77,792	\$ 83,330	\$ 82,175	\$ 87,983	\$ 84,519	\$ 87,474	\$ 91,846
Marshall County	General Fund	Court Appointed Attorney	\$ 21,764	\$ 20,562	\$ 25,795	\$ 34,988	\$ 40,695	\$ 43,764	\$ 31,977
Marshall County Total			\$ 99,556	\$ 103,892	\$ 107,970	\$ 122,970	\$ 125,213	\$ 131,238	\$ 123,823
McCook County	General Fund	State's Attorney	\$ 82,927	\$ 85,755	\$ 83,852	\$ 89,326	\$ 79,894	\$ 82,813	\$ 83,658
McCook County	General Fund	Court Appointed Attorney	\$ 37,949	\$ 65,591	\$ 49,341	\$ 72,215	\$ 59,530	\$ 23,921	\$ 26,597
McCook County	General Fund	Abused and Neglected Child Defense	\$ 6,181	\$ 16,724	\$ 11,436	\$ 4,990	\$ 6,438	\$ 1,103	\$ 2,459
McCook County Total			\$ 127,057	\$ 168,069	\$ 144,628	\$ 166,531	\$ 145,862	\$ 107,837	\$ 112,715
McPherson County	General Fund	State's Attorney	\$ 65,200	\$ 67,356	\$ 67,890	\$ 64,114	\$ 65,700	\$ 60,829	\$ 60,440
McPherson County	General Fund	Court Appointed Attorney	\$ 15,124	\$ 11,072	\$ 10,280	\$ 10,661	\$ 8,332	\$ 8,720	\$ 5,822
McPherson County	General Fund	Abused and Neglected Child Defense							
McPherson County Total			\$ 80,324	\$ 78,427	\$ 78,169	\$ 74,775	\$ 74,031	\$ 69,548	\$ 66,262
Meade County	General Fund	State's Attorney	\$ 471,450	\$ 494,075	\$ 477,522	\$ 513,005	\$ 509,336	\$ 521,618	\$ 554,762
Meade County	General Fund	Court Appointed Attorney	\$ 193,143	\$ 202,756	\$ 224,988	\$ 279,598	\$ 298,164	\$ 340,123	\$ 284,839
Meade County	General Fund	Abused and Neglected Child Defense	\$ 35,147	\$ 9,032	\$ 12,720	\$ 12,471	\$ 19,188	\$ 13,283	\$ 18,210
Meade County Total			\$ 699,740	\$ 705,863	\$ 715,229	\$ 805,074	\$ 826,688	\$ 875,025	\$ 857,811
Mellette County	General Fund	State's Attorney	\$ 44,256	\$ 46,146	\$ 45,542	\$ 50,396	\$ 50,128	\$ 49,432	\$ 61,967
Mellette County	General Fund	Court Appointed Attorney	\$ 22,265	\$ 52,199	\$ 46,540	\$ 98,841	\$ 44,717	\$ 13,203	\$ 40,413
Mellette County	General Fund	Abused and Neglected Child Defense	\$ 11,068	\$ 24,236	\$ 27,234	\$ 18,165	\$ 5,611	\$ 1,904	\$ 5,900
Mellette County Total			\$ 77,589	\$ 122,581	\$ 119,316	\$ 167,402	\$ 100,455	\$ 64,540	\$ 108,280
Miner County	General Fund	State's Attorney	\$ 68,572	\$ 74,041	\$ 76,461	\$ 79,477	\$ 77,513	\$ 78,130	\$ 85,938
Miner County	General Fund	Other Legal Services							
Miner County	General Fund	Court Appointed Attorney	\$ 34,061	\$ 9,276	\$ 9,773	\$ 9,981	\$ 18,586	\$ 12,685	\$ 8,025
Miner County	General Fund	Abused and Neglected Child Defense	\$ 1,816	\$ 5,805	\$ 2,351		\$ 719	\$ 643	\$ 2,112
Miner County Total			\$ 104,450	\$ 89,122	\$ 88,585	\$ 89,458	\$ 96,818	\$ 91,458	\$ 96,075
Minnehaha County	General Fund	State's Attorney	\$ 2,656,705	\$ 2,744,941	\$ 2,830,959	\$ 2,899,590	\$ 3,143,540	\$ 3,235,384	\$ 3,647,489
Minnehaha County	General Fund	Public Defender	\$ 2,006,634	\$ 2,150,229	\$ 2,193,073	\$ 2,141,329	\$ 2,324,954	\$ 2,421,805	\$ 2,563,972
Minnehaha County	General Fund	Court Appointed Attorney	\$ 470,386	\$ 480,517	\$ 504,511	\$ 531,378	\$ 624,795	\$ 698,335	\$ 703,341
Minnehaha County Total			\$ 5,133,724	\$ 5,375,687	\$ 5,528,543	\$ 5,572,298	\$ 6,093,289	\$ 6,355,525	\$ 6,914,802
Moody County	General Fund	State's Attorney	\$ 104,038	\$ 102,149	\$ 106,628	\$ 112,102	\$ 124,967	\$ 126,953	\$ 133,457
Moody County	General Fund	Court Appointed Attorney	\$ 97,179	\$ 86,492	\$ 100,090	\$ 81,410	\$ 95,994	\$ 109,525	\$ 107,052
Moody County	General Fund	Abused and Neglected Child Defense	\$ 11,355	\$ 2,581	\$ 2,065	\$ 5,791	\$ 8,911	\$ 4,325	\$ 6,703
Moody County Total			\$ 212,573	\$ 191,221	\$ 208,783	\$ 199,303	\$ 229,872	\$ 240,802	\$ 247,213
Pennington County	General Fund	State's Attorney	\$ 1,775,953	\$ 1,935,228	\$ 2,150,950	\$ 2,261,198	\$ 2,257,579	\$ 2,432,281	\$ 2,770,614
Pennington County	Other Governmental Funds	State's Attorney							
Pennington County	General Fund	Public Defender	\$ 1,445,550	\$ 1,577,101	\$ 1,644,913	\$ 1,697,148	\$ 1,765,544	\$ 1,956,155	\$ 2,292,549
Pennington County	General Fund	Other Legal Services	\$ 651,383	\$ 663,033	\$ 539,890	\$ 507,996	\$ 576,066	\$ 616,490	\$ 662,492
Pennington County	General Fund	Court Appointed Attorney	\$ 263,753	\$ 364,902	\$ 277,769	\$ 250,237	\$ 433,042	\$ 625,629	\$ 615,123
Pennington County	General Fund	Abused and Neglected Child Defense	\$ 150,567	\$ 186,015	\$ 156,998	\$ 208,568	\$ 165,715	\$ 202,979	\$ 196,726
Pennington County Total			\$ 4,287,205	\$ 4,726,277	\$ 4,770,521	\$ 4,925,148	\$ 5,197,946	\$ 5,833,534	\$ 6,537,504
Perkins County	General Fund	State's Attorney	\$ 101,507	\$ 102,110	\$ 110,844	\$ 95,295	\$ 101,573	\$ 104,965	\$ 129,642
Perkins County	Other Governmental Funds	State's Attorney							

EXHIBIT I-7

County ALL Legal Services Expenditures
2009 to 2021

Entity	Fund Type	Account	2009	2010	2011	2012	2013	2014	2015
Name	Description	Description							
Perkins County Total			\$ 101,507	\$ 102,110	\$ 110,844	\$ 95,295	\$ 101,573	\$ 104,965	\$ 129,642
Potter County	General Fund	State's Attorney	\$ 86,346	\$ 75,310	\$ 80,333	\$ 84,597	\$ 87,670	\$ 91,781	\$ 90,827
Potter County	General Fund	Public Defender				\$ 13,013			
Potter County	General Fund	Other Legal Services							
Potter County	General Fund	Court Appointed Attorney	\$ 17,251	\$ 10,592	\$ 6,684		\$ 12,662	\$ 4,795	\$ 19,512
Potter County Total			\$ 103,596	\$ 85,902	\$ 87,017	\$ 97,611	\$ 100,332	\$ 96,577	\$ 110,340
Roberts County	General Fund	State's Attorney	\$ 127,173	\$ 119,044	\$ 114,545	\$ 114,478	\$ 116,617	\$ 119,534	\$ 125,105
Roberts County	General Fund	Public Defender							
Roberts County	General Fund	Court Appointed Attorney	\$ 120,368	\$ 78,070	\$ 88,199	\$ 71,042	\$ 144,996	\$ 188,541	\$ 143,221
Roberts County	General Fund	Abused and Neglected Child Defense				\$ 181			
Roberts County Total			\$ 247,541	\$ 197,113	\$ 202,744	\$ 185,702	\$ 261,613	\$ 308,075	\$ 268,327
Sanborn County	General Fund	State's Attorney	\$ 57,661	\$ 57,362	\$ 55,336	\$ 56,265	\$ 61,686	\$ 68,252	\$ 70,815
Sanborn County Total			\$ 57,661	\$ 57,362	\$ 55,336	\$ 56,265	\$ 61,686	\$ 68,252	\$ 70,815
Oglala Lakota County	General Fund	State's Attorney	\$ 13,020	\$ 23,289	\$ 42,754	\$ 42,873	\$ 44,284	\$ 44,434	\$ 44,815
Oglala Lakota County	General Fund	Court Appointed Attorney	\$ 737	\$ 1,418	\$ 4,683	\$ 2,175	\$ 2,262	\$ 1,619	\$ 6,828
Oglala Lakota County	General Fund	Abused and Neglected Child Defense	\$ 80		\$ 549				\$ 86
Oglala Lakota County Total			\$ 13,837	\$ 24,707	\$ 47,986	\$ 45,048	\$ 46,545	\$ 46,053	\$ 51,730
Spink County	General Fund	State's Attorney	\$ 80,102	\$ 93,154	\$ 91,420	\$ 98,324	\$ 100,344	\$ 109,780	\$ 106,618
Spink County	General Fund	Other Legal Services							
Spink County	General Fund	Court Appointed Attorney	\$ 44,759	\$ 46,957	\$ 54,558	\$ 56,336	\$ 40,281	\$ 60,696	\$ 39,219
Spink County Total			\$ 124,861	\$ 140,111	\$ 145,978	\$ 154,660	\$ 140,625	\$ 170,476	\$ 145,838
Stanley County	General Fund	State's Attorney	\$ 102,537	\$ 112,581	\$ 129,117	\$ 127,658	\$ 131,165	\$ 141,817	\$ 144,100
Stanley County	General Fund	Other Legal Services		\$ 2,095					
Stanley County	General Fund	Court Appointed Attorney	\$ 47,711	\$ 61,546	\$ 59,405	\$ 49,872	\$ 64,976	\$ 59,330	\$ 55,067
Stanley County	General Fund	Abused and Neglected Child Defense	\$ (69)	\$ 733					
Stanley County Total			\$ 150,179	\$ 176,954	\$ 188,523	\$ 177,530	\$ 196,141	\$ 201,147	\$ 199,167
Sully County	General Fund	State's Attorney	\$ 71,091	\$ 73,323	\$ 77,300	\$ 80,832	\$ 85,685	\$ 85,546	\$ 103,741
Sully County	General Fund	Public Defender							
Sully County	General Fund	Court Appointed Attorney	\$ 25,780	\$ 13,301	\$ 20,785	\$ 24,563	\$ 23,228	\$ 20,458	\$ 7,344
Sully County	General Fund	Abused and Neglected Child Defense			\$ 6,709	\$ 30,831	\$ 50		
Sully County Total			\$ 96,871	\$ 86,623	\$ 104,795	\$ 136,225	\$ 108,962	\$ 106,004	\$ 111,085
Todd County	General Fund	State's Attorney	\$ 14,221	\$ 10,903	\$ 10,020	\$ 14,267	\$ 12,471	\$ 11,798	\$ 10,702
Todd County	General Fund	Court Appointed Attorney	\$ 7,533	\$ 3,627	\$ 3,031	\$ 1,010	\$ 2,068	\$ 2,274	\$ 2,993
Todd County Total			\$ 21,754	\$ 14,530	\$ 13,051	\$ 15,277	\$ 14,540	\$ 14,072	\$ 13,696
Tripp County	General Fund	State's Attorney	\$ 107,746	\$ 117,042	\$ 119,832	\$ 116,338	\$ 120,930	\$ 123,293	\$ 134,589
Tripp County	General Fund	Court Appointed Attorney	\$ 88,524	\$ 90,297	\$ 163,915	\$ 119,917	\$ 84,964	\$ 96,649	\$ 92,405
Tripp County	General Fund	Abused and Neglected Child Defense	\$ 15,167	\$ 26,283	\$ 19,115	\$ 10,545	\$ 812	\$ 10,369	\$ 13,536
Tripp County Total			\$ 211,437	\$ 233,623	\$ 302,861	\$ 246,799	\$ 206,706	\$ 230,311	\$ 240,531
Turner County	General Fund	State's Attorney	\$ 199,159	\$ 243,687	\$ 160,205	\$ 163,630	\$ 128,132	\$ 164,112	\$ 175,725
Turner County Total			\$ 199,159	\$ 243,687	\$ 160,205	\$ 163,630	\$ 128,132	\$ 164,112	\$ 175,725
Union County	General Fund	State's Attorney	\$ 279,823	\$ 287,479	\$ 282,795	\$ 301,200	\$ 286,756	\$ 300,883	\$ 355,003

EXHIBIT I-7

County ALL Legal Services Expenditures
2009 to 2021

Entity	Fund Type	Account	2009	2010	2011	2012	2013	2014	2015
Name	Description	Description							
Union County	General Fund	Public Defender	\$ 155,052	\$ 160,528	\$ 162,054	\$ 160,136	\$ 151,856	\$ 158,439	\$ 160,323
Union County	General Fund	Court Appointed Attorney	\$ 19,192	\$ 28,707	\$ 44,686	\$ 3,242	\$ 8,560	\$ 12,406	\$ 25,522
Union County	General Fund	Abused and Neglected Child Defense	\$ 1,150	\$ 399	\$ 11,361				
Union County Total			\$ 455,217	\$ 477,114	\$ 500,896	\$ 464,578	\$ 447,172	\$ 471,729	\$ 540,848
Walworth County	General Fund	State's Attorney	\$ 138,835	\$ 151,574	\$ 150,779	\$ 158,678	\$ 163,813	\$ 167,948	\$ 196,450
Walworth County	General Fund	Court Appointed Attorney	\$ 42,155	\$ 108,254	\$ 75,503	\$ 69,737	\$ 67,777	\$ 71,313	\$ 88,433
Walworth County	General Fund	Abused and Neglected Child Defense	\$ 22,593	\$ 29,999	\$ 15,862	\$ 22,443	\$ 22,794	\$ 25,000	\$ 43,023
Walworth County Total			\$ 203,582	\$ 289,827	\$ 242,144	\$ 250,858	\$ 254,384	\$ 264,261	\$ 327,907
Yankton County	General Fund	State's Attorney	\$ 316,108	\$ 331,651	\$ 320,966	\$ 332,521	\$ 347,959	\$ 357,637	\$ 389,929
Yankton County	General Fund	Public Defender							
Yankton County	General Fund	Other Legal Services	\$ 27,729	\$ 32,293	\$ 28,624				
Yankton County	General Fund	Court Appointed Attorney				\$ 47,433			
Yankton County	General Fund	Abused and Neglected Child Defense					\$ 13,931	\$ 17,343	\$ 12,531
Yankton County Total			\$ 343,837	\$ 363,944	\$ 349,590	\$ 379,954	\$ 361,890	\$ 374,980	\$ 402,460
Ziebach County	General Fund	State's Attorney	\$ 52,452	\$ 53,365	\$ 53,901	\$ 55,111	\$ 55,487	\$ 56,052	\$ 57,672
Ziebach County Total			\$ 52,452	\$ 53,365	\$ 53,901	\$ 55,111	\$ 55,487	\$ 56,052	\$ 57,672
Grand Total			\$ 23,024,461	\$ 24,282,337	\$ 24,566,213	\$ 24,844,692	\$ 26,264,865	\$ 27,838,122	\$ 30,030,342

EXHIBIT I-7

County ALL Legal Services Expenditures
2009 to 2021

Entity	Fund Type	Account	2016	2017	2018	2019	2020	2021	Average
Name	Description	Description							2009 to 2021
Aurora County	General Fund	State's Attorney	\$ 94,364	\$ 81,451	\$ 88,277	\$ 85,289	\$ 95,100	\$ 86,279	\$ 87,645
Aurora County Total			\$ 94,364	\$ 81,451	\$ 88,277	\$ 85,289	\$ 95,100	\$ 86,279	\$ 87,645
Beadle County	General Fund	State's Attorney	\$ 370,022	\$ 357,316	\$ 350,703	\$ 391,499	\$ 504,107	\$ 563,660	\$ 386,180
Beadle County	General Fund	Court Appointed Attorney	\$ 277,808	\$ 365,524	\$ 347,750	\$ 307,451	\$ 294,248	\$ 303,880	\$ 283,514
Beadle County Total			\$ 647,830	\$ 722,840	\$ 698,453	\$ 698,950	\$ 798,355	\$ 867,539	\$ 669,694
Bennett County	General Fund	State's Attorney	\$ 103,110	\$ 116,849	\$ 117,230	\$ 117,698	\$ 123,549	\$ 126,126	\$ 111,426
Bennett County	Other Governmental Funds	State's Attorney						\$ 3,946	\$ 3,946
Bennett County	General Fund	Court Appointed Attorney	\$ 126,314	\$ 147,543	\$ 192,689	\$ 124,467	\$ 100,522	\$ 125,451	\$ 109,193
Bennett County	General Fund	Abused and Neglected Child Defense	\$ 6,327	\$ 9,502	\$ 16,066	\$ 13,975	\$ 17,527	\$ 32,679	\$ 19,622
Bennett County Total			\$ 235,751	\$ 273,894	\$ 325,986	\$ 256,139	\$ 241,598	\$ 288,202	\$ 244,186
Bon Homme County	General Fund	State's Attorney	\$ 100,685	\$ 106,346	\$ 100,398	\$ 99,761	\$ 107,674	\$ 111,739	\$ 95,885
Bon Homme County Total			\$ 100,685	\$ 106,346	\$ 100,398	\$ 99,761	\$ 107,674	\$ 111,739	\$ 95,885
Brookings County	General Fund	State's Attorney	\$ 741,057	\$ 649,484	\$ 642,581	\$ 621,888		\$ 653,805	\$ 577,547
Brookings County	General Fund	Other Legal Services			\$ 25,000				\$ 25,000
Brookings County	General Fund	Abused and Neglected Child Defense	\$ 25,000	\$ 25,000		\$ 25,000	\$ 25,000	\$ 25,000	\$ 17,000
Brookings County Total			\$ 766,057	\$ 674,484	\$ 667,581	\$ 646,888	\$ 25,000	\$ 678,805	\$ 619,547
Brown County	General Fund	State's Attorney	\$ 792,564	\$ 877,135	\$ 887,358	\$ 977,871	\$ 893,093	\$ 976,082	\$ 735,278
Brown County	Other Governmental Funds	State's Attorney							\$ 26,662
Brown County	General Fund	Public Defender							\$ 39,279
Brown County	Other Governmental Funds	Other Legal Services	\$ 28,702	\$ 22,036					\$ 25,140
Brown County	General Fund	Court Appointed Attorney	\$ 492,788	\$ 757,526	\$ 680,095	\$ 973,749	\$ 818,129	\$ 690,651	\$ 527,062
Brown County	General Fund	Abused and Neglected Child Defense	\$ 19,524	\$ 108,327	\$ 104,303	\$ 41,417	\$ 49,693	\$ 15,925	\$ 34,111
Brown County Total			\$ 1,333,578	\$ 1,765,024	\$ 1,671,756	\$ 1,993,037	\$ 1,760,915	\$ 1,682,657	\$ 1,387,532
Brule County	General Fund	State's Attorney	\$ 138,655	\$ 163,051	\$ 140,680	\$ 176,579	\$ 164,050	\$ 158,379	\$ 137,540
Brule County	General Fund	Other Legal Services				\$ 8,220	\$ 19,412	\$ 11,977	\$ 13,203
Brule County	General Fund	Court Appointed Attorney	\$ 141,669	\$ 189,725	\$ 143,987	\$ 180,028	\$ 145,156	\$ 142,789	\$ 117,898
Brule County	General Fund	Abused and Neglected Child Defense	\$ 3,181		\$ 31,959	\$ 25,819	\$ 23,904	\$ 21,994	\$ 12,563
Brule County Total			\$ 283,505	\$ 352,776	\$ 316,626	\$ 390,646	\$ 352,522	\$ 335,139	\$ 281,204
Buffalo County	General Fund	State's Attorney	\$ 43,857	\$ 39,988	\$ 41,169	\$ 41,094	\$ 41,333	\$ 43,385	\$ 40,185
Buffalo County	General Fund	Court Appointed Attorney	\$ 12,380	\$ 1,445	\$ 12,323	\$ 7,789	\$ 2,418	\$ 12,737	\$ 14,718
Buffalo County Total			\$ 56,237	\$ 41,432	\$ 53,492	\$ 48,883	\$ 43,751	\$ 56,122	\$ 54,904
Butte County	General Fund	State's Attorney	\$ 337,596	\$ 317,120	\$ 321,882	\$ 341,698	\$ 407,498	\$ 406,681	\$ 318,771
Butte County	General Fund	Other Legal Services		\$ 4,000		\$ 5,000	\$ 19,103	\$ 3,000	\$ 7,776
Butte County	Other Governmental Funds	Other Legal Services							\$ 15,204
Butte County	General Fund	Court Appointed Attorney	\$ 238,474	\$ 221,833	\$ 260,221	\$ 238,362	\$ 212,095	\$ 246,885	\$ 215,255
Butte County Total			\$ 576,069	\$ 542,953	\$ 582,103	\$ 585,060	\$ 638,696	\$ 656,565	\$ 557,006
Campbell County	General Fund	State's Attorney	\$ 81,551	\$ 83,900	\$ 86,450	\$ 89,740	\$ 89,422	\$ 92,056	\$ 77,224
Campbell County	General Fund	Court Appointed Attorney	\$ 12,986	\$ 4,280	\$ 11,685	\$ 10,539	\$ 6,755	\$ 7,369	\$ 6,947
Campbell County Total			\$ 94,537	\$ 88,179	\$ 98,135	\$ 100,279	\$ 96,176	\$ 99,425	\$ 84,170
Charles Mix County	General Fund	State's Attorney	\$ 231,030	\$ 315,066	\$ 310,717	\$ 315,597	\$ 215,486	\$ 252,034	\$ 221,972
Charles Mix County	General Fund	Court Appointed Attorney	\$ 212,000	\$ 222,226	\$ 212,233	\$ 167,349	\$ 238,334	\$ 294,072	\$ 219,060

EXHIBIT I-7

County ALL Legal Services Expenditures
2009 to 2021

Entity	Fund Type	Account	2016	2017	2018	2019	2020	2021	Average
Name	Description	Description							2009 to 2021
Charles Mix County	General Fund	Abused and Neglected Child Defense	\$ 40,500	\$ 55,168	\$ 16,201	\$ 37,453	\$ 41,475	\$ 35,262	\$ 33,242
Charles Mix County Total			\$ 483,530	\$ 592,460	\$ 539,150	\$ 520,399	\$ 495,295	\$ 581,368	\$ 474,275
Clark County	General Fund	State's Attorney	\$ 92,475	\$ 97,846	\$ 92,731	\$ 121,001	\$ 114,669	\$ 120,075	\$ 94,409
Clark County	General Fund	Other Legal Services		\$ 4,400		\$ 5,500	\$ 5,500	\$ 2,000	\$ 4,350
Clark County	General Fund	Court Appointed Attorney	\$ 57,785	\$ 85,383	\$ 31,463	\$ 25,572	\$ 18,634	\$ 29,963	\$ 31,990
Clark County	General Fund	Abused and Neglected Child Defense			\$ 5,000				\$ 5,000
Clark County Total			\$ 150,260	\$ 187,628	\$ 129,194	\$ 152,073	\$ 138,803	\$ 152,038	\$ 135,749
Clay County	General Fund	State's Attorney	\$ 235,986	\$ 266,785	\$ 393,846	\$ 415,457	\$ 428,225	\$ 372,692	\$ 271,338
Clay County	General Fund	Public Defender	\$ 71,925	\$ 73,383	\$ 74,863	\$ 77,550	\$ 102,254	\$ 110,210	\$ 66,905
Clay County	General Fund	Court Appointed Attorney	\$ 54,046	\$ 32,798	\$ 53,852	\$ 114,400	\$ 45,804	\$ 82,554	\$ 47,383
Clay County	General Fund	Abused and Neglected Child Defense	\$ 9,336	\$ 12,307	\$ 16,402	\$ 9,614	\$ 13,189	\$ 28,331	\$ 10,911
Clay County Total			\$ 371,293	\$ 385,272	\$ 538,963	\$ 617,021	\$ 589,472	\$ 593,786	\$ 396,537
Codington County	General Fund	State's Attorney	\$ 570,493	\$ 583,907	\$ 634,160	\$ 591,569	\$ 646,092	\$ 646,678	\$ 537,491
Codington County	Other Governmental Funds	State's Attorney	\$ 73,451	\$ 74,532	\$ 77,296	\$ 80,180	\$ 83,980	\$ 86,554	\$ 71,356
Codington County	General Fund	Public Defender	\$ 243,930	\$ 247,955	\$ 253,766	\$ 284,117	\$ 282,832	\$ 284,713	\$ 229,453
Codington County	General Fund	Other Legal Services				\$ 34,870	\$ 47,516	\$ 11,879	\$ 31,422
Codington County	General Fund	Court Appointed Attorney	\$ 103,844	\$ 114,879	\$ 148,818	\$ 170,363	\$ 162,520	\$ 211,623	\$ 119,036
Codington County	General Fund	Abused and Neglected Child Defense		\$ 479	\$ 470				\$ 1,825
Codington County Total			\$ 991,718	\$ 1,021,752	\$ 1,114,509	\$ 1,161,100	\$ 1,222,940	\$ 1,241,447	\$ 990,581
Corson County	General Fund	State's Attorney	\$ 53,967	\$ 54,837	\$ 57,522	\$ 56,855	\$ 60,558	\$ 64,275	\$ 53,119
Corson County	General Fund	Other Legal Services					\$ 4,860	\$ 2,860	\$ 8,623
Corson County	General Fund	Court Appointed Attorney	\$ 12,378	\$ 20,716	\$ 53,663	\$ 69,762	\$ 62,040	\$ 72,878	\$ 31,341
Corson County Total			\$ 66,345	\$ 75,553	\$ 111,185	\$ 126,617	\$ 127,458	\$ 140,013	\$ 93,083
Custer County	General Fund	State's Attorney	\$ 221,733	\$ 235,793	\$ 249,377	\$ 295,292	\$ 300,515	\$ 328,524	\$ 243,543
Custer County	General Fund	Court Appointed Attorney		\$ 138,750		\$ 56,810	\$ 107,707	\$ 74,209	\$ 100,541
Custer County Total			\$ 221,733	\$ 374,543	\$ 249,377	\$ 352,102	\$ 408,222	\$ 402,733	\$ 344,084
Davison County	General Fund	State's Attorney	\$ 436,171	\$ 433,311	\$ 509,127	\$ 532,535	\$ 602,061	\$ 627,503	\$ 446,341
Davison County	General Fund	Public Defender	\$ 327,821	\$ 351,037					\$ 297,294
Davison County	General Fund	Other Legal Services							\$ 1,000
Davison County	General Fund	Court Appointed Attorney			\$ 553,612	\$ 697,949	\$ 483,232	\$ 548,535	\$ 570,832
Davison County	General Fund	Abused and Neglected Child Defense	\$ 35,265	\$ 38,359	\$ 45,932	\$ 50,391	\$ 44,524	\$ 24,712	\$ 30,462
Davison County Total			\$ 799,258	\$ 822,707	\$ 1,108,671	\$ 1,280,875	\$ 1,129,817	\$ 1,200,749	\$ 1,345,928
Day County	General Fund	State's Attorney	\$ 111,685	\$ 116,565	\$ 121,898	\$ 134,057	\$ 136,327	\$ 127,614	\$ 108,626
Day County	General Fund	Public Defender							\$ 51,227
Day County	General Fund	Court Appointed Attorney	\$ 54,902	\$ 114,314	\$ 144,158	\$ 222,291	\$ 119,158	\$ 102,699	\$ 87,938
Day County Total			\$ 166,588	\$ 230,880	\$ 266,056	\$ 356,348	\$ 255,485	\$ 230,313	\$ 247,791
Deuel County	General Fund	State's Attorney	\$ 92,644	\$ 100,864	\$ 95,762	\$ 104,912	\$ 110,431	\$ 95,793	\$ 87,854
Deuel County	General Fund	Court Appointed Attorney	\$ 17,803	\$ 39,376	\$ 16,325	\$ 23,858	\$ 11,788	\$ 14,816	\$ 18,750
Deuel County	General Fund	Abused and Neglected Child Defense		\$ 1,449		\$ 35			\$ 1,117
Deuel County Total			\$ 110,447	\$ 141,688	\$ 112,087	\$ 128,806	\$ 122,219	\$ 110,609	\$ 107,721
Dewey County	General Fund	State's Attorney	\$ 75,770	\$ 86,282	\$ 83,147	\$ 85,027	\$ 87,228	\$ 85,977	\$ 76,247

EXHIBIT I-7

County ALL Legal Services Expenditures
2009 to 2021

Entity	Fund Type	Account	2016	2017	2018	2019	2020	2021	Average
Name	Description	Description							2009 to 2021
Dewey County Total			\$ 75,770	\$ 86,282	\$ 83,147	\$ 85,027	\$ 87,228	\$ 85,977	\$ 76,247
Douglas County	General Fund	State's Attorney	\$ 58,374	\$ 61,846	\$ 65,442	\$ 70,446	\$ 74,508	\$ 76,074	\$ 59,500
Douglas County Total			\$ 58,374	\$ 61,846	\$ 65,442	\$ 70,446	\$ 74,508	\$ 76,074	\$ 59,500
Edmunds County	General Fund	State's Attorney	\$ 69,890	\$ 66,794	\$ 70,415	\$ 74,403	\$ 74,047	\$ 78,600	\$ 63,348
Edmunds County	General Fund	Public Defender		\$ 24,431					\$ 24,431
Edmunds County	General Fund	Court Appointed Attorney	\$ 31,128		\$ 33,246	\$ 20,880	\$ 28,754	\$ 24,584	\$ 25,570
Edmunds County Total			\$ 101,017	\$ 91,225	\$ 103,661	\$ 95,283	\$ 102,800	\$ 103,184	\$ 113,349
Fall River County	General Fund	State's Attorney	\$ 172,673	\$ 193,238	\$ 184,118	\$ 172,058	\$ 191,485	\$ 260,843	\$ 176,687
Fall River County	General Fund	Public Defender							\$ 17
Fall River County	General Fund	Other Legal Services	\$ 500			\$ 1,585	\$ 1,585	\$ 1,585	\$ 1,314
Fall River County	General Fund	Court Appointed Attorney	\$ 168,246	\$ 183,893	\$ 240,054	\$ 287,808	\$ 223,980	\$ 229,492	\$ 172,363
Fall River County	General Fund	Abused and Neglected Child Defense	\$ 42,231	\$ 27,751	\$ 34,813	\$ 65,921	\$ 21,469	\$ 28,240	\$ 23,026
Fall River County Total			\$ 383,651	\$ 404,882	\$ 458,984	\$ 527,372	\$ 438,519	\$ 520,160	\$ 373,407
Faulk County	General Fund	State's Attorney	\$ 71,746	\$ 71,039	\$ 73,452	\$ 67,844	\$ 69,688	\$ 75,247	\$ 64,067
Faulk County	General Fund	Public Defender							\$ 7,175
Faulk County	General Fund	Other Legal Services				\$ 4,400	\$ 4,400	\$ 1,100	\$ 3,300
Faulk County	General Fund	Court Appointed Attorney	\$ 14,165	\$ 7,091	\$ 10,644	\$ 9,571	\$ 19,828	\$ 13,824	\$ 11,669
Faulk County	General Fund	Abused and Neglected Child Defense		\$ 3,800					\$ 3,800
Faulk County Total			\$ 85,911	\$ 81,930	\$ 84,096	\$ 81,815	\$ 93,916	\$ 90,171	\$ 90,011
Grant County	General Fund	State's Attorney	\$ 176,023	\$ 179,799	\$ 191,172	\$ 184,616	\$ 190,236	\$ 201,878	\$ 166,013
Grant County	General Fund	Court Appointed Attorney	\$ 82,342	\$ 124,068	\$ 78,113	\$ 63,138	\$ 57,779	\$ 56,095	\$ 62,290
Grant County	General Fund	Abused and Neglected Child Defense	\$ 9,338	\$ 3,902	\$ 4,266	\$ 1,573	\$ 23	\$ 1,099	\$ 1,836
Grant County Total			\$ 267,703	\$ 307,768	\$ 273,550	\$ 249,327	\$ 248,039	\$ 259,072	\$ 230,139
Gregory County	General Fund	State's Attorney	\$ 70,949	\$ 71,777	\$ 90,606	\$ 92,711	\$ 93,269	\$ 93,515	\$ 77,284
Gregory County	General Fund	Public Defender							\$ 45,271
Gregory County	General Fund	Court Appointed Attorney	\$ 305,267	\$ 93,489	\$ 140,720	\$ 125,245	\$ 63,219	\$ 60,311	\$ 81,848
Gregory County	General Fund	Abused and Neglected Child Defense	\$ 1,479			\$ 1,259		\$ 2,564	\$ 3,943
Gregory County Total			\$ 377,695	\$ 165,266	\$ 231,325	\$ 219,215	\$ 156,488	\$ 156,390	\$ 208,346
Haakon County	General Fund	State's Attorney	\$ 67,507	\$ 60,781	\$ 61,583	\$ 64,606	\$ 66,580	\$ 74,655	\$ 59,117
Haakon County	General Fund	Court Appointed Attorney	\$ 9,224	\$ 3,299	\$ 30,577	\$ 36,049	\$ 41,920	\$ 19,136	\$ 16,162
Haakon County Total			\$ 76,731	\$ 64,080	\$ 92,160	\$ 100,655	\$ 108,500	\$ 93,790	\$ 75,279
Hamlin County	General Fund	State's Attorney	\$ 73,217	\$ 81,799	\$ 83,385	\$ 86,922	\$ 91,395	\$ 93,619	\$ 66,861
Hamlin County	General Fund	Court Appointed Attorney	\$ 44,379	\$ 45,994	\$ 36,535	\$ 32,182	\$ 22,049	\$ 32,527	\$ 34,054
Hamlin County Total			\$ 117,596	\$ 127,793	\$ 119,920	\$ 119,104	\$ 113,444	\$ 126,147	\$ 100,915
Hand County	General Fund	State's Attorney	\$ 86,756	\$ 101,992	\$ 100,764	\$ 103,715	\$ 123,151		\$ 86,767
Hand County	General Fund	Court Appointed Attorney	\$ 11,796	\$ 17,350	\$ 20,287	\$ 16,684	\$ 25,636		\$ 11,427
Hand County	General Fund	Abused and Neglected Child Defense		\$ 477		\$ 749	\$ 1,245		\$ 1,993
Hand County Total			\$ 98,552	\$ 119,820	\$ 121,052	\$ 121,147	\$ 150,031	\$ -	\$ 100,187
Hanson County	General Fund	State's Attorney	\$ 76,235	\$ 81,209	\$ 82,772	\$ 97,119	\$ 101,194	\$ 101,312	\$ 80,687
Hanson County Total			\$ 76,235	\$ 81,209	\$ 82,772	\$ 97,119	\$ 101,194	\$ 101,312	\$ 80,687
Harding County	General Fund	State's Attorney	\$ 87,197	\$ 93,525	\$ 100,075	\$ 88,626	\$ 96,291	\$ 77,057	\$ 94,470

EXHIBIT I-7

County ALL Legal Services Expenditures
2009 to 2021

Entity	Fund Type	Account	2016	2017	2018	2019	2020	2021	Average
Name	Description	Description							2009 to 2021
Harding County	Other Governmental Funds	State's Attorney						\$ 2,706	\$ 2,706
Harding County Total			\$ 87,197	\$ 93,525	\$ 100,075	\$ 88,626	\$ 96,291	\$ 79,763	\$ 97,176
Hughes County	General Fund	State's Attorney	\$ 385,030	\$ 444,080	\$ 419,489	\$ 473,097	\$ 518,710	\$ 547,968	\$ 378,301
Hughes County	General Fund	Public Defender	\$ 254,603	\$ 204,540	\$ 329,167	\$ 356,250	\$ 315,000	\$ 323,750	\$ 261,804
Hughes County	General Fund	Court Appointed Attorney	\$ 54,686	\$ 227,388	\$ 213,808	\$ 123,184	\$ 244,085	\$ 443,769	\$ 147,535
Hughes County	General Fund	Abused and Neglected Child Defense	\$ 1,313	\$ 13,173	\$ 10,923	\$ 4,462	\$ 19,319	\$ 9,279	\$ 9,457
Hughes County	Other Governmental Funds	Abused and Neglected Child Defense	\$ 5,925		\$ 5,104	\$ 4,944	\$ 3,930		\$ 4,976
Hughes County Total			\$ 701,556	\$ 889,181	\$ 978,490	\$ 961,936	\$ 1,101,044	\$ 1,324,766	\$ 802,072
Hutchinson County	General Fund	State's Attorney	\$ 112,863	\$ 118,191	\$ 122,640	\$ 122,292	\$ 112,858	\$ 113,846	\$ 106,673
Hutchinson County	General Fund	Court Appointed Attorney	\$ 48,757	\$ 38,643	\$ 79,250	\$ 28,713	\$ 28,292	\$ 28,726	\$ 42,063
Hutchinson County	General Fund	Abused and Neglected Child Defense	\$ 3,498	\$ 3,096					\$ 3,297
Hutchinson County Total			\$ 165,117	\$ 159,930	\$ 201,890	\$ 151,005	\$ 141,151	\$ 142,572	\$ 152,033
Hyde County	General Fund	State's Attorney	\$ 84,716	\$ 92,725	\$ 96,434	\$ 103,497	\$ 109,887	\$ 117,680	\$ 93,795
Hyde County	General Fund	Court Appointed Attorney	\$ 4,716	\$ 14,908	\$ 6,603	\$ 209	\$ 3,576	\$ 1,038	\$ 22,081
Hyde County	General Fund	Abused and Neglected Child Defense							\$ 5,480
Hyde County Total			\$ 89,432	\$ 107,634	\$ 103,037	\$ 103,706	\$ 113,463	\$ 118,718	\$ 121,356
Jackson County	General Fund	State's Attorney	\$ 67,278	\$ 67,008	\$ 68,064	\$ 57,398	\$ 60,626	\$ 62,895	\$ 58,480
Jackson County Total			\$ 67,278	\$ 67,008	\$ 68,064	\$ 57,398	\$ 60,626	\$ 62,895	\$ 58,480
Jerauld County	General Fund	State's Attorney	\$ 66,837	\$ 73,583	\$ 81,115	\$ 77,258	\$ 75,560	\$ 85,668	\$ 68,130
Jerauld County	General Fund	Court Appointed Attorney	\$ 21,714	\$ 25,833	\$ 12,847	\$ 10,916	\$ 8,410	\$ 20,094	\$ 16,131
Jerauld County Total			\$ 88,552	\$ 99,416	\$ 93,961	\$ 88,174	\$ 83,969	\$ 105,762	\$ 84,261
Jones County	General Fund	State's Attorney	\$ 53,646	\$ 57,978	\$ 62,599	\$ 60,889	\$ 55,778	\$ 52,041	\$ 51,884
Jones County	General Fund	Court Appointed Attorney	\$ 19,204	\$ 24,390	\$ 15,529	\$ 24,417	\$ 32,094	\$ 32,094	\$ 15,677
Jones County	General Fund	Abused and Neglected Child Defense		\$ 1,047	\$ 10,514	\$ 2,525		\$ 982	\$ 2,608
Jones County Total			\$ 72,850	\$ 83,415	\$ 88,642	\$ 87,831	\$ 87,871	\$ 85,117	\$ 70,169
Kingsbury County	General Fund	State's Attorney	\$ 114,040	\$ 111,973	\$ 123,453	\$ 141,226	\$ 131,100	\$ 133,313	\$ 107,181
Kingsbury County	General Fund	Other Legal Services							\$ 8,114
Kingsbury County	General Fund	Court Appointed Attorney	\$ 17,078	\$ 23,702	\$ 58,378	\$ 54,579	\$ 32,799	\$ 33,132	\$ 25,775
Kingsbury County	General Fund	Abused and Neglected Child Defense		\$ 1,820	\$ 1,521		\$ 4,341		\$ 3,803
Kingsbury County Total			\$ 131,119	\$ 137,495	\$ 183,352	\$ 195,804	\$ 168,240	\$ 166,446	\$ 144,872
Lake County	General Fund	State's Attorney	\$ 255,660	\$ 273,407	\$ 260,181	\$ 275,708	\$ 295,728	\$ 295,461	\$ 228,229
Lake County Total			\$ 255,660	\$ 273,407	\$ 260,181	\$ 275,708	\$ 295,728	\$ 295,461	\$ 228,229
Lawrence County	General Fund	State's Attorney	\$ 462,772	\$ 462,277	\$ 511,477	\$ 536,821	\$ 536,023	\$ 603,350	\$ 474,459
Lawrence County	General Fund	Public Defender	\$ 390,752	\$ 386,379	\$ 400,885	\$ 419,857	\$ 435,506	\$ 433,629	\$ 386,043
Lawrence County	General Fund	Court Appointed Attorney	\$ 268,429	\$ 277,499	\$ 342,172	\$ 217,258	\$ 255,252	\$ 299,204	\$ 245,254
Lawrence County Total			\$ 1,121,952	\$ 1,126,154	\$ 1,254,534	\$ 1,173,936	\$ 1,226,781	\$ 1,336,183	\$ 1,105,756
Lincoln County	General Fund	State's Attorney	\$ 950,374	\$ 1,031,386	\$ 1,119,433	\$ 1,145,596	\$ 1,355,217	\$ 1,544,370	\$ 937,216
Lincoln County Total			\$ 950,374	\$ 1,031,386	\$ 1,119,433	\$ 1,145,596	\$ 1,355,217	\$ 1,544,370	\$ 937,216
Lyman County	General Fund	State's Attorney	\$ 51,219	\$ 69,630	\$ 69,257	\$ 74,173	\$ 87,120	\$ 95,073	\$ 61,314
Lyman County	General Fund	Court Appointed Attorney	\$ 113,633	\$ 100,578	\$ 116,364	\$ 99,556	\$ 80,944	\$ 86,764	\$ 75,815
Lyman County Total			\$ 164,852	\$ 170,208	\$ 185,621	\$ 173,729	\$ 168,065	\$ 181,838	\$ 137,128

EXHIBIT I-7

County ALL Legal Services Expenditures
2009 to 2021

Entity	Fund Type	Account	2016	2017	2018	2019	2020	2021	Average
Name	Description	Description							2009 to 2021
Marshall County	General Fund	State's Attorney	\$ 90,619	\$ 88,254	\$ 92,195	\$ 87,652	\$ 90,229	\$ 91,941	\$ 87,385
Marshall County	General Fund	Court Appointed Attorney	\$ 31,939	\$ 48,141	\$ 91,797	\$ 71,499	\$ 57,304	\$ 53,642	\$ 44,143
Marshall County Total			\$ 122,558	\$ 136,395	\$ 183,992	\$ 159,150	\$ 147,532	\$ 145,583	\$ 131,529
McCook County	General Fund	State's Attorney	\$ 91,737	\$ 98,042	\$ 100,671	\$ 108,600	\$ 106,196	\$ 115,903	\$ 93,029
McCook County	General Fund	Court Appointed Attorney	\$ 64,871	\$ 54,928	\$ 65,723	\$ 30,226	\$ 30,496	\$ 31,427	\$ 47,140
McCook County	General Fund	Abused and Neglected Child Defense	\$ 2,810	\$ 235	\$ 2,267		\$ 5,351		\$ 5,454
McCook County Total			\$ 159,418	\$ 153,205	\$ 168,661	\$ 138,826	\$ 142,043	\$ 147,330	\$ 145,622
McPherson County	General Fund	State's Attorney	\$ 74,592	\$ 99,620	\$ 101,960	\$ 103,814	\$ 99,635	\$ 90,524	\$ 78,590
McPherson County	General Fund	Court Appointed Attorney		\$ 20,158	\$ 22,305	\$ 25,125	\$ 26,822	\$ 18,799	\$ 15,268
McPherson County	General Fund	Abused and Neglected Child Defense	\$ 10,248						\$ 10,248
McPherson County Total			\$ 84,840	\$ 119,779	\$ 124,265	\$ 128,939	\$ 126,457	\$ 109,322	\$ 104,107
Meade County	General Fund	State's Attorney	\$ 568,804	\$ 609,065	\$ 618,625	\$ 659,641	\$ 668,855	\$ 661,198	\$ 563,689
Meade County	General Fund	Court Appointed Attorney	\$ 335,624	\$ 373,115	\$ 373,996	\$ 358,885	\$ 329,804	\$ 447,466	\$ 310,962
Meade County	General Fund	Abused and Neglected Child Defense	\$ 24,670	\$ 27,313	\$ 31,240	\$ 28,690	\$ 26,046	\$ 29,726	\$ 22,133
Meade County Total			\$ 929,098	\$ 1,009,493	\$ 1,023,861	\$ 1,047,216	\$ 1,024,706	\$ 1,138,389	\$ 896,784
Mellette County	General Fund	State's Attorney	\$ 66,420	\$ 70,283	\$ 69,696	\$ 67,643	\$ 68,783	\$ 65,517	\$ 58,170
Mellette County	General Fund	Court Appointed Attorney	\$ 31,069	\$ 32,936	\$ 61,381	\$ 60,387	\$ 61,703	\$ 45,240	\$ 46,992
Mellette County	General Fund	Abused and Neglected Child Defense	\$ 778	\$ 2,401	\$ 7,753				\$ 10,505
Mellette County Total			\$ 98,266	\$ 105,620	\$ 138,830	\$ 128,031	\$ 130,485	\$ 110,756	\$ 115,667
Miner County	General Fund	State's Attorney	\$ 83,790	\$ 89,285	\$ 93,083	\$ 114,180	\$ 118,770	\$ 120,414	\$ 89,204
Miner County	General Fund	Other Legal Services	\$ 932	\$ 9,631					\$ 5,282
Miner County	General Fund	Court Appointed Attorney	\$ 7,940	\$ 13,186	\$ 18,801	\$ 10,977	\$ 19,659	\$ 16,305	\$ 14,558
Miner County	General Fund	Abused and Neglected Child Defense			\$ 1,785			\$ 11,463	\$ 3,337
Miner County Total			\$ 92,663	\$ 112,101	\$ 113,669	\$ 125,156	\$ 138,429	\$ 148,182	\$ 112,380
Minnehaha County	General Fund	State's Attorney	\$ 3,826,608	\$ 4,238,306	\$ 4,392,885	\$ 4,972,025	\$ 5,614,453	\$ 5,845,947	\$ 3,849,910
Minnehaha County	General Fund	Public Defender	\$ 2,665,755	\$ 3,063,612	\$ 3,187,817	\$ 3,345,981	\$ 3,513,791		\$ 2,631,579
Minnehaha County	General Fund	Court Appointed Attorney	\$ 797,372	\$ 917,009	\$ 987,739	\$ 1,062,145	\$ 1,192,872	\$ 1,250,192	\$ 786,199
Minnehaha County Total			\$ 7,289,734	\$ 8,218,927	\$ 8,568,441	\$ 9,380,151	\$ 10,321,116	\$ 7,096,139	\$ 7,267,689
Moody County	General Fund	State's Attorney	\$ 162,224	\$ 207,502	\$ 215,304	\$ 247,473	\$ 257,800	\$ 263,105	\$ 166,439
Moody County	General Fund	Court Appointed Attorney	\$ 124,483	\$ 137,510	\$ 136,450	\$ 140,816	\$ 144,974	\$ 154,608	\$ 116,660
Moody County	General Fund	Abused and Neglected Child Defense	\$ 14,491	\$ 6,895	\$ 10,283	\$ 8,304	\$ 5,593	\$ 6,971	\$ 7,251
Moody County Total			\$ 301,199	\$ 351,906	\$ 362,037	\$ 396,592	\$ 408,367	\$ 424,684	\$ 290,350
Pennington County	General Fund	State's Attorney	\$ 4,162,426	\$ 4,893,080	\$ 4,801,643	\$ 5,110,644	\$ 5,345,219	\$ 5,870,227	\$ 3,520,542
Pennington County	Other Governmental Funds	State's Attorney		\$ 40,608	\$ 177,186	\$ 214,691	\$ 193,593		\$ 156,520
Pennington County	General Fund	Public Defender	\$ 2,485,344	\$ 2,684,875	\$ 2,696,476	\$ 2,975,774	\$ 3,024,541	\$ 3,190,830	\$ 2,264,369
Pennington County	General Fund	Other Legal Services							\$ 602,478
Pennington County	General Fund	Court Appointed Attorney	\$ 713,354	\$ 1,037,966	\$ 1,104,256	\$ 1,421,299	\$ 1,143,097	\$ 1,131,704	\$ 721,702
Pennington County	General Fund	Abused and Neglected Child Defense	\$ 284,585	\$ 362,067	\$ 449,581	\$ 526,873	\$ 495,518	\$ 425,157	\$ 293,181
Pennington County Total			\$ 7,645,708	\$ 9,018,595	\$ 9,229,142	\$ 10,249,281	\$ 10,201,968	\$ 10,617,917	\$ 7,558,792
Perkins County	General Fund	State's Attorney	\$ 131,571	\$ 131,572	\$ 141,158	\$ 145,209	\$ 143,753	\$ 107,946	\$ 119,011
Perkins County	Other Governmental Funds	State's Attorney					\$ 1,279		\$ 1,279

EXHIBIT I-7

County ALL Legal Services Expenditures
2009 to 2021

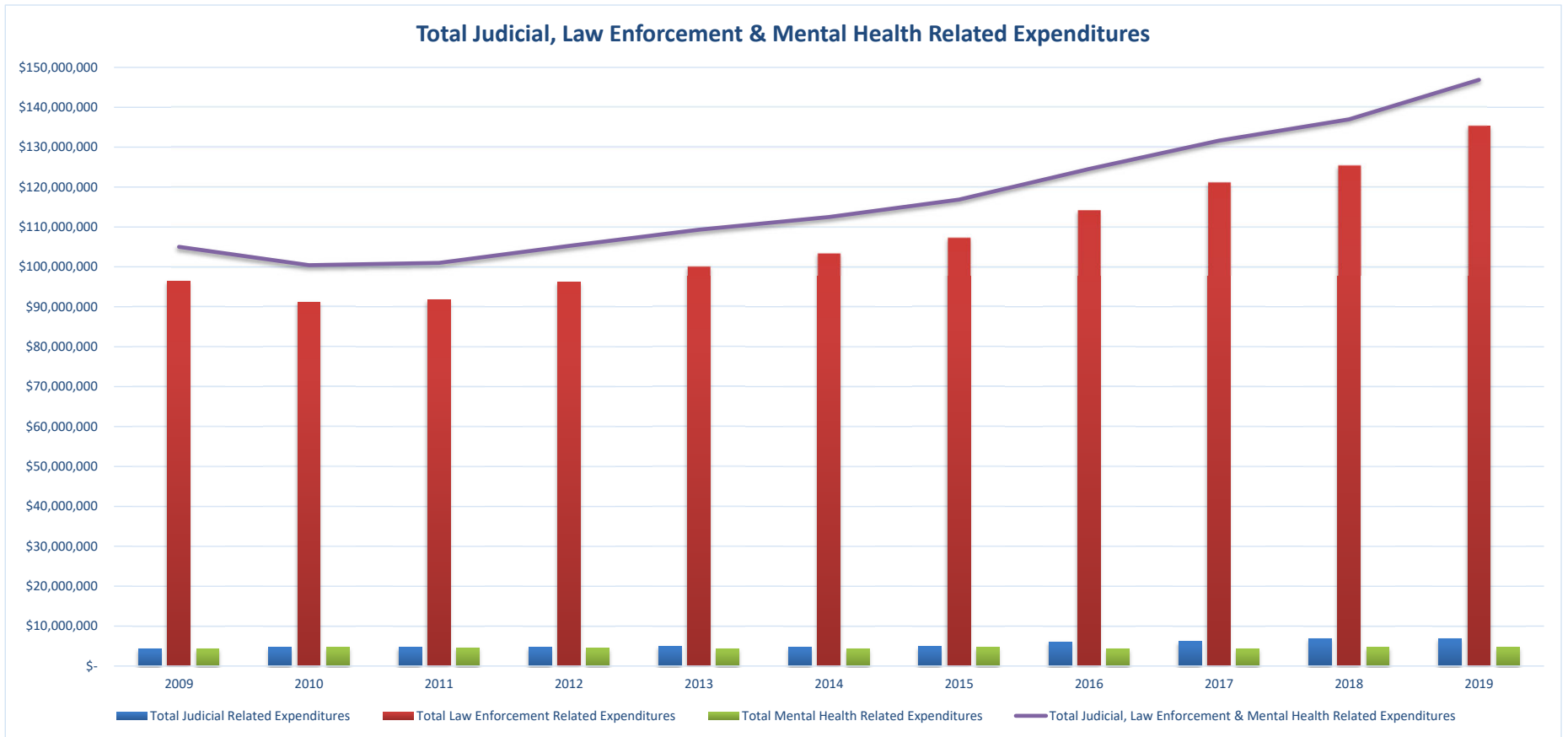
Entity	Fund Type	Account	2016	2017	2018	2019	2020	2021	Average
Name	Description	Description							2009 to 2021
Perkins County Total			\$ 131,571	\$ 131,572	\$ 141,158	\$ 145,209	\$ 143,753	\$ 109,225	\$ 120,290
Potter County	General Fund	State's Attorney	\$ 87,349	\$ 93,367	\$ 88,572	\$ 94,556	\$ 96,218	\$ 97,091	\$ 88,771
Potter County	General Fund	Public Defender			\$ 4,400	\$ 4,445		\$ 2,000	\$ 5,965
Potter County	General Fund	Other Legal Services		\$ 93					\$ 93
Potter County	General Fund	Court Appointed Attorney	\$ 20,596	\$ 8,005	\$ 14,816	\$ 10,330	\$ 18,477	\$ 20,095	\$ 13,651
Potter County Total			\$ 107,944	\$ 101,465	\$ 107,788	\$ 109,331	\$ 114,695	\$ 119,185	\$ 108,479
Roberts County	General Fund	State's Attorney	\$ 136,755	\$ 147,348	\$ 150,672	\$ 174,653	\$ 223,770	\$ 204,956	\$ 144,204
Roberts County	General Fund	Public Defender	\$ 75,532	\$ 105,955	\$ 102,000	\$ 102,000	\$ 99,000	\$ 108,000	\$ 98,748
Roberts County	General Fund	Court Appointed Attorney	\$ 49,126	\$ 80,332	\$ 100,746	\$ 104,000	\$ 106,510	\$ 77,915	\$ 104,082
Roberts County	General Fund	Abused and Neglected Child Defense							\$ 181
Roberts County Total			\$ 261,414	\$ 333,635	\$ 353,418	\$ 380,653	\$ 429,280	\$ 390,871	\$ 347,215
Sanborn County	General Fund	State's Attorney	\$ 72,726	\$ 76,201	\$ 78,528	\$ 82,676	\$ 85,506	\$ 103,738	\$ 71,289
Sanborn County Total			\$ 72,726	\$ 76,201	\$ 78,528	\$ 82,676	\$ 85,506	\$ 103,738	\$ 71,289
Oglala Lakota County	General Fund	State's Attorney	\$ 43,694	\$ 43,395	\$ 49,369	\$ 40,386	\$ 36,270	\$ 54,984	\$ 40,274
Oglala Lakota County	General Fund	Court Appointed Attorney	\$ 10,912	\$ 4,392	\$ 7,705	\$ 7,157	\$ 4,219	\$ 3,444	\$ 4,427
Oglala Lakota County	General Fund	Abused and Neglected Child Defense							\$ 239
Oglala Lakota County Total			\$ 54,606	\$ 47,786	\$ 57,073	\$ 47,543	\$ 40,489	\$ 58,428	\$ 44,940
Spink County	General Fund	State's Attorney	\$ 111,350	\$ 120,610	\$ 130,808	\$ 124,301	\$ 127,639	\$ 133,798	\$ 109,865
Spink County	General Fund	Other Legal Services				\$ 7,200	\$ 8,000	\$ 4,000	\$ 6,400
Spink County	General Fund	Court Appointed Attorney	\$ 75,295	\$ 56,400	\$ 60,616	\$ 80,934	\$ 97,049	\$ 65,261	\$ 59,874
Spink County Total			\$ 186,645	\$ 177,010	\$ 191,424	\$ 212,436	\$ 232,688	\$ 203,059	\$ 176,139
Stanley County	General Fund	State's Attorney	\$ 152,813	\$ 151,845	\$ 147,373	\$ 183,456	\$ 194,995		\$ 143,288
Stanley County	General Fund	Other Legal Services							\$ 2,095
Stanley County	General Fund	Court Appointed Attorney	\$ 75,711	\$ 37,552	\$ 64,764	\$ 63,327	\$ 80,347		\$ 59,967
Stanley County	General Fund	Abused and Neglected Child Defense							\$ 332
Stanley County Total			\$ 228,524	\$ 189,397	\$ 212,137	\$ 246,783	\$ 275,342	\$ -	\$ 205,682
Sully County	General Fund	State's Attorney	\$ 97,152	\$ 107,527	\$ 109,507	\$ 110,686	\$ 115,366	\$ 118,797	\$ 95,119
Sully County	General Fund	Public Defender					\$ 14,116		\$ 14,116
Sully County	General Fund	Court Appointed Attorney	\$ 27,213	\$ 23,832	\$ 12,023	\$ 26,420		\$ 10,054	\$ 19,583
Sully County	General Fund	Abused and Neglected Child Defense							\$ 12,530
Sully County Total			\$ 124,365	\$ 131,359	\$ 121,530	\$ 137,106	\$ 129,482	\$ 128,851	\$ 141,349
Todd County	General Fund	State's Attorney	\$ 10,702	\$ 21,855	\$ 19,245	\$ 17,458	\$ 21,512	\$ 16,731	\$ 14,760
Todd County	General Fund	Court Appointed Attorney	\$ 2,993	\$ 23,337	\$ 18,805	\$ 16,148	\$ 6,394	\$ 4,798	\$ 7,308
Todd County Total			\$ 13,696	\$ 45,192	\$ 38,050	\$ 33,605	\$ 27,906	\$ 21,529	\$ 22,069
Tripp County	General Fund	State's Attorney	\$ 140,631	\$ 148,280	\$ 149,077	\$ 144,417	\$ 138,912	\$ 166,054	\$ 132,857
Tripp County	General Fund	Court Appointed Attorney	\$ 135,047	\$ 111,968	\$ 125,283	\$ 122,140	\$ 88,251	\$ 113,912	\$ 110,252
Tripp County	General Fund	Abused and Neglected Child Defense	\$ 7,648		\$ 9,096	\$ 16,634	\$ 10,411		\$ 12,692
Tripp County Total			\$ 283,326	\$ 260,248	\$ 283,456	\$ 283,191	\$ 237,575	\$ 279,966	\$ 255,801
Turner County	General Fund	State's Attorney	\$ 222,458	\$ 199,000	\$ 200,719	\$ 227,056	\$ 211,146	\$ 236,097	\$ 194,702
Turner County Total			\$ 222,458	\$ 199,000	\$ 200,719	\$ 227,056	\$ 211,146	\$ 236,097	\$ 194,702
Union County	General Fund	State's Attorney	\$ 371,005	\$ 384,775	\$ 402,230	\$ 441,966	\$ 457,099	\$ 478,603	\$ 356,124

EXHIBIT I-7

County ALL Legal Services Expenditures
2009 to 2021

Entity	Fund Type	Account	2016	2017	2018	2019	2020	2021	Average
Name	Description	Description							2009 to 2021
Union County	General Fund	Public Defender	\$ 162,954	\$ 164,404	\$ 179,425	\$ 199,789	\$ 220,959	\$ 218,514	\$ 173,418
Union County	General Fund	Court Appointed Attorney	\$ 11,551	\$ 11,931	\$ 4,453		\$ 3,622		\$ 15,807
Union County	General Fund	Abused and Neglected Child Defense			\$ 943				\$ 3,463
Union County Total			\$ 545,509	\$ 561,110	\$ 587,051	\$ 641,756	\$ 681,680	\$ 697,117	\$ 548,812
Walworth County	General Fund	State's Attorney	\$ 199,403	\$ 196,915	\$ 224,500	\$ 214,045	\$ 233,718	\$ 243,598	\$ 187,712
Walworth County	General Fund	Court Appointed Attorney	\$ 98,568	\$ 88,778	\$ 135,702	\$ 195,598	\$ 137,133	\$ 148,363	\$ 102,101
Walworth County	General Fund	Abused and Neglected Child Defense	\$ 27,599	\$ 14,907	\$ 25,679	\$ 27,158	\$ 29,936	\$ 50,727	\$ 27,517
Walworth County Total			\$ 325,570	\$ 300,600	\$ 385,881	\$ 436,801	\$ 400,787	\$ 442,688	\$ 317,330
Yankton County	General Fund	State's Attorney	\$ 395,868	\$ 409,002	\$ 457,166	\$ 446,569	\$ 496,196	\$ 509,178	\$ 393,135
Yankton County	General Fund	Public Defender				\$ 28,300			\$ 28,300
Yankton County	General Fund	Other Legal Services					\$ 38,356	\$ 9,589	\$ 27,318
Yankton County	General Fund	Court Appointed Attorney							\$ 47,433
Yankton County	General Fund	Abused and Neglected Child Defense	\$ 16,340	\$ 18,748	\$ 33,407				\$ 18,717
Yankton County Total			\$ 412,208	\$ 427,750	\$ 490,573	\$ 474,869	\$ 534,552	\$ 518,767	\$ 514,902
Ziebach County	General Fund	State's Attorney	\$ 58,636	\$ 60,532	\$ 64,996	\$ 63,587	\$ 60,440	\$ 50,736	\$ 57,151
Ziebach County Total			\$ 58,636	\$ 60,532	\$ 64,996	\$ 63,587	\$ 60,440	\$ 50,736	\$ 57,151
Grand Total			\$ 32,917,644	\$ 36,581,600	\$ 38,352,065	\$ 41,146,178	\$ 41,469,034	\$ 39,870,259	\$ 31,629,832

EXHIBIT J-1



Type	2009	2010	2011	2012	2013	2014	2015	2016	2017	2018	2019	2009-2019
Total Judicial Related Expenditures	\$ 4,299,202	\$ 4,663,948	\$ 4,714,550	\$ 4,674,745	\$ 4,903,304	\$ 4,744,657	\$ 4,847,633	\$ 6,091,442	\$ 6,187,372	\$ 6,896,585	\$ 6,877,700	\$ 58,901,136
Total Law Enforcement Related Expenditures	\$ 96,387,386	\$ 91,101,010	\$ 91,708,233	\$ 96,157,308	\$ 100,123,006	\$ 103,390,989	\$ 107,297,658	\$ 114,196,281	\$ 121,141,733	\$ 125,393,171	\$ 135,280,365	\$ 1,182,177,139
Total Mental Health Related Expenditures	\$ 4,329,266	\$ 4,671,209	\$ 4,579,009	\$ 4,417,731	\$ 4,299,363	\$ 4,356,103	\$ 4,700,119	\$ 4,247,161	\$ 4,305,658	\$ 4,699,428	\$ 4,728,597	\$ 49,333,644
Total Judicial, Law Enforcement & Mental Health Related Expenditures	\$ 105,015,854	\$ 100,436,166	\$ 101,001,791	\$ 105,249,785	\$ 109,325,672	\$ 112,491,748	\$ 116,845,410	\$ 124,534,883	\$ 131,634,762	\$ 136,989,184	\$ 146,886,662	\$ 1,290,411,919

EXHIBIT J-2

South Dakota Counties - Judicial, Law Enforcement & Mental Health Expenditures - By County and By Year - 2009-2019
66 of 66 Counties

Entity Name	Type												Total	
		2009	2010	2011	2012	2013	2014	2015	2016	2017	2018	2019	2009-2019	
Jackson County Total	Judicial Total	\$ 32,433	\$ 31,218	\$ 32,844	\$ 50,761	\$ 53,179	\$ 47,531	\$ 73,012	\$ 98,230	\$ 49,614	\$ 45,220	\$ 34,485	\$ 548,526	
	Law Enforcement Total	\$ 155,561	\$ 189,870	\$ 198,432	\$ 213,371	\$ 226,486	\$ 214,411	\$ 274,673	\$ 283,353	\$ 250,043	\$ 287,819	\$ 351,951	\$ 2,645,969	
	Mental Health Total	\$ 2,249	\$ 11,269	\$ 2,138	\$ 1,173	\$ 1,160	\$ 1,000	\$ 4,564	\$ 2,268	\$ 2,836	\$ 1,155	\$ 1,237	\$ 31,048	
Jackson County Total		\$ 190,243	\$ 232,356	\$ 233,414	\$ 265,305	\$ 280,824	\$ 262,942	\$ 352,250	\$ 383,851	\$ 302,492	\$ 334,194	\$ 387,672	\$ 3,225,543	
Jerauld County Total	Judicial Total	\$ 18,743	\$ 9,308	\$ 4,245	\$ 9,532	\$ 5,883	\$ 5,662	\$ 1,214	\$ 29,605	\$ 6,089	\$ 2,485	\$ 956	\$ 93,723	
	Law Enforcement Total	\$ 158,960	\$ 201,851	\$ 176,462	\$ 218,819	\$ 229,108	\$ 370,059	\$ 382,473	\$ 408,326	\$ 435,020	\$ 354,589	\$ 370,061	\$ 3,305,729	
	Mental Health Total	\$ 8,226	\$ 13,209	\$ 219,362	\$ 11,233	\$ 12,391	\$ 14,994	\$ 10,413	\$ 12,448	\$ 10,213	\$ 12,240	\$ 8,858	\$ 333,588	
Jerauld County Total		\$ 185,930	\$ 224,369	\$ 400,070	\$ 239,583	\$ 247,381	\$ 390,715	\$ 394,101	\$ 450,379	\$ 451,322	\$ 369,315	\$ 379,875	\$ 3,733,039	
Jones County Total	Judicial Total	\$ 5,875	\$ 6,276	\$ 4,416	\$ 6,375	\$ 4,167	\$ 3,368	\$ 3,837	\$ 4,590	\$ 6,067	\$ 7,226	\$ 4,146	\$ 56,342	
	Law Enforcement Total	\$ 107,139	\$ 117,767	\$ 165,543	\$ 136,416	\$ 207,771	\$ 156,816	\$ 231,708	\$ 195,588	\$ 213,780	\$ 152,331	\$ 201,993	\$ 1,886,851	
	Mental Health Total	\$ 667	\$ 5,951	\$ 8,028	\$ 2,801	\$ 1,954	\$ 17	\$ 2,877	\$ 5,988	\$ 1,596	\$ 3,776	\$ 2,726	\$ 36,382	
Jones County Total		\$ 113,682	\$ 129,993	\$ 177,986	\$ 145,591	\$ 213,892	\$ 160,201	\$ 238,422	\$ 206,166	\$ 221,443	\$ 163,334	\$ 208,865	\$ 1,979,575	
Kingsbury County Total	Judicial Total	\$ 2,880	\$ 4,324	\$ 2,221	\$ 6,276	\$ 2,910	\$ 6,965	\$ 5,200	\$ 3,451	\$ 7,565	\$ 14,335	\$ 17,108	\$ 73,234	
	Law Enforcement Total	\$ 355,393	\$ 338,112	\$ 370,278	\$ 390,562	\$ 425,432	\$ 467,106	\$ 436,405	\$ 499,638	\$ 534,172	\$ 485,696	\$ 489,046	\$ 4,791,839	
	Mental Health Total	\$ 19,535	\$ 20,051	\$ 23,579	\$ 23,726	\$ 19,690	\$ 26,641	\$ 19,903	\$ 21,949	\$ 16,440	\$ 18,944	\$ 29,371	\$ 239,827	
Kingsbury County Total		\$ 377,808	\$ 362,486	\$ 396,079	\$ 420,563	\$ 448,032	\$ 500,712	\$ 461,507	\$ 525,037	\$ 558,177	\$ 518,975	\$ 535,525	\$ 5,104,900	
Lake County Total	Judicial Total	\$ 117,392	\$ 108,475	\$ 114,165	\$ 101,200	\$ 99,385	\$ 104,412	\$ 157,492	\$ 179,485	\$ 266,895	\$ 320,867	\$ 296,758	\$ 1,866,526	
	Law Enforcement Total	\$ 615,282	\$ 684,661	\$ 643,511	\$ 686,700	\$ 729,802	\$ 800,434	\$ 949,909	\$ 1,190,707	\$ 1,218,342	\$ 1,302,031	\$ 1,414,983	\$ 10,236,361	
	Mental Health Total	\$ 42,130	\$ 44,930	\$ 51,173	\$ 39,880	\$ 27,723	\$ 36,070	\$ 39,890	\$ 62,763	\$ 32,617	\$ 60,820	\$ 56,161	\$ 494,157	
Lake County Total		\$ 774,804	\$ 838,066	\$ 808,848	\$ 827,780	\$ 856,910	\$ 940,916	\$ 1,147,290	\$ 1,432,955	\$ 1,517,854	\$ 1,683,719	\$ 1,767,902	\$ 12,597,044	
Lawrence County Total	Judicial Total	\$ 120,060	\$ 112,607	\$ 115,629	\$ 135,215	\$ 85,468	\$ 88,681	\$ 76,467	\$ 115,782	\$ 99,456	\$ 120,052	\$ 126,804	\$ 1,196,221	
	Law Enforcement Total	\$ 2,623,066	\$ 2,467,326	\$ 2,471,769	\$ 2,565,616	\$ 2,491,153	\$ 2,508,387	\$ 2,628,969	\$ 2,659,371	\$ 2,799,236	\$ 2,820,561	\$ 3,232,299	\$ 29,267,754	
	Mental Health Total	\$ 129,416	\$ 113,806	\$ 140,956	\$ 117,878	\$ 101,685	\$ 81,659	\$ 83,652	\$ 95,526	\$ 96,469	\$ 89,360	\$ 71,019	\$ 1,121,426	
Lawrence County Total		\$ 2,872,542	\$ 2,693,739	\$ 2,728,355	\$ 2,818,709	\$ 2,678,306	\$ 2,678,728	\$ 2,789,088	\$ 2,870,679	\$ 2,995,162	\$ 3,029,973	\$ 3,430,122	\$ 31,585,401	
Lincoln County Total	Judicial Total	\$ 485,210	\$ 512,440	\$ 481,194	\$ 521,919	\$ 518,088	\$ 566,194	\$ 517,251	\$ 588,017	\$ 669,421	\$ 1,018,162	\$ 915,311	\$ 6,793,207	
	Law Enforcement Total	\$ 1,824,076	\$ 1,961,999	\$ 1,770,472	\$ 2,006,564	\$ 2,152,601	\$ 2,357,028	\$ 2,360,640	\$ 2,958,034	\$ 3,225,353	\$ 3,626,400	\$ 4,180,453	\$ 28,423,618	
	Mental Health Total	\$ 189,743	\$ 227,165	\$ 148,006	\$ 169,702	\$ 207,916	\$ 252,520	\$ 291,654	\$ 322,211	\$ 364,395	\$ 388,024	\$ 381,372	\$ 2,942,708	
Lincoln County Total		\$ 2,499,029	\$ 2,701,604	\$ 2,399,672	\$ 2,698,185	\$ 2,878,605	\$ 3,175,742	\$ 3,169,545	\$ 3,868,261	\$ 4,259,169	\$ 5,032,586	\$ 5,477,136	\$ 38,159,533	
Lyman County Total	Judicial Total	\$ 1,386	\$ 2,751	\$ 2,754	\$ 12,152	\$ 4,478	\$ 4,697	\$ 6,708	\$ 3,475	\$ 5,387	\$ 8,218	\$ 2,977	\$ 54,984	
	Law Enforcement Total	\$ 316,282	\$ 299,908	\$ 344,707	\$ 301,188	\$ 361,730	\$ 409,761	\$ 411,446	\$ 404,205	\$ 395,836	\$ 429,955	\$ 406,018	\$ 4,081,036	
	Mental Health Total	\$ 656	\$ 2,685	\$ 5,902	\$ 4,116	\$ 4,623	\$ 8,042	\$ 4,339	\$ 9,420	\$ 7,113	\$ 7,817	\$ 3,442	\$ 58,153	
Lyman County Total		\$ 318,324	\$ 305,343	\$ 353,364	\$ 317,457	\$ 370,831	\$ 422,500	\$ 422,492	\$ 417,100	\$ 408,336	\$ 445,989	\$ 412,437	\$ 4,194,173	
Marshall County Total	Judicial Total	\$ 4,352	\$ 10,907	\$ 11,002	\$ 16,629	\$ 13,886	\$ 10,980	\$ 10,234	\$ 9,763	\$ 12,529	\$ 12,127	\$ 9,321	\$ 121,730	
	Law Enforcement Total	\$ 594,469	\$ 629,090	\$ 657,027	\$ 713,335	\$ 701,680	\$ 721,485	\$ 781,797	\$ 733,251	\$ 767,120	\$ 789,314	\$ 864,074	\$ 7,952,643	
	Mental Health Total	\$ 14,340	\$ 14,546	\$ 16,266	\$ 15,498	\$ 13,822	\$ 16,497	\$ 15,374	\$ 14,318	\$ 24,930	\$ 15,254	\$ 13,616	\$ 174,461	
Marshall County Total		\$ 613,161	\$ 654,544	\$ 684,295	\$ 745,462	\$ 729,388	\$ 748,961	\$ 807,405	\$ 757,332	\$ 804,579	\$ 816,695	\$ 887,011	\$ 8,248,834	
McCook County Total	Judicial Total	\$ 15,349	\$ 19,808	\$ 26,451	\$ 25,549	\$ 27,833	\$ 21,399	\$ 13,024	\$ 20,512	\$ 20,828	\$ 32,738	\$ 21,929	\$ 245,418	
	Law Enforcement Total	\$ 510,098	\$ 500,889	\$ 568,019	\$ 607,344	\$ 625,526	\$ 594,304	\$ 623,348	\$ 697,493	\$ 733,960	\$ 872,599	\$ 886,224	\$ 7,219,804	
	Mental Health Total	\$ 17,303	\$ 21,782	\$ 23,358	\$ 24,223	\$ 20,999	\$ 16,212	\$ 24,505	\$ 24,417	\$ 29,037	\$ 36,254	\$ 44,012	\$ 282,102	
McCook County Total		\$ 542,749	\$ 542,478	\$ 617,828	\$ 657,116	\$ 674,358	\$ 631,915	\$ 660,877	\$ 742,423	\$ 783,825	\$ 941,590	\$ 952,165	\$ 7,747,324	
McPherson County Total	Judicial Total	\$ 166	\$ 207	\$ 386	\$ 4,605	\$ 1,847	\$ -	\$ -	\$ 149	\$ 154	\$ 2,070	\$ 2,906	\$ 12,490	
	Law Enforcement Total	\$ 98,978	\$ 157,619	\$ 223,075	\$ 160,199	\$ 178,832	\$ 153,852	\$ 202,587	\$ 187,227	\$ 277,597	\$ 275,294	\$ 341,130	\$ 2,256,389	
	Mental Health Total	\$ 5,621	\$ 12,838	\$ 9,553	\$ 5,352	\$ 7,477	\$ 12,976	\$ 8,594	\$ 14,006	\$ 18,154	\$ 18,202	\$ 19,145	\$ 131,917	
McPherson County Total		\$ 104,764	\$ 170,665	\$ 233,013	\$ 170,156	\$ 188,156	\$ 166,827	\$ 211,181	\$ 201,381	\$ 295,905	\$ 295,566	\$ 363,181	\$ 2,400,795	

EXHIBIT J-3

South Dakota Counties - Judicial, Law Enforcement & Mental Health Expenditures - Total By County for 2009-2019

66 of 66 Counties

Account Number	Account Description	Aurora County	Beadle County	Bennett County	Bon Homme County	Brookings County	Brown County	Brule County	Buffalo County	Butte County	Campbell County	Charles Mix County
413000	Judicial System	\$ 559,702	\$ 281,204	\$ 202,969	\$ 1,004,439	\$ 5,897,188	\$ 677,786	\$ 285,778	\$ 72,662	\$ 877,117	\$ 17,575	\$ 805,755
	Total Judicial System	\$ 559,702	\$ 281,204	\$ 202,969	\$ 1,004,439	\$ 5,897,188	\$ 677,786	\$ 285,778	\$ 72,662	\$ 877,117	\$ 17,575	\$ 805,755
421100	Sheriff	\$ 2,829,875	\$ 6,733,276	\$ 579,651	\$ 2,764,026	\$ 13,914,957	\$ 15,176,565	\$ 3,586,680	\$ 824,080	\$ 5,239,966	\$ 2,098,186	\$ 6,214,363
421200	County Jail	\$ 638,693	\$ 13,851,703	\$ 4,309,993	\$ 2,326,343	\$ 12,216,695	\$ 18,509,710	\$ 3,682,637	\$ 69,077	\$ 4,019,035	\$ 101,526	\$ 5,476,464
421300	Coroner	\$ 10,697	\$ 139,576	\$ 58,741	\$ 31,988	\$ 226,328	\$ 340,436	\$ 62,679	\$ 15,222	\$ 127,090	\$ 20,001	\$ 93,650
421400	County-Wide Law Enforcement			\$ 2,497,587		\$ 314,318	\$ 238,394	\$ 8,200				
421500	Juvenile Detention			\$ 685,718	\$ 104,313	\$ 1,022,877	\$ 8,665,275	\$ 240,219	\$ 11,800	\$ 717,182		\$ 1,069,928
421900	Other Law Enforcement					\$ 536,799		\$ 2,667		\$ 174,323		\$ 65,626
	Total Law Enforcement	\$ 3,479,266	\$ 20,724,554	\$ 8,131,690	\$ 5,226,670	\$ 28,231,975	\$ 42,930,380	\$ 7,583,082	\$ 920,178	\$ 10,277,597	\$ 2,219,713	\$ 12,920,030
444100	Mentally Ill	\$ 122,870	\$ 770,584	\$ 86,592	\$ 234,778	\$ 666,163	\$ 1,071,586	\$ 55,002	\$ 5,379	\$ 558,147	\$ 1,497	\$ 483,006
444200	Developmentally Disabled		\$ 46,400			\$ 363,666	\$ 82,610	\$ 9,360		\$ 13,560		\$ 19,368
444300	Drug Abuse	\$ 13,200					\$ 266,913		\$ 30	\$ 1,000	\$ 3,600	
444400	Mental Health Centers		\$ 324,000		\$ 59,700	\$ 720,500	\$ 404,946					\$ 360,564
444500	Mental Illness Board		\$ 46,141	\$ 2,108	\$ 77,272		\$ 470,877	\$ 42,565	\$ 5,876	\$ 53,891	\$ 29,389	
444900	Other		\$ 333,277		\$ 82,500							
	Total Mental Health	\$ 136,070	\$ 1,520,402	\$ 88,700	\$ 454,250	\$ 1,750,329	\$ 2,296,932	\$ 106,928	\$ 11,285	\$ 626,598	\$ 34,486	\$ 862,937
Total Judicial, Law Enforcement & Mental Health		\$ 4,175,038	\$ 22,526,160	\$ 8,423,358	\$ 6,685,359	\$ 35,879,492	\$ 45,905,097	\$ 7,975,788	\$ 1,004,126	\$ 11,781,311	\$ 2,271,774	\$ 14,588,723

EXHIBIT J-3

South Dakota Counties - Judicial, Law Enforcen
66 of 66 Counties

Account Number	Account Description	Clark County	Clay County	Codington County	Corson County	Custer County	Davison County	Day County	Deuel County	Dewey County	Douglas County	Edmunds County
413000	Judicial System	\$ 46,152	\$ 727,917	\$ 507,782	\$ 26,108	\$ 948,616	\$ 606,354	\$ 426,284	\$ 142,914	\$ 108,559	\$ 141,574	\$ 30,982
	Total Judicial System	\$ 46,152	\$ 727,917	\$ 507,782	\$ 26,108	\$ 948,616	\$ 606,354	\$ 426,284	\$ 142,914	\$ 108,559	\$ 141,574	\$ 30,982
421100	Sheriff	\$ 2,337,481	\$ 6,919,665	\$ 12,384,962	\$ 3,594,079	\$ 10,962,460	\$ 7,263,108	\$ 3,387,666	\$ 4,151,422	\$ 2,999,018	\$ 2,412,953	\$ 4,729,793
421200	County Jail	\$ 458,739	\$ 4,458,942	\$ 17,367,350	\$ 508,659	\$ 1,829,145	\$ 18,834,994	\$ 2,025,876	\$ 435,147	\$ 320,682	\$ 201,170	\$ 1,100,693
421300	Coroner	\$ 23,197	\$ 73,571	\$ 164,124	\$ 81,742	\$ 112,536	\$ 256,328	\$ 36,430	\$ 19,922	\$ 11,058	\$ 10,750	\$ 37,204
421400	County-Wide Law Enforcement											
421500	Juvenile Detention			\$ 26,830			\$ 976,471		\$ 1,170		\$ 27,829	
421900	Other Law Enforcement			\$ 40,515	\$ 49,281	\$ 623,687				\$ 235,191	\$ 1,882	
	Total Law Enforcement	\$ 2,819,416	\$ 11,452,178	\$ 29,983,781	\$ 4,233,760	\$ 13,527,829	\$ 27,330,901	\$ 5,449,972	\$ 4,607,661	\$ 3,565,949	\$ 2,654,583	\$ 5,867,690
444100	Mentally Ill	\$ 7,860	\$ 1,008,204	\$ 340,886	\$ 9,000	\$ 145,653	\$ 1,195	\$ 53,740	\$ 42,780		\$ 61,953	\$ 11,485
444200	Developmentally Disabled			\$ 43,860		\$ 7,400	\$ 324,091	\$ 73,400		\$ 300	\$ 158,970	
444300	Drug Abuse		\$ 36,411			\$ 10,500	\$ 66,000					
444400	Mental Health Centers	\$ 143,875	\$ 165,113	\$ 790,244	\$ 55,790	\$ 44,509	\$ 77,000	\$ 40,835	\$ 122,963	\$ 65,850	\$ 7,603	\$ 20,500
444500	Mental Illness Board	\$ 47,067		\$ 335,936	\$ 15,381	\$ 45,604	\$ 516,032	\$ 37,842	\$ 6,249		\$ 31,354	\$ 5,323
444900	Other			\$ 85,763								
	Total Mental Health	\$ 198,803	\$ 1,209,728	\$ 1,596,688	\$ 80,171	\$ 253,666	\$ 984,318	\$ 205,817	\$ 171,992	\$ 66,150	\$ 259,881	\$ 37,308
Total Judicial, Law Enforcement & Mental Health		\$ 3,064,371	\$ 13,389,823	\$ 32,088,252	\$ 4,340,038	\$ 14,730,110	\$ 28,921,573	\$ 6,082,073	\$ 4,922,567	\$ 3,740,658	\$ 3,056,038	\$ 5,935,980

EXHIBIT J-3

South Dakota Counties - Judicial, Law Enforcen
66 of 66 Counties

Account Number	Account Description	Fall River County	Faulk County	Grant County	Gregory County	Haakon County	Hamlin County	Hand County	Hanson County	Harding County	Hughes County	Hutchinson County	Hyde County
413000	Judicial System	\$ 176,890	\$ 13,790	\$ 268,531	\$ 419,541	\$ 55,477	\$ 99,266	\$ 120,508	\$ 892,171	\$ 122,657	\$ 1,480,728	\$ 533,716	\$ 88,819
	Total Judicial System	\$ 176,890	\$ 13,790	\$ 268,531	\$ 419,541	\$ 55,477	\$ 99,266	\$ 120,508	\$ 892,171	\$ 122,657	\$ 1,480,728	\$ 533,716	\$ 88,819
421100	Sheriff	\$ 6,878,835	\$ 3,053,200	\$ 4,308,069	\$ 2,723,753	\$ 1,623,644	\$ 3,759,420	\$ 2,304,375	\$ 2,376,245	\$ 2,032,444	\$ 7,244,101	\$ 2,422,821	\$ 1,304,423
421200	County Jail	\$ 5,350,858	\$ 3,044,219	\$ 2,338,148	\$ 1,760,968	\$ 263,652	\$ 554,516	\$ 265,697	\$ 464,001	\$ 292,561	\$ 37,040,904	\$ 290,416	\$ 111,462
421300	Coroner	\$ 210,413	\$ 20,591	\$ 48,602	\$ 41,573	\$ 10,976	\$ 18,326	\$ 10,852	\$ 7,177	\$ 17,186	\$ 140,030	\$ 61,025	\$ 7,265
421400	County-Wide Law Enforcement								\$ (11,161)	\$ 3,782			
421500	Juvenile Detention	\$ 477,777		\$ 34,228				\$ 36,427	\$ 233,360	\$ 37,108	\$ 5,921,611	\$ 99,330	\$ 6,920
421900	Other Law Enforcement	\$ 35,678	\$ 6,671		\$ 23,523						\$ 182,564		
	Total Law Enforcement	\$ 12,953,561	\$ 6,124,680	\$ 6,729,046	\$ 4,549,817	\$ 1,898,272	\$ 4,332,262	\$ 2,617,351	\$ 3,069,623	\$ 2,383,082	\$ 50,529,210	\$ 2,873,593	\$ 1,430,070
444100	Mentally Ill	\$ 344,812	\$ 10,033	\$ 33,963	\$ 152,361	\$ 90,403	\$ 53,401	\$ 9,887	\$ 10,265	\$ 69,586	\$ 1,720,150	\$ 382,688	\$ 25,052
444200	Developmentally Disabled		\$ 8,640	\$ 19,451			\$ 5,797	\$ 46,542	\$ 44,990	\$ 6,756			\$ 1,000
444300	Drug Abuse	\$ 148,000	\$ 10,000			\$ 500			\$ 20,617	\$ 6,167			
444400	Mental Health Centers	\$ 82,500	\$ 45,000	\$ 293,231			\$ 55,000	\$ 77,300	\$ 63,058	\$ 13,605		\$ 122,152	\$ 24,870
444500	Mental Illness Board	\$ 210,714		\$ 47,208				\$ 13,800			\$ 325,543	\$ 24,972	\$ 6,546
444900	Other	\$ 20,750						\$ 450					
	Total Mental Health	\$ 806,777	\$ 73,673	\$ 393,853	\$ 152,361	\$ 90,903	\$ 114,198	\$ 147,979	\$ 138,930	\$ 96,114	\$ 2,045,692	\$ 529,812	\$ 57,468
Total Judicial, Law Enforcement & Mental Health		\$ 13,937,228	\$ 6,212,143	\$ 7,391,431	\$ 5,121,719	\$ 2,044,652	\$ 4,545,726	\$ 2,885,839	\$ 4,100,724	\$ 2,601,853	\$ 54,055,630	\$ 3,937,121	\$ 1,576,357

EXHIBIT J-3

South Dakota Counties - Judicial, Law Enforcen
66 of 66 Counties

Account Number	Account Description	Jackson County	Jerauld County	Jones County	Kingsbury County	Lake County	Lawrence County	Lincoln County	Lyman County	Marshall County	McCook County	McPherson County	Meade County
413000	Judicial System	\$ 548,526	\$ 93,723	\$ 56,342	\$ 73,234	\$ 1,866,526	\$ 1,196,221	\$ 6,793,207	\$ 54,984	\$ 121,730	\$ 245,418	\$ 12,490	\$ 951,356
	Total Judicial System	\$ 548,526	\$ 93,723	\$ 56,342	\$ 73,234	\$ 1,866,526	\$ 1,196,221	\$ 6,793,207	\$ 54,984	\$ 121,730	\$ 245,418	\$ 12,490	\$ 951,356
421100	Sheriff	\$ 1,967,549	\$ 3,062,812	\$ 1,583,650	\$ 4,266,348	\$ 5,487,055	\$ 17,184,707	\$ 25,903,885	\$ 3,231,774	\$ 6,149,105	\$ 4,674,345	\$ 2,081,486	\$ 20,938,626
421200	County Jail	\$ 653,401	\$ 230,402	\$ 302,064	\$ 498,412	\$ 4,603,631	\$ 10,855,269		\$ 826,061	\$ 1,762,367	\$ 725,636	\$ 164,707	\$ 16,601,882
421300	Coroner	\$ 25,019	\$ 4,015	\$ 1,137	\$ 25,419	\$ 145,676	\$ 529,167	\$ 324,864	\$ 23,201	\$ 41,170	\$ 19,356	\$ 10,196	\$ 269,352
421400	County-Wide Law Enforcement										\$ 1,656,430		
421500	Juvenile Detention		\$ 8,500		\$ 1,660		\$ 661,509	\$ 1,602,880			\$ 144,036		\$ 1,551,701
421900	Other Law Enforcement						\$ 37,103	\$ 591,989					
	Total Law Enforcement	\$ 2,645,969	\$ 3,305,729	\$ 1,886,851	\$ 4,791,839	\$ 10,236,361	\$ 29,267,754	\$ 28,423,618	\$ 4,081,036	\$ 7,952,643	\$ 7,219,804	\$ 2,256,389	\$ 39,361,561
444100	Mentally Ill	\$ 14,972	\$ 67,068	\$ 5,988	\$ 16,861	\$ 12,583	\$ 673,427	\$ 2,505,856	\$ 2,948	\$ 49,714	\$ 160,502	\$ 57,517	\$ 201,755
444200	Developmentally Disabled					\$ 102,162					\$ 59,160	\$ 35,400	\$ 41,960
444300	Drug Abuse	\$ 280				\$ 92,070	\$ 114,000	\$ 5,835					\$ 54,980
444400	Mental Health Centers	\$ 11,000	\$ 53,750	\$ 30,394	\$ 174,508	\$ 94,257	\$ 255,887	\$ 431,017	\$ 16,826	\$ 118,800	\$ 62,440	\$ 39,000	\$ 15,000
444500	Mental Illness Board	\$ 4,796	\$ 4,781		\$ 48,458	\$ 193,085	\$ 78,112		\$ 38,379	\$ 5,947			\$ 721,301
444900	Other		\$ 207,989										
	Total Mental Health	\$ 31,048	\$ 333,588	\$ 36,382	\$ 239,827	\$ 494,157	\$ 1,121,426	\$ 2,942,708	\$ 58,153	\$ 174,461	\$ 282,102	\$ 131,917	\$ 1,034,996
Total Judicial, Law Enforcement & Mental Health		\$ 3,225,543	\$ 3,733,039	\$ 1,979,575	\$ 5,104,900	\$ 12,597,044	\$ 31,585,401	\$ 38,159,533	\$ 4,194,173	\$ 8,248,834	\$ 7,747,324	\$ 2,400,795	\$ 41,347,913

EXHIBIT J-3

South Dakota Counties - Judicial, Law Enforcen
66 of 66 Counties

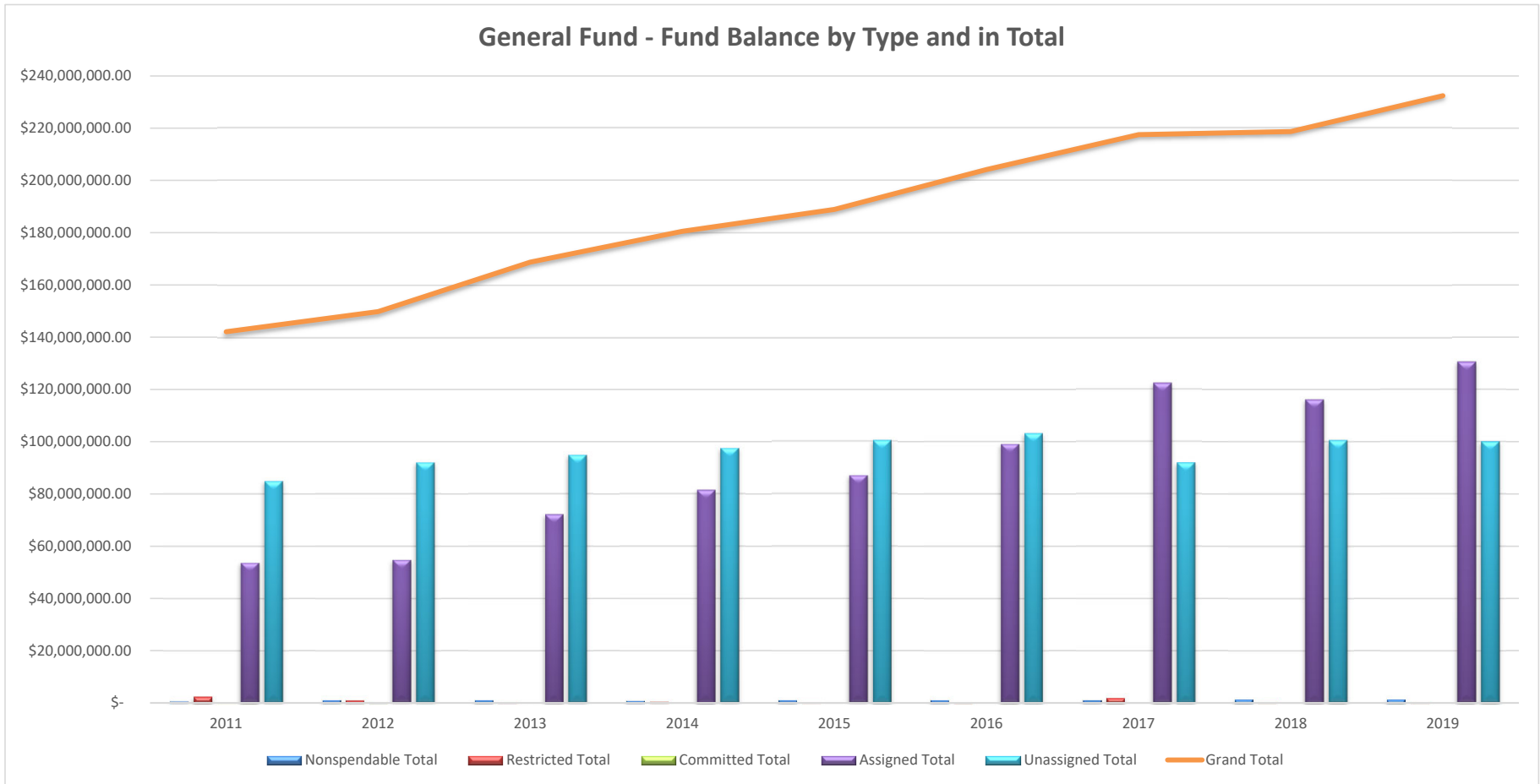
Account Number	Account Description	Mellette County	Miner County	Minnehaha County	Moody County	Oglala Lakota County	Pennington County	Perkins County	Potter County	Roberts County	Sanborn County	Spink County
413000	Judicial System	\$ 93,035	\$ 87,083	\$ 16,551,438	\$ 304,638	\$ 8,592	\$ 3,787,746	\$ 354,799	\$ 45,617	\$ 385,650	\$ 269,864	\$ 127,097
	Total Judicial System	\$ 93,035	\$ 87,083	\$ 16,551,438	\$ 304,638	\$ 8,592	\$ 3,787,746	\$ 354,799	\$ 45,617	\$ 385,650	\$ 269,864	\$ 127,097
421100	Sheriff	\$ 2,963,321	\$ 2,434,231	\$ 75,496,468	\$ 6,220,870	\$ 899,291	\$ 85,853,539	\$ 5,075,075	\$ 2,445,366	\$ 4,752,844	\$ 2,974,105	\$ 9,699,462
421200	County Jail	\$ 1,800,598	\$ 212,152	\$ 127,552,444	\$ 2,137,877	\$ 122,449	\$ 118,749,867	\$ 476,828	\$ 185,981	\$ 12,339,813	\$ 39,254	\$ 1,586,214
421300	Coroner	\$ 34,168	\$ 26,483	\$ 3,314,535	\$ 43,954	\$ 77,866	\$ 969,347	\$ 40,287	\$ 3,833	\$ 145,688	\$ 3,892	\$ 81,482
421400	County-Wide Law Enforcement		\$ 771,990				\$ 6,285,553			\$ 653,299		\$ 13,074
421500	Juvenile Detention		\$ 60,175	\$ 35,088,904		\$ 2,715	\$ 52,276,354			\$ 1,017,604		
421900	Other Law Enforcement			\$ 3,370,077			\$ 40,328,847	\$ 5,429				
	Total Law Enforcement	\$ 4,798,086	\$ 3,505,030	\$ 244,822,429	\$ 8,402,700	\$ 1,102,321	\$ 304,463,507	\$ 5,597,619	\$ 2,635,180	\$ 18,909,248	\$ 3,017,251	\$ 11,380,232
444100	Mentally Ill	\$ 25,686	\$ 14,903	\$ 10,771,906	\$ 72,416	\$ 86,632	\$ 5,315,083	\$ 143,534	\$ 37,671	\$ 378,837	\$ 1,020	\$ 123,773
444200	Developmentally Disabled		\$ 5,000	\$ 62,327					\$ 42,680	\$ 8,800		\$ 7,320
444300	Drug Abuse	\$ 600	\$ 77,809	\$ 10,000						\$ 9,381	\$ 19,800	\$ 16,920
444400	Mental Health Centers	\$ 600	\$ 77,809	\$ 1,830,539	\$ 54,400	\$ 37,000	\$ 302,844		\$ 27,075	\$ 129,278	\$ 75,110	\$ 157,963
444500	Mental Illness Board		\$ 30,622		\$ 69,244	\$ 111,490			\$ 41,134		\$ 9,755	\$ 36,865
444900	Other									\$ 250		
	Total Mental Health	\$ 26,886	\$ 206,143	\$ 12,674,772	\$ 196,060	\$ 235,122	\$ 5,617,927	\$ 143,534	\$ 148,560	\$ 526,546	\$ 105,685	\$ 342,841
Total Judicial, Law Enforcement & Mental Health		\$ 4,918,008	\$ 3,798,257	\$ 274,048,639	\$ 8,903,399	\$ 1,346,035	\$ 313,869,180	\$ 6,095,951	\$ 2,829,357	\$ 19,821,444	\$ 3,392,801	\$ 11,850,170

EXHIBIT J-3

South Dakota Counties - Judicial, Law Enforcen
66 of 66 Counties

Account Number	Account Description	Stanley County	Sully County	Todd County	Tripp County	Turner County	Union County	Walworth County	Yankton County	Ziebach County	Total All Counties
413000	Judicial System	\$ 129,664	\$ 82,471	\$ 12,689	\$ 147,104	\$ 1,737,358	\$ 211,636	\$ 328,679	\$ 3,507,834	\$ 46,875	\$ 58,901,136
	Total Judicial System	\$ 129,664	\$ 82,471	\$ 12,689	\$ 147,104	\$ 1,737,358	\$ 211,636	\$ 328,679	\$ 3,507,834	\$ 46,875	\$ 58,901,136
421100	Sheriff	\$ 471,055	\$ 2,825,449	\$ 1,072,179	\$ 3,137,704	\$ 6,583,626	\$ 8,533,936	\$ 2,921,215	\$ 10,639,492	\$ 1,615,696	\$ 494,281,828
421200	County Jail	\$ 1,277,139	\$ 327,664	\$ 182,710	\$ 2,226,437	\$ 872,388	\$ 8,004,771	\$ 7,095,741	\$ 14,053,377	\$ 18,289	\$ 501,006,496
421300	Coroner	\$ 27,667	\$ 11,846	\$ 36,922	\$ 21,724	\$ 47,960	\$ 74,927	\$ 78,473	\$ 286,013	\$ 17,775	\$ 9,310,701
421400	County-Wide Law Enforcement	\$ 2,299,882	\$ 14,000			\$ 2,012,635					\$ 16,757,983
421500	Juvenile Detention	\$ 141,053			\$ 452,305	\$ 327,064		\$ 27,277	\$ 745,244		\$ 114,505,354
421900	Other Law Enforcement					\$ 397		\$ 2,529			\$ 46,314,778
	Total Law Enforcement	\$ 4,216,795	\$ 3,178,959	\$ 1,291,810	\$ 5,838,169	\$ 9,844,070	\$ 16,613,635	\$ 10,125,235	\$ 25,724,126	\$ 1,651,760	\$ 1,182,177,139
444100	Mentally Ill	\$ 130,632	\$ 20,680	\$ 13,505	\$ 103,616	\$ 69,905	\$ 297,497	\$ 52,769	\$ 970,399	\$ 6,633	\$ 31,047,249
444200	Developmentally Disabled		\$ 16,500	\$ 15,956	\$ 8,469	\$ 153,810		\$ 14,772			\$ 1,850,477
444300	Drug Abuse				\$ 21,085			\$ 12,000			\$ 1,017,697
444400	Mental Health Centers	\$ 1,702	\$ 33,756	\$ 112,930	\$ 140,299	\$ 93,323	\$ 119,849	\$ 170,500	\$ 931,484	\$ 6,000	\$ 9,786,049
444500	Mental Illness Board		\$ 8,746	\$ 53,432	\$ 96,571	\$ 85,175	\$ 31,832	\$ 44,018	\$ 789,760		\$ 4,901,193
444900	Other										\$ 730,978
	Total Mental Health	\$ 132,334	\$ 79,682	\$ 195,823	\$ 370,041	\$ 402,213	\$ 449,179	\$ 294,059	\$ 2,691,643	\$ 12,633	\$ 49,333,644
Total Judicial, Law Enforcement & Mental Health		\$ 4,478,793	\$ 3,341,112	\$ 1,500,322	\$ 6,355,315	\$ 11,983,641	\$ 17,274,450	\$ 10,747,974	\$ 31,923,602	\$ 1,711,268	\$ 1,290,411,919

EXHIBIT K-1



Account Description	2011	2012	2013	2014	2015	2016	2017	2018	2019
Nonspendable Total	\$ 770,444.81	\$ 1,227,865.03	\$ 1,189,948.42	\$ 1,020,484.65	\$ 1,220,374.19	\$ 1,189,356.42	\$ 1,156,425.55	\$ 1,521,482.59	\$ 1,526,094.00
Restricted Total	\$ 2,544,766.78	\$ 1,110,133.77	\$ 457,141.31	\$ 535,543.36	\$ 198,506.58	\$ 499,000.39	\$ 2,003,667.55	\$ 324,750.99	\$ 269,867.36
Committed Total	\$ 458.53	\$ 485,458.53	\$ -	\$ -	\$ -	\$ -	\$ -	\$ -	\$ -
Assigned Total	\$ 53,783,809.98	\$ 54,852,163.82	\$ 72,222,050.71	\$ 81,503,388.84	\$ 87,021,588.24	\$ 99,212,257.37	\$ 122,374,669.87	\$ 116,201,368.21	\$ 130,560,464.89
Unassigned Total	\$ 85,005,380.94	\$ 92,116,285.11	\$ 94,900,076.38	\$ 97,467,264.34	\$ 100,439,939.65	\$ 103,280,845.03	\$ 91,990,103.20	\$ 100,668,020.92	\$ 100,049,829.20
Grand Total	\$ 142,104,861.04	\$ 149,791,906.26	\$ 168,769,216.82	\$ 180,526,681.19	\$ 188,880,408.66	\$ 204,181,459.21	\$ 217,524,866.17	\$ 218,715,622.71	\$ 232,406,255.45

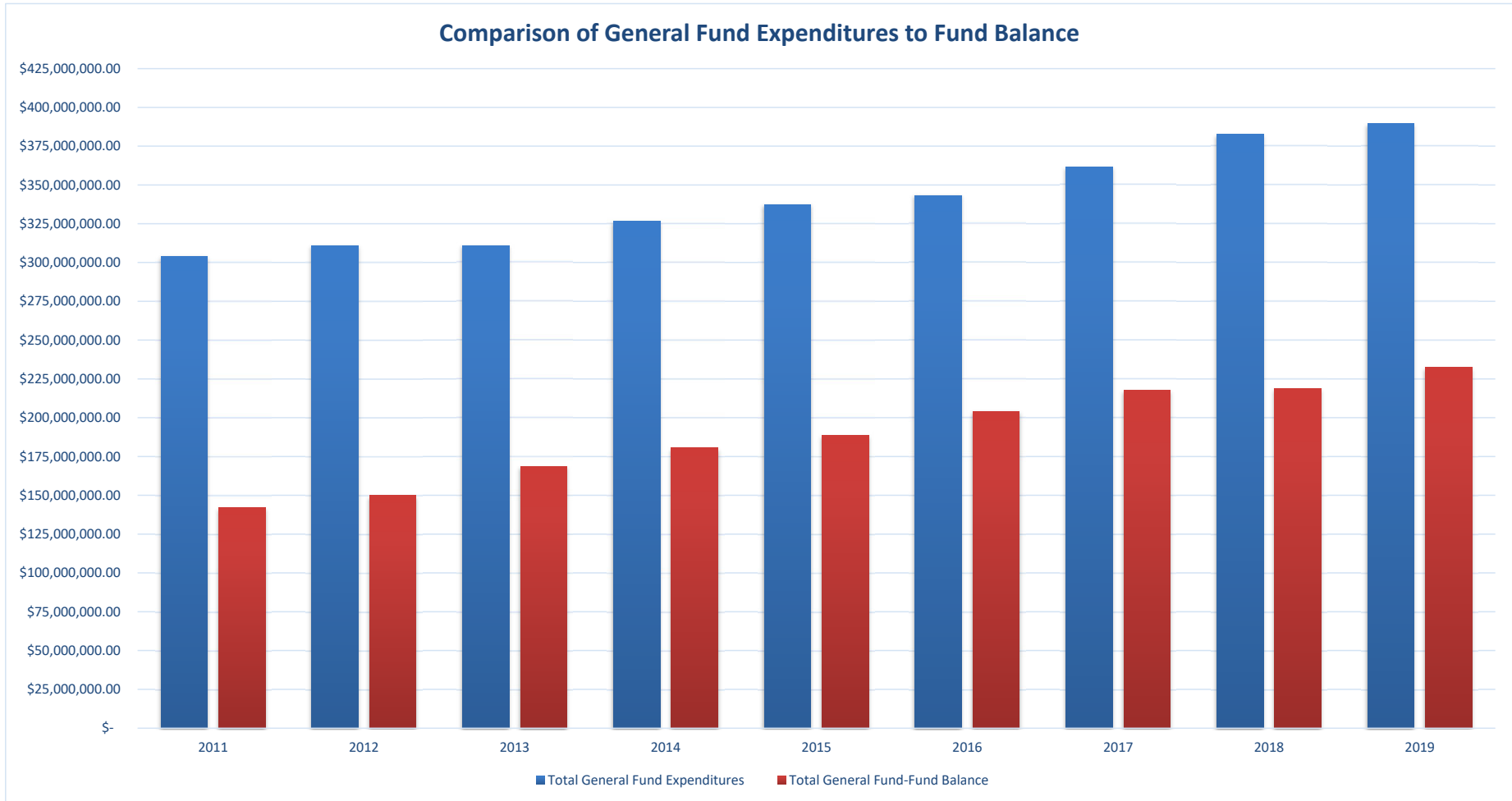
EXHIBIT K-2

South Dakota Counties - General Fund - Fund Balances by County, Type & Year - 2011-2019

66 of 66 Counties

Entity Name	Acct #	Account Description	2011	2012	2013	2014	2015	2016	2017	2018	2019
TODD COUNTY	27600	Assigned	\$ 520,784.00	\$ 545,372.00	\$ 487,369.00	\$ 457,290.00	\$ 300,000.00	\$ 487,911.00	\$ 1,402,441.09	\$ 1,300,355.00	\$ 1,150,232.00
TODD COUNTY	27700	Unassigned	\$ 255,700.57	\$ 272,653.44	\$ 353,927.35	\$ 580,674.24	\$ 963,474.23	\$ 914,530.09	\$ 102,228.77	\$ 174,674.95	\$ 114,321.32
TODD COUNTY Total			\$ 776,484.57	\$ 818,025.44	\$ 841,296.35	\$ 1,037,964.24	\$ 1,263,474.23	\$ 1,402,441.09	\$ 1,504,669.86	\$ 1,475,029.95	\$ 1,264,553.32
TRIPP COUNTY	27400	Restricted		\$ 6,420.06	\$ 7,887.06	\$ 7,000.00	\$ 7,000.00	\$ 7,000.00			
TRIPP COUNTY	27600	Assigned	\$ 1,610,819.06	\$ 1,958,212.00	\$ 2,287,784.00	\$ 2,659,404.22	\$ 1,994,361.55	\$ 4,433,297.07	\$ 5,964,916.19	\$ 3,978,872.47	\$ 3,972,663.44
TRIPP COUNTY	27700	Unassigned	\$ 1,400,458.88	\$ 1,490,963.42	\$ 1,478,258.00	\$ 1,420,101.46	\$ 3,064,236.71	\$ 1,580,290.88		\$ 587,664.96	\$ 748,942.66
TRIPP COUNTY Total			\$ 3,011,277.94	\$ 3,455,595.48	\$ 3,773,929.06	\$ 4,086,505.68	\$ 5,065,598.26	\$ 6,020,587.95	\$ 5,964,916.19	\$ 4,566,537.43	\$ 4,721,606.10
TURNER COUNTY	27600	Assigned	\$ 832,498.82	\$ 991,158.06	\$ 820,354.70	\$ 640,796.89	\$ 954,433.44	\$ 954,192.34	\$ 1,394,539.65	\$ 1,818,181.60	\$ 1,610,574.26
TURNER COUNTY	27700	Unassigned	\$ 2,618,511.32	\$ 706,813.52	\$ 587,078.20	\$ 1,163,559.53	\$ 880,583.66	\$ 1,022,951.71	\$ 927,289.18	\$ 600,771.94	
TURNER COUNTY Total			\$ 3,451,010.14	\$ 1,697,971.58	\$ 1,407,432.90	\$ 1,804,356.42	\$ 1,835,017.10	\$ 1,977,144.05	\$ 2,321,828.83	\$ 2,418,953.54	\$ 1,610,574.26
UNION COUNTY	27600	Assigned	\$ 973,209.15	\$ 1,212,062.15	\$ 2,019,870.79	\$ 1,918,498.79	\$ 2,624,369.79	\$ 4,712,921.79	\$ 5,476,393.66	\$ 4,580,986.15	\$ 5,220,778.05
UNION COUNTY	27700	Unassigned	\$ 2,013,880.60	\$ 2,530,599.81	\$ 3,008,475.08	\$ 3,701,465.98	\$ 4,015,360.40	\$ 3,082,051.70	\$ 2,519,097.50	\$ 2,586,142.42	\$ 2,410,054.46
UNION COUNTY Total			\$ 2,987,089.75	\$ 3,742,661.96	\$ 5,028,345.87	\$ 5,619,964.77	\$ 6,639,730.19	\$ 7,794,973.49	\$ 7,995,491.16	\$ 7,167,128.57	\$ 7,630,832.51
WALWORTH COUNTY	27300	Nonspendable	\$ 31,231.77								
WALWORTH COUNTY	27400	Restricted	\$ 15,184.57	\$ 15,184.57	\$ 15,184.57	\$ 15,184.57	\$ 15,184.57	\$ 15,184.57	\$ 8,408.39	\$ 8,408.39	\$ 6,027.92
WALWORTH COUNTY	27600	Assigned	\$ 684,415.00	\$ 684,415.00	\$ 865,625.00	\$ 908,150.00	\$ 1,138,169.00	\$ 1,286,319.00	\$ 2,163,839.44	\$ 1,591,392.20	\$ 2,052,647.20
WALWORTH COUNTY	27700	Unassigned	\$ 1,616,324.79	\$ 1,586,358.28	\$ 1,839,640.20	\$ 1,803,936.95	\$ 1,513,688.15	\$ 1,512,904.26	\$ 1,010,429.53	\$ 1,155,643.44	\$ 443,405.89
WALWORTH COUNTY Total			\$ 2,347,156.13	\$ 2,285,957.85	\$ 2,720,449.77	\$ 2,727,271.52	\$ 2,667,041.72	\$ 2,814,407.83	\$ 3,182,677.36	\$ 2,755,444.03	\$ 2,502,081.01
YANKTON COUNTY	27400	Restricted	\$ 91,677.10	\$ 91,677.10							
YANKTON COUNTY	27600	Assigned	\$ 1,437,033.72	\$ 850,364.43	\$ 1,569,601.00	\$ 2,898,079.81	\$ 3,901,246.81	\$ 2,645,174.81	\$ 5,044,496.81	\$ 2,730,643.81	\$ 3,655,672.76
YANKTON COUNTY	27700	Unassigned	\$ 1,766,578.29	\$ 3,292,432.46	\$ 3,188,713.34	\$ 1,988,940.52	\$ 1,034,458.85	\$ 2,478,423.54	\$ 786,701.44	\$ 1,914,444.89	\$ 1,291,136.83
YANKTON COUNTY Total			\$ 3,295,289.11	\$ 4,234,473.99	\$ 4,758,314.34	\$ 4,887,020.33	\$ 4,935,705.66	\$ 5,123,598.35	\$ 5,831,198.25	\$ 4,645,088.70	\$ 4,946,809.59
ZIEBACH COUNTY	27600	Assigned	\$ 250,000.00	\$ 190,000.00	\$ 165,000.00	\$ 582,500.00	\$ 300,000.00	\$ 275,000.00	\$ 455,000.00	\$ 575,000.00	\$ 530,000.00
ZIEBACH COUNTY	27700	Unassigned	\$ 282,941.17	\$ 363,325.82	\$ 535,952.66	\$ 552,106.32	\$ 522,165.33	\$ 779,955.81	\$ 625,721.34	\$ 441,768.16	\$ 392,524.67
ZIEBACH COUNTY Total			\$ 532,941.17	\$ 553,325.82	\$ 700,952.66	\$ 1,134,606.32	\$ 822,165.33	\$ 1,054,955.81	\$ 1,080,721.34	\$ 1,016,768.16	\$ 922,524.67
Grand Total			\$ 142,104,861.04	\$ 149,791,906.26	\$ 168,769,216.82	\$ 180,526,681.19	\$ 188,880,408.66	\$ 204,181,459.21	\$ 217,524,866.17	\$ 218,715,622.71	\$ 232,406,255.45

EXHIBIT L-1



Data Type	2011	2012	2013	2014	2015	2016	2017	2018	2019
Total General Fund Expenditures	\$ 304,164,135.88	\$ 311,106,851.94	\$ 311,051,119.04	\$ 326,741,190.86	\$ 337,514,137.33	\$ 343,269,462.38	\$ 361,528,342.49	\$ 382,508,993.58	\$ 389,448,229.50
Total General Fund-Fund Balance	\$ 142,104,861.04	\$ 149,791,906.26	\$ 168,769,216.82	\$ 180,526,681.19	\$ 188,880,408.66	\$ 204,181,459.21	\$ 217,524,866.17	\$ 218,715,622.71	\$ 232,406,255.45
% of Fund Balance to Expenditures	46.72%	48.15%	54.26%	55.25%	55.96%	59.48%	60.17%	57.18%	59.68%

EXHIBIT L-2**South Dakota Counties - General Fund - Expenditures Compared to Fund Balance by County & Year - 2011-2019**

66 of 66 Counties

Entity Name	Data Type	2011	2012	2013	2014	2015	2016	2017	2018	2019
AURORA COUNTY	Total General Fund Expenditures	\$ 1,567,432.04	\$ 2,174,167.16	\$ 1,988,327.44	\$ 2,050,306.88	\$ 1,958,001.15	\$ 2,120,537.02	\$ 2,195,763.56	\$ 4,093,802.17	\$ 2,536,444.08
AURORA COUNTY	Total General Fund-Fund Balance	\$ 1,388,779.34	\$ 1,299,993.94	\$ 1,503,799.96	\$ 1,986,943.68	\$ 2,235,810.23	\$ 2,599,016.60	\$ 4,687,710.30	\$ 2,736,407.07	\$ 2,131,274.51
AURORA COUNTY	% of Fund Balance to Expenditures	88.60%	59.79%	75.63%	96.91%	114.19%	122.56%	213.49%	66.84%	84.03%
BEADLE COUNTY	Total General Fund Expenditures	\$ 6,236,268.07	\$ 5,344,067.71	\$ 5,648,309.24	\$ 6,128,760.12	\$ 5,697,040.53	\$ 5,972,029.31	\$ 6,514,363.87	\$ 7,000,835.95	\$ 6,947,764.62
BEADLE COUNTY	Total General Fund-Fund Balance	\$ 886,647.13	\$ 1,685,087.68	\$ 2,303,657.99	\$ 2,520,993.57	\$ 3,202,231.64	\$ 3,821,628.91	\$ 4,100,912.27	\$ 3,906,115.61	\$ 3,875,242.01
BEADLE COUNTY	% of Fund Balance to Expenditures	14.22%	31.53%	40.78%	41.13%	56.21%	63.99%	62.95%	55.79%	55.78%
BENNETT COUNTY	Total General Fund Expenditures	\$ 1,525,596.41	\$ 1,750,576.34	\$ 1,855,208.17	\$ 1,553,795.17	\$ 1,389,651.73	\$ 1,596,508.94	\$ 1,707,046.41	\$ 1,661,352.41	\$ 2,154,188.93
BENNETT COUNTY	Total General Fund-Fund Balance	\$ 643,479.10	\$ 464,000.41	\$ 216,489.55	\$ 730,673.34	\$ 1,350,490.96	\$ 1,726,929.16	\$ 2,103,123.01	\$ 2,553,913.26	\$ 2,562,185.41
BENNETT COUNTY	% of Fund Balance to Expenditures	42.18%	26.51%	11.67%	47.03%	97.18%	108.17%	123.20%	153.72%	118.94%
BON HOMME COUNTY	Total General Fund Expenditures	\$ 2,278,624.65	\$ 2,154,196.16	\$ 2,616,858.36	\$ 2,868,450.29	\$ 2,350,873.05	\$ 2,730,372.94	\$ 2,848,191.97	\$ 3,014,969.22	\$ 3,654,365.63
BON HOMME COUNTY	Total General Fund-Fund Balance	\$ 1,542,564.21	\$ 1,957,321.97	\$ 2,197,112.86	\$ 2,135,844.54	\$ 2,586,250.39	\$ 2,769,034.94	\$ 1,514,747.89	\$ 2,890,386.68	\$ 2,968,568.28
BON HOMME COUNTY	% of Fund Balance to Expenditures	67.70%	90.86%	83.96%	74.46%	110.01%	101.42%	53.18%	95.87%	81.23%
BROOKINGS COUNTY	Total General Fund Expenditures	\$ 9,818,926.94	\$ 11,125,683.59	\$ 9,704,560.67	\$ 10,372,443.73	\$ 14,133,310.73	\$ 12,619,913.75	\$ 12,374,684.17	\$ 12,099,433.22	\$ 11,998,725.99
BROOKINGS COUNTY	Total General Fund-Fund Balance	\$ 6,293,060.17	\$ 6,236,031.13	\$ 8,074,520.33	\$ 9,764,509.26	\$ 9,034,452.24	\$ 9,851,916.99	\$ 11,513,902.14	\$ 13,861,903.88	\$ 16,635,500.90
BROOKINGS COUNTY	% of Fund Balance to Expenditures	64.09%	56.05%	83.20%	94.14%	63.92%	78.07%	93.04%	114.57%	138.64%
BROWN COUNTY	Total General Fund Expenditures	\$ 13,876,401.24	\$ 15,098,236.48	\$ 14,005,325.06	\$ 15,885,825.47	\$ 16,556,837.19	\$ 18,904,997.06	\$ 18,213,934.69	\$ 18,286,977.79	\$ 19,602,073.78
BROWN COUNTY	Total General Fund-Fund Balance	\$ 4,781,846.52	\$ 4,471,947.41	\$ 5,631,779.74	\$ 5,526,607.72	\$ 5,323,927.74	\$ 5,514,379.90	\$ 4,414,430.28	\$ 3,550,511.46	\$ 4,419,944.13
BROWN COUNTY	% of Fund Balance to Expenditures	34.46%	29.62%	40.21%	34.79%	32.16%	29.17%	24.24%	19.42%	22.55%
BRULE COUNTY	Total General Fund Expenditures	\$ 1,691,577.17	\$ 1,974,740.08	\$ 2,062,147.21	\$ 2,440,995.27	\$ 2,271,753.40	\$ 2,309,514.14	\$ 2,308,202.09	\$ 2,354,860.92	\$ 2,357,246.04
BRULE COUNTY	Total General Fund-Fund Balance	\$ 1,982,075.06	\$ 2,108,161.85	\$ 2,312,548.66	\$ 2,186,794.45	\$ 2,245,945.24	\$ 2,378,784.04	\$ 2,551,707.20	\$ 2,671,779.68	\$ 2,837,765.68
BRULE COUNTY	% of Fund Balance to Expenditures	117.17%	106.76%	112.14%	89.59%	98.86%	103.00%	110.55%	113.46%	120.38%
BUFFALO COUNTY	Total General Fund Expenditures	\$ 389,787.98	\$ 378,933.16	\$ 440,291.37	\$ 545,486.05	\$ 381,813.08	\$ 520,174.90	\$ 462,320.24	\$ 420,376.94	\$ 414,703.11
BUFFALO COUNTY	Total General Fund-Fund Balance	\$ 198,177.18	\$ 354,205.56	\$ 464,702.51	\$ 515,985.27	\$ 584,868.57	\$ 528,632.64	\$ 593,593.90	\$ 660,133.19	\$ 740,382.68
BUFFALO COUNTY	% of Fund Balance to Expenditures	50.84%	93.47%	105.54%	94.59%	153.18%	101.63%	128.39%	157.03%	178.53%
BUTTE COUNTY	Total General Fund Expenditures	\$ 3,154,269.89	\$ 3,714,551.89	\$ 3,488,345.02	\$ 4,681,769.68	\$ 3,924,351.80	\$ 4,447,441.51	\$ 4,275,920.20	\$ 4,791,209.91	\$ 4,613,405.69
BUTTE COUNTY	Total General Fund-Fund Balance	\$ 2,698,178.13	\$ 2,582,521.54	\$ 2,739,537.35	\$ 2,170,728.09	\$ 2,441,306.34	\$ 2,403,884.94	\$ 2,527,880.66	\$ 2,431,625.18	\$ 2,504,932.07
BUTTE COUNTY	% of Fund Balance to Expenditures	85.54%	69.52%	78.53%	46.37%	62.21%	54.05%	59.12%	50.75%	54.30%
CAMPBELL COUNTY	Total General Fund Expenditures	\$ 1,384,739.15	\$ 1,338,996.84	\$ 1,368,448.84	\$ 1,315,105.43	\$ 1,436,053.03	\$ 1,359,668.79	\$ 1,777,292.05	\$ 1,664,582.40	\$ 1,669,365.55
CAMPBELL COUNTY	Total General Fund-Fund Balance	\$ 1,338,055.17	\$ 1,336,426.73	\$ 1,377,113.96	\$ 1,494,279.39	\$ 1,553,612.64	\$ 1,755,927.79	\$ 1,661,903.70	\$ 1,744,385.77	\$ 1,877,005.25
CAMPBELL COUNTY	% of Fund Balance to Expenditures	96.63%	99.81%	100.63%	113.62%	108.19%	129.14%	93.51%	104.79%	112.44%
CHARLES MIX COUNTY	Total General Fund Expenditures	\$ 3,860,331.33	\$ 4,261,236.73	\$ 4,632,613.17	\$ 4,970,238.70	\$ 3,975,030.15	\$ 4,814,086.46	\$ 5,202,578.85	\$ 5,534,461.14	\$ 6,044,030.88
CHARLES MIX COUNTY	Total General Fund-Fund Balance	\$ 4,537,486.48	\$ 4,720,370.87	\$ 4,353,840.89	\$ 3,905,555.12	\$ 4,208,550.40	\$ 4,383,649.11	\$ 5,495,268.96	\$ 4,650,588.18	\$ 3,656,976.51
CHARLES MIX COUNTY	% of Fund Balance to Expenditures	117.54%	110.77%	93.98%	78.58%	105.87%	91.06%	105.63%	84.03%	60.51%
CLARK COUNTY	Total General Fund Expenditures	\$ 2,691,244.93	\$ 3,098,969.29	\$ 2,844,131.79	\$ 3,449,354.31	\$ 3,082,738.87	\$ 2,547,572.15	\$ 3,177,932.31	\$ 3,612,789.19	\$ 3,862,511.87
CLARK COUNTY	Total General Fund-Fund Balance	\$ 2,485,314.77	\$ 2,467,312.57	\$ 2,584,058.04	\$ 2,179,768.35	\$ 2,402,485.81	\$ 2,989,774.47	\$ 3,300,868.55	\$ 3,194,196.36	\$ 2,672,631.99
CLARK COUNTY	% of Fund Balance to Expenditures	92.35%	79.62%	90.86%	63.19%	77.93%	117.36%	103.87%	88.41%	69.19%
CLAY COUNTY	Total General Fund Expenditures	\$ 4,699,139.41	\$ 4,339,807.89	\$ 4,653,470.60	\$ 5,155,022.59	\$ 5,399,017.06	\$ 5,040,116.04	\$ 5,232,548.81	\$ 5,670,649.67	\$ 5,516,011.80
CLAY COUNTY	Total General Fund-Fund Balance	\$ 1,964,997.60	\$ 2,093,121.85	\$ 2,248,312.94	\$ 2,107,478.16	\$ 2,013,987.91	\$ 2,431,571.07	\$ 2,693,199.51	\$ 2,824,609.66	\$ 3,278,324.04
CLAY COUNTY	% of Fund Balance to Expenditures	41.82%	48.23%	48.31%	40.88%	37.30%	48.24%	51.47%	49.81%	59.43%
CODINGTON COUNTY	Total General Fund Expenditures	\$ 7,504,329.44	\$ 7,640,291.16	\$ 7,716,750.10	\$ 8,060,492.00	\$ 8,431,599.30	\$ 9,067,219.95	\$ 8,619,154.48	\$ 10,780,616.59	\$ 9,533,432.26
CODINGTON COUNTY	Total General Fund-Fund Balance	\$ 7,097,672.95	\$ 7,854,782.29	\$ 9,009,627.89	\$ 9,931,829.45	\$ 10,667,401.92	\$ 11,250,979.99	\$ 12,903,371.93	\$ 12,664,905.11	\$ 14,472,696.95
CODINGTON COUNTY	% of Fund Balance to Expenditures	94.58%	102.81%	116.75%	123.22%	126.52%	124.08%	149.71%	117.48%	151.81%
CORSON COUNTY	Total General Fund Expenditures	\$ 1,473,543.81	\$ 2,108,737.46	\$ 1,690,880.97	\$ 1,439,474.84	\$ 1,523,847.61	\$ 1,261,076.48	\$ 1,537,531.60	\$ 1,574,271.45	\$ 1,449,239.25
CORSON COUNTY	Total General Fund-Fund Balance	\$ 1,199,535.71	\$ 1,543,700.31	\$ 1,275,766.17	\$ 1,291,860.38	\$ 1,236,298.93	\$ 1,575,235.10	\$ 1,683,642.78	\$ 1,795,701.41	\$ 2,028,012.27
CORSON COUNTY	% of Fund Balance to Expenditures	81.40%	73.20%	75.45%	89.75%	81.13%	124.91%	109.50%	114.07%	139.94%

EXHIBIT L-2

South Dakota Counties - General Fund - Expenditures Compared to Fund Balance by County & Year - 2011-2019

66 of 66 Counties

Entity Name	Data Type	2011	2012	2013	2014	2015	2016	2017	2018	2019
TRIPP COUNTY	Total General Fund Expenditures	\$ 3,392,939.96	\$ 2,761,717.15	\$ 2,864,296.87	\$ 3,067,234.52	\$ 2,418,026.34	\$ 3,198,767.26	\$ 3,748,195.91	\$ 5,019,908.56	\$ 3,697,556.19
TRIPP COUNTY	Total General Fund-Fund Balance	\$ 3,011,277.94	\$ 3,455,595.48	\$ 3,773,929.06	\$ 4,086,505.68	\$ 5,065,598.26	\$ 6,020,587.95	\$ 5,964,916.19	\$ 4,566,537.43	\$ 4,721,606.10
TRIPP COUNTY	% of Fund Balance to Expenditures	88.75%	125.12%	131.76%	133.23%	209.49%	188.22%	159.14%	90.97%	127.70%
TURNER COUNTY	Total General Fund Expenditures	\$ 4,097,152.41	\$ 6,496,502.93	\$ 5,135,046.54	\$ 4,625,888.75	\$ 5,047,814.92	\$ 5,219,648.04	\$ 4,971,886.95	\$ 5,450,966.25	\$ 6,440,803.00
TURNER COUNTY	Total General Fund-Fund Balance	\$ 3,451,010.14	\$ 1,697,971.58	\$ 1,407,432.90	\$ 1,804,356.42	\$ 1,835,017.10	\$ 1,977,144.05	\$ 2,321,828.83	\$ 2,418,953.54	\$ 1,610,574.26
TURNER COUNTY	% of Fund Balance to Expenditures	84.23%	26.14%	27.41%	39.01%	36.35%	37.88%	46.70%	44.38%	25.01%
UNION COUNTY	Total General Fund Expenditures	\$ 5,788,523.74	\$ 5,440,406.75	\$ 5,393,840.03	\$ 5,913,734.10	\$ 5,744,108.82	\$ 6,021,769.74	\$ 7,388,428.23	\$ 8,300,526.37	\$ 7,149,249.72
UNION COUNTY	Total General Fund-Fund Balance	\$ 2,987,089.75	\$ 3,742,661.96	\$ 5,028,345.87	\$ 5,619,964.77	\$ 6,639,730.19	\$ 7,794,973.49	\$ 7,995,491.16	\$ 7,167,128.57	\$ 7,630,832.51
UNION COUNTY	% of Fund Balance to Expenditures	51.60%	68.79%	93.22%	95.03%	115.59%	129.45%	108.22%	86.35%	106.74%
WALWORTH COUNTY	Total General Fund Expenditures	\$ 2,027,479.39	\$ 2,207,759.48	\$ 1,935,811.53	\$ 2,267,689.18	\$ 2,694,955.32	\$ 2,811,954.00	\$ 2,735,514.62	\$ 3,317,273.75	\$ 3,126,526.91
WALWORTH COUNTY	Total General Fund-Fund Balance	\$ 2,347,156.13	\$ 2,285,957.85	\$ 2,720,449.77	\$ 2,727,271.52	\$ 2,667,041.72	\$ 2,814,407.83	\$ 3,182,677.36	\$ 2,755,444.03	\$ 2,502,081.01
WALWORTH COUNTY	% of Fund Balance to Expenditures	115.77%	103.54%	140.53%	120.27%	98.96%	100.09%	116.35%	83.06%	80.03%
YANKTON COUNTY	Total General Fund Expenditures	\$ 7,245,629.73	\$ 6,228,131.45	\$ 7,416,158.60	\$ 7,531,291.29	\$ 8,224,758.15	\$ 8,358,341.69	\$ 8,000,956.96	\$ 10,808,527.12	\$ 9,240,820.98
YANKTON COUNTY	Total General Fund-Fund Balance	\$ 3,295,289.11	\$ 4,234,473.99	\$ 4,758,314.34	\$ 4,887,020.33	\$ 4,935,705.66	\$ 5,123,598.35	\$ 5,831,198.25	\$ 4,645,088.70	\$ 4,946,809.59
YANKTON COUNTY	% of Fund Balance to Expenditures	45.48%	67.99%	64.16%	64.89%	60.01%	61.30%	72.88%	42.98%	53.53%
ZIEBACH COUNTY	Total General Fund Expenditures	\$ 837,595.35	\$ 787,957.47	\$ 787,067.75	\$ 772,501.64	\$ 1,323,080.21	\$ 949,854.38	\$ 1,001,573.62	\$ 1,041,515.43	\$ 1,098,520.49
ZIEBACH COUNTY	Total General Fund-Fund Balance	\$ 532,941.17	\$ 553,325.82	\$ 700,952.66	\$ 1,134,606.32	\$ 822,165.33	\$ 1,054,955.81	\$ 1,080,721.34	\$ 1,016,768.16	\$ 922,524.67
ZIEBACH COUNTY	% of Fund Balance to Expenditures	63.63%	70.22%	89.06%	146.87%	62.14%	111.07%	107.90%	97.62%	83.98%
TOTAL ALL COUNTIES	Total General Fund Expenditures	\$ 304,164,135.88	\$ 311,106,851.94	\$ 311,051,119.04	\$ 326,741,190.86	\$ 337,514,137.33	\$ 343,269,462.38	\$ 361,528,342.49	\$ 382,508,993.58	\$ 389,448,229.50
TOTAL ALL COUNTIES	Total General Fund-Fund Balance	\$ 142,104,861.04	\$ 149,791,906.26	\$ 168,769,216.82	\$ 180,526,681.19	\$ 188,880,408.66	\$ 204,181,459.21	\$ 217,524,866.17	\$ 218,715,622.71	\$ 232,406,255.45
TOTAL ALL COUNTIES	% of Fund Balance to Expenditures	46.72%	48.15%	54.26%	55.25%	55.96%	59.48%	60.17%	57.18%	59.68%

EXHIBIT M-1

**South Dakota Counties - Road Fund Data
66 Counties**

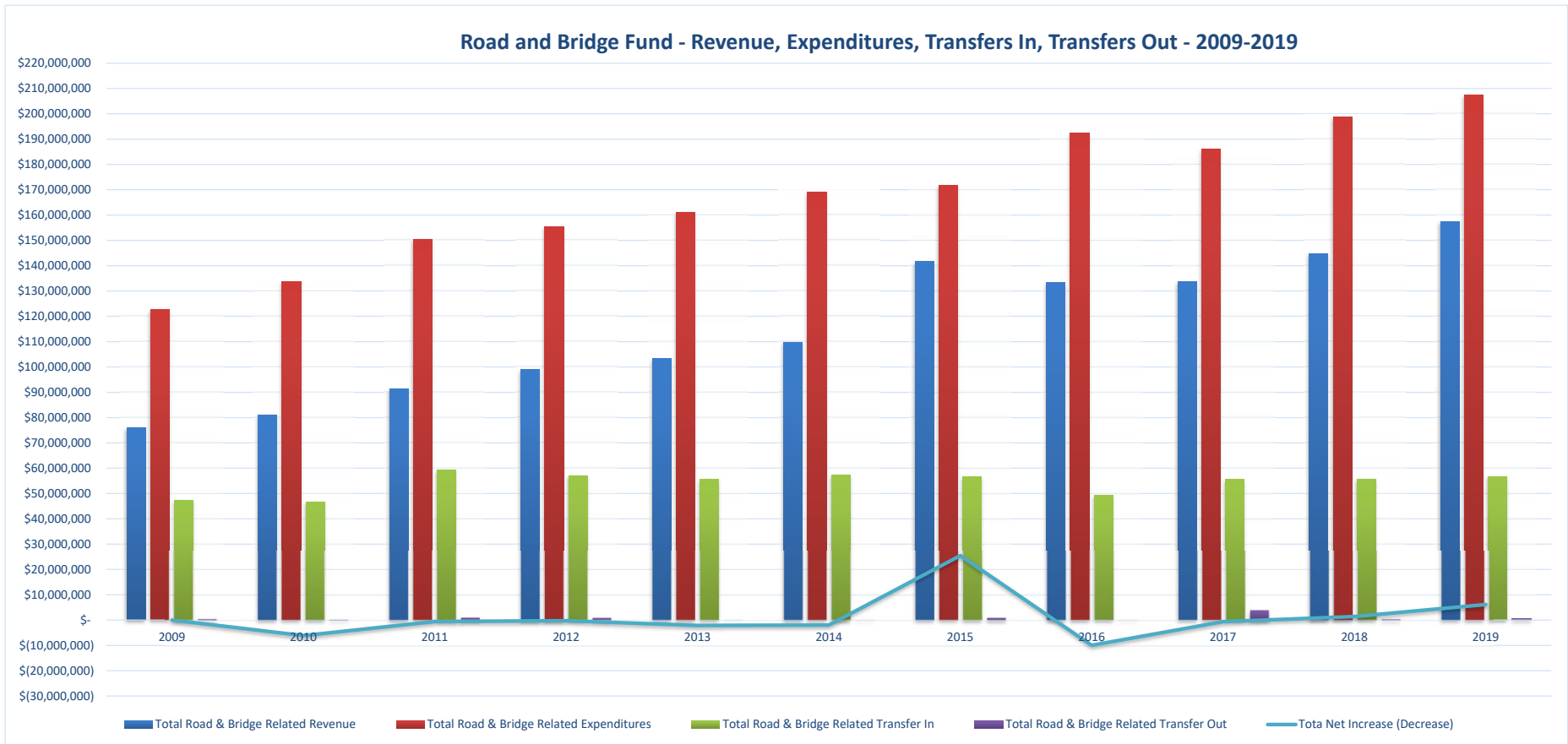
= Top 3 in Rank for Category
 = Bottom 3 in Rank for Category

A County Name	B Total County miles	C Miles Rank	D Bridges/Culverts in County	E Bridges/ Culverts Rank	F Population	G Population Per Road and Bridge	2009-2019 Expenditures Road Fund Exp	2009-2019					M 2019 Wheel Tax as % of 2019 Road Expenditures	N 2019 Wheel Tax as % of 2019 Road Expenditure Rank	
								H Road Expenditures Rank	I Road as % Total Exp Percent	J Road as % Total Exp Rank	K 2009-2019 Transfers In Road Fund Trn In % of Road Exp	L Road Fund Transfers In Rank			
Moody	280.951	58	52	24	6,336	19.030	\$ 23,959,366.91	31	42.00%	42	\$ 10,652,000.00	44.46%	11	8.26%	18
Oglala Lakota	163.380	66	-	66	13,672	83.682	\$ 5,257,491.78	65	53.71%	16	-	0.00%	66	NA	NA
Pennington	867.321	10	127	9	109,222	109.846	\$ 98,347,818.32	2	11.88%	66	\$ 14,816,198.00	15.07%	54	NA	NA
Perkins	876.757	8	46	27	2,835	3.072	\$ 20,329,234.86	39	46.57%	32	\$ 2,525,000.00	12.42%	56	1.55%	58
Potter	905.709	6	14	53	2,472	2.688	\$ 18,372,971.00	42	55.02%	12	\$ 5,159,916.00	28.08%	36	1.93%	56
Roberts	480.439	35	97	15	10,280	17.803	\$ 26,102,920.80	26	32.50%	54	\$ 5,234,346.00	20.05%	47	13.89%	4
Sanborn	310.803	53	47	26	2,330	6.512	\$ 17,195,159.65	46	55.74%	8	\$ 8,636,072.00	50.22%	8	5.34%	36
Spink	740.996	14	140	5	6,361	7.220	\$ 34,502,068.97	15	50.25%	25	\$ 9,493,692.00	27.52%	37	9.45%	11
Stanley	473.254	36	15	52	2,980	6.103	\$ 12,530,187.97	55	37.18%	50	\$ 2,383,158.00	19.02%	48	6.89%	25
Sully	933.265	5	27	43	1,446	1.506	\$ 22,722,061.49	36	54.00%	14	\$ 7,726,440.00	34.00%	27	2.58%	55
Todd	545.297	28	8	60	9,319	16.843	\$ 8,521,817.15	61	54.38%	13	\$ 1,365,930.00	16.03%	52	4.91%	41
Tripp	702.639	16	65	22	5,624	7.326	\$ 23,941,350.37	32	45.06%	34	\$ 7,331,978.00	30.62%	34	6.19%	28
Turner	313.428	52	115	11	8,673	20.244	\$ 46,578,370.14	8	56.52%	7	\$ 28,405,705.00	60.98%	3	6.32%	27
Union	242.307	61	112	12	16,811	47.448	\$ 42,863,284.28	10	45.03%	36	\$ 20,797,171.00	48.52%	10	8.67%	17
Walworth	784.942	13	16	49	5,315	6.636	\$ 17,104,951.57	47	38.60%	46	\$ 1,656,677.00	9.69%	60	10.73%	8
Yankton	489.766	33	69	20	23,310	41.717	\$ 37,346,952.21	11	27.71%	61	\$ 8,822,916.00	23.62%	44	10.75%	7
Ziebach	566.353	25	9	59	2,413	4.194	\$ 9,670,782.55	59	50.49%	23	\$ 1,828,800.00	18.91%	49	3.46%	51
Totals	35,144.566		3,671		886,667										

Column Descriptions:

- B** miles of county roads from Department of Transportation
- C** rank for county miles of road 1 meaning most miles
- D** number of bridge structures and culverts (20 foot or more in length) in the county from Department of Transportation
- E** rank for number of bridges and culverts over 20 ft. in length - 1 meaning most bridges and culverts over 20 ft. in length
- G** number of population per mile of road or bridge
- H** rank for county expenditures on highways, roads and bridges 1 meaning highest expenditures
- I** highways, roads and bridges expenditures as a percentage of total governmental funds expenditures
- J** rank for highways, roads and bridges expenditures as a percentage of total governmental funds expenditures 1 meaning highest percentage
- K** Road Fund transfers in as a percentage of highway, roads and bridges expenditures
- L** rank for Road Fund transfers in as a percentage of highways, roads and bridges expenditures 1 meaning highest percentage
- M** 2019 Wheel Tax revenue as a % of highways, roads and bridges expenditures
- N** rank for 2019 Wheel Tax revenue as a % of highways, roads and bridges expenditures 1 meaning highest percentage

EXHIBIT N-1



Type	2009	2010	2011	2012	2013	2014	2015	2016	2017	2018	2019	2009 to 2019
Total Road & Bridge Related Revenue	\$ 76,047,097	\$ 81,062,766	\$ 91,460,774	\$ 98,962,206	\$ 103,392,727	\$ 109,806,420	\$ 141,649,598	\$ 133,332,015	\$ 133,813,442	\$ 144,779,118	\$ 157,423,530	\$ 1,271,729,694
Total Road & Bridge Related Expenditures	\$ 122,729,213	\$ 133,556,597	\$ 150,384,809	\$ 155,237,464	\$ 161,018,546	\$ 169,048,849	\$ 171,723,391	\$ 192,523,697	\$ 185,924,277	\$ 198,689,563	\$ 207,401,050	\$ 1,848,237,454
Total Road & Bridge Related Transfer In	\$ 47,246,674	\$ 46,680,591	\$ 59,410,102	\$ 57,024,729	\$ 55,570,253	\$ 57,324,255	\$ 56,591,129	\$ 49,354,895	\$ 55,527,117	\$ 55,783,821	\$ 56,819,778	\$ 597,333,345
Total Road & Bridge Related Transfer Out	\$ 535,822	\$ 294,722	\$ 1,064,782	\$ 988,583	\$ 64,928	\$ 47,901	\$ 1,052,830	\$ 106,531	\$ 4,033,805	\$ 455,726	\$ 717,320	\$ 9,362,949
Tota Net Increase (Decrease)	\$ 28,736	\$ (6,107,961)	\$ (578,714)	\$ (239,112)	\$ (2,120,493)	\$ (1,966,074)	\$ 25,464,507	\$ (9,943,317)	\$ (617,524)	\$ 1,417,650	\$ 6,124,939	\$ 11,462,637

EXHIBIT N-2

South Dakota Counties - Road and Bridge Revenue - By County and By Year - 2009-2019

66 of 66 Counties

Entity		2009	2010	2011	2012	2013	2014	2015	2016	2017	2018	2019	Average
Name	Type												2009 to 2019
Miner County	Road & Bridge Revenue	\$ 480,640	\$ 516,745	\$ 549,148	\$ 603,810	\$ 625,681	\$ 685,546	\$ 721,557	\$ 870,183	\$ 888,725	\$ 869,959	\$ 1,159,607	\$ 724,691
Minnehaha County	Road & Bridge Revenue	\$ 8,048,972	\$ 7,998,207	\$ 8,859,315	\$ 10,555,291	\$ 11,367,162	\$ 11,936,821	\$ 14,792,955	\$ 12,991,879	\$ 13,083,891	\$ 13,696,080	\$ 14,596,970	\$ 11,629,776
Moody County	Road & Bridge Revenue	\$ 696,342	\$ 754,716	\$ 993,679	\$ 916,411	\$ 937,275	\$ 1,047,679	\$ 2,237,037	\$ 1,403,074	\$ 1,468,323	\$ 1,522,797	\$ 2,030,913	\$ 1,273,477
Oglala Lakota County	Road & Bridge Revenue	\$ 267,521	\$ 283,553	\$ 302,863	\$ 373,214	\$ 386,214	\$ 516,109	\$ 1,388,892	\$ 780,613	\$ 774,206	\$ 811,507	\$ 814,009	\$ 608,973
Pennington County	Road & Bridge Revenue	\$ 6,463,367	\$ 6,585,495	\$ 6,806,791	\$ 7,950,858	\$ 7,717,890	\$ 8,702,717	\$ 9,551,634	\$ 9,411,205	\$ 9,480,953	\$ 9,954,463	\$ 10,721,099	\$ 8,486,043
Perkins County	Road & Bridge Revenue	\$ 1,632,436	\$ 1,534,806	\$ 1,156,955	\$ 1,473,767	\$ 1,219,607	\$ 1,745,380	\$ 1,469,302	\$ 1,591,114	\$ 1,511,332	\$ 1,523,711	\$ 2,189,552	\$ 1,549,815
Potter County	Road & Bridge Revenue	\$ 576,932	\$ 959,972	\$ 1,001,051	\$ 958,019	\$ 1,201,651	\$ 1,171,500	\$ 1,461,450	\$ 1,330,318	\$ 1,401,876	\$ 1,471,407	\$ 1,456,901	\$ 1,181,007
Roberts County	Road & Bridge Revenue	\$ 1,181,312	\$ 1,180,083	\$ 1,537,465	\$ 1,633,602	\$ 1,687,623	\$ 1,830,588	\$ 2,276,089	\$ 2,067,424	\$ 2,077,458	\$ 2,257,702	\$ 2,257,702	\$ 1,817,005
Sanborn County	Road & Bridge Revenue	\$ 487,841	\$ 683,416	\$ 787,081	\$ 746,885	\$ 622,884	\$ 665,062	\$ 681,369	\$ 758,988	\$ 821,672	\$ 896,481	\$ 1,063,011	\$ 746,790
Spink County	Road & Bridge Revenue	\$ 1,505,776	\$ 2,136,022	\$ 1,864,189	\$ 1,753,214	\$ 2,185,295	\$ 2,125,971	\$ 2,751,098	\$ 3,331,414	\$ 2,374,217	\$ 2,471,738	\$ 3,051,701	\$ 2,322,785
Stanley County	Road & Bridge Revenue	\$ 506,144	\$ 566,303	\$ 565,558	\$ 987,967	\$ 845,653	\$ 906,261	\$ 1,322,274	\$ 998,932	\$ 968,392	\$ 996,412	\$ 1,017,424	\$ 880,120
Sully County	Road & Bridge Revenue	\$ 809,987	\$ 946,953	\$ 1,135,858	\$ 1,040,556	\$ 1,162,268	\$ 1,271,025	\$ 1,271,763	\$ 1,304,144	\$ 1,314,248	\$ 1,374,199	\$ 1,617,894	\$ 1,204,445
Todd County	Road & Bridge Revenue	\$ 339,943	\$ 360,937	\$ 561,517	\$ 649,290	\$ 645,773	\$ 703,313	\$ 671,162	\$ 675,150	\$ 829,380	\$ 846,580	\$ 898,231	\$ 652,843
Tripp County	Road & Bridge Revenue	\$ 909,004	\$ 1,169,363	\$ 1,003,976	\$ 1,170,123	\$ 1,184,216	\$ 1,308,480	\$ 2,491,492	\$ 1,878,256	\$ 1,683,265	\$ 1,816,190	\$ 2,247,746	\$ 1,532,919
Turner County	Road & Bridge Revenue	\$ 1,029,376	\$ 1,211,714	\$ 1,142,796	\$ 1,276,173	\$ 1,337,978	\$ 1,474,940	\$ 1,545,166	\$ 1,875,838	\$ 1,919,747	\$ 2,069,696	\$ 2,797,133	\$ 1,607,323
Union County	Road & Bridge Revenue	\$ 1,214,249	\$ 1,477,861	\$ 1,708,918	\$ 1,584,708	\$ 1,718,233	\$ 2,066,587	\$ 2,510,689	\$ 2,289,096	\$ 2,173,252	\$ 2,749,383	\$ 3,191,282	\$ 2,062,205
Walworth County	Road & Bridge Revenue	\$ 756,634	\$ 837,193	\$ 750,330	\$ 1,139,518	\$ 1,069,518	\$ 1,165,496	\$ 1,438,907	\$ 1,567,596	\$ 1,459,311	\$ 2,018,630	\$ 1,898,325	\$ 1,281,951
Yankton County	Road & Bridge Revenue	\$ 1,879,066	\$ 1,996,649	\$ 2,045,141	\$ 2,288,214	\$ 2,329,637	\$ 2,628,706	\$ 2,810,216	\$ 2,989,623	\$ 2,951,514	\$ 3,785,373	\$ 3,362,795	\$ 2,642,449
Ziebach County	Road & Bridge Revenue	\$ 652,166	\$ 382,359	\$ 465,053	\$ 544,010	\$ 521,141	\$ 796,153	\$ 1,161,691	\$ 646,727	\$ 651,174	\$ 694,159	\$ 730,178	\$ 658,619
Total R&B Revenue-All Counties	Total R&B Revenue-All Counties	\$ 76,047,097	\$ 81,062,766	\$ 91,460,774	\$ 98,962,206	\$ 103,392,727	\$ 109,806,420	\$ 141,649,598	\$ 133,332,015	\$ 133,813,442	\$ 144,779,118	\$ 157,423,530	\$ 115,611,790

EXHIBIT N-3

South Dakota Counties - Road and Bridge Expenditures - By County and By Year - 2009-2019

66 of 66 Counties

Entity Name	Type	2009	2010	2011	2012	2013	2014	2015	2016	2017	2018	2019	Average 2009 to 2019
Moody County	Road & Bridge Expenditures	\$ 1,457,640	\$ 2,533,502	\$ 1,782,289	\$ 1,911,646	\$ 1,803,182	\$ 1,844,505	\$ 1,808,821	\$ 3,208,418	\$ 1,773,312	\$ 3,066,073	\$ 2,769,979	\$ 2,178,124
Oglala Lakota County	Road & Bridge Expenditures	\$ 251,724	\$ 322,284	\$ 334,426	\$ 314,637	\$ 322,655	\$ 361,327	\$ 311,602	\$ 687,376	\$ 775,284	\$ 730,573	\$ 845,603	\$ 477,954
Pennington County	Road & Bridge Expenditures	\$ 7,728,763	\$ 10,200,838	\$ 7,701,623	\$ 8,560,228	\$ 10,559,409	\$ 10,356,382	\$ 8,882,400	\$ 8,693,869	\$ 8,281,803	\$ 8,451,451	\$ 8,931,053	\$ 8,940,711
Perkins County	Road & Bridge Expenditures	\$ 2,176,988	\$ 1,292,203	\$ 1,493,757	\$ 903,350	\$ 1,935,133	\$ 2,106,115	\$ 2,082,925	\$ 1,908,328	\$ 1,665,087	\$ 1,637,543	\$ 3,127,805	\$ 1,848,112
Potter County	Road & Bridge Expenditures	\$ 1,501,149	\$ 1,326,105	\$ 1,682,846	\$ 1,622,905	\$ 1,672,154	\$ 1,861,396	\$ 1,566,951	\$ 1,571,885	\$ 1,982,181	\$ 1,187,268	\$ 2,398,130	\$ 1,670,270
Roberts County	Road & Bridge Expenditures	\$ 1,816,844	\$ 1,416,864	\$ 1,860,911	\$ 2,350,313	\$ 2,304,539	\$ 2,684,482	\$ 2,724,384	\$ 2,951,663	\$ 3,440,927	\$ 2,334,479	\$ 2,217,516	\$ 2,372,993
Sanborn County	Road & Bridge Expenditures	\$ 960,650	\$ 1,061,222	\$ 1,933,324	\$ 1,645,694	\$ 1,597,850	\$ 1,725,117	\$ 1,230,762	\$ 1,631,364	\$ 1,699,757	\$ 1,834,089	\$ 1,875,330	\$ 1,563,196
Spink County	Road & Bridge Expenditures	\$ 2,115,486	\$ 2,452,599	\$ 2,874,223	\$ 2,951,142	\$ 2,752,294	\$ 3,529,699	\$ 3,046,044	\$ 4,403,552	\$ 4,364,638	\$ 3,348,815	\$ 2,663,577	\$ 3,136,552
Stanley County	Road & Bridge Expenditures	\$ 768,109	\$ 1,037,764	\$ 822,620	\$ 963,190	\$ 1,134,548	\$ 1,237,977	\$ 1,270,114	\$ 1,443,919	\$ 1,164,303	\$ 1,337,507	\$ 1,350,138	\$ 1,139,108
Sully County	Road & Bridge Expenditures	\$ 1,681,071	\$ 1,620,570	\$ 1,933,892	\$ 1,762,925	\$ 1,750,845	\$ 2,736,646	\$ 1,829,236	\$ 1,817,652	\$ 2,176,966	\$ 2,147,622	\$ 3,264,638	\$ 2,065,642
Todd County	Road & Bridge Expenditures	\$ 579,341	\$ 617,063	\$ 653,607	\$ 858,493	\$ 777,648	\$ 876,735	\$ 697,075	\$ 776,298	\$ 809,794	\$ 824,777	\$ 1,050,987	\$ 774,711
Tripp County	Road & Bridge Expenditures	\$ 1,598,500	\$ 1,689,469	\$ 1,826,233	\$ 1,938,289	\$ 1,918,053	\$ 2,296,826	\$ 1,762,640	\$ 2,498,198	\$ 2,898,026	\$ 2,959,188	\$ 2,555,928	\$ 2,176,486
Turner County	Road & Bridge Expenditures	\$ 3,168,645	\$ 3,495,952	\$ 3,043,848	\$ 5,556,508	\$ 4,148,873	\$ 3,877,168	\$ 4,044,096	\$ 4,549,334	\$ 4,789,707	\$ 4,891,253	\$ 5,012,986	\$ 4,234,397
Union County	Road & Bridge Expenditures	\$ 2,650,264	\$ 2,712,535	\$ 3,608,545	\$ 3,233,277	\$ 3,856,924	\$ 3,703,852	\$ 3,781,576	\$ 4,584,587	\$ 4,104,369	\$ 5,712,706	\$ 4,914,650	\$ 3,896,662
Walworth County	Road & Bridge Expenditures	\$ 1,363,570	\$ 1,240,702	\$ 1,284,948	\$ 1,262,458	\$ 1,450,116	\$ 1,694,430	\$ 1,583,207	\$ 1,507,761	\$ 1,389,870	\$ 2,579,666	\$ 1,748,222	\$ 1,554,996
Yankton County	Road & Bridge Expenditures	\$ 2,750,867	\$ 2,358,350	\$ 2,165,404	\$ 2,342,204	\$ 2,757,796	\$ 3,440,688	\$ 4,128,910	\$ 3,774,668	\$ 3,121,797	\$ 6,102,851	\$ 4,403,418	\$ 3,395,177
Ziebach County	Road & Bridge Expenditures	\$ 496,794	\$ 606,718	\$ 569,922	\$ 1,099,463	\$ 584,737	\$ 1,367,732	\$ 1,303,923	\$ 1,003,751	\$ 752,941	\$ 1,183,112	\$ 701,691	\$ 879,162
Total R&B Expenditures- All Counties	Total R&B Expenditures-All Counties	\$ 122,729,213	\$ 133,556,597	\$ 150,384,809	\$ 155,237,464	\$ 161,018,546	\$ 169,048,849	\$ 171,723,391	\$ 192,523,697	\$ 185,924,277	\$ 198,689,563	\$ 207,401,050	\$ 168,021,587

EXHIBIT N-4

South Dakota Counties - Road and Bridge Transfers In - By County and By Year - 2009-2019

66 of 66 Counties

Entity		2009	2010	2011	2012	2013	2014	2015	2016	2017	2018	2019	Average
Name	Type												2009 to 2019
Moody County	Road & Bridge Transfers In	\$ 800,000	\$ 1,300,000	\$ 925,000	\$ 1,150,000	\$ 1,020,000	\$ 1,047,000	\$ 500,000	\$ 815,000	\$ 1,215,000	\$ 940,000	\$ 940,000	\$ 968,364
Pennington County	Road & Bridge Transfers In	\$ 2,087,584	\$ 2,255,745	\$ 2,080,914		\$ 2,096,482	\$ 2,108,973	\$ 2,108,974					\$ 2,123,112
Perkins County	Road & Bridge Transfers In	\$ 350,000		\$ 350,000	\$ 350,000			\$ 550,000	\$ 100,000		\$ 125,000	\$ 700,000	\$ 360,714
Potter County	Road & Bridge Transfers In	\$ 850,000	\$ 241,285	\$ 676,688	\$ 621,147	\$ 445,272	\$ 325,524			\$ 300,000		\$ 1,700,000	\$ 644,990
Roberts County	Road & Bridge Transfers In			\$ 1,559,443	\$ 373,400	\$ 465,829	\$ 316,600	\$ 273,000	\$ 860,000	\$ 1,351,577			\$ 742,836
Sanborn County	Road & Bridge Transfers In	\$ 350,000	\$ 599,850	\$ 1,010,237	\$ 880,000	\$ 971,513	\$ 926,675	\$ 897,392	\$ 895,368	\$ 491,197	\$ 863,840	\$ 750,000	\$ 785,097
Spink County	Road & Bridge Transfers In	\$ 500,000	\$ 900,000	\$ 1,260,000	\$ 900,000		\$ 1,000,000	\$ 1,158,145	\$ 1,501,535	\$ 963,256	\$ 823,400	\$ 487,356	\$ 949,369
Stanley County	Road & Bridge Transfers In	\$ 120,000	\$ 400,000	\$ 275,132	\$ 178,026	\$ 200,000	\$ 160,000	\$ 200,000	\$ 250,000	\$ 200,000	\$ 200,000	\$ 200,000	\$ 216,651
Sully County	Road & Bridge Transfers In	\$ 674,500	\$ 657,500	\$ 725,000	\$ 750,000	\$ 700,000	\$ 750,000	\$ 200,000	\$ 450,134	\$ 854,238	\$ 910,000	\$ 1,055,068	\$ 702,404
Todd County	Road & Bridge Transfers In	\$ 200,000	\$ 200,000	\$ 200,000	\$ 150,000	\$ 165,000					\$ 100,000	\$ 350,930	\$ 195,133
Tripp County	Road & Bridge Transfers In	\$ 750,000	\$ 460,000	\$ 1,000,000	\$ 500,000	\$ 500,000	\$ 420,000		\$ 471,878	\$ 1,936,000	\$ 1,653,481	\$ 964,497	\$ 865,586
Turner County	Road & Bridge Transfers In	\$ 2,400,000	\$ 1,500,000	\$ 1,800,000	\$ 4,225,559	\$ 2,788,819	\$ 2,300,000	\$ 2,498,781	\$ 2,642,877	\$ 2,300,000	\$ 2,500,000	\$ 3,449,669	\$ 2,582,337
Union County	Road & Bridge Transfers In	\$ 1,363,081	\$ 1,363,081	\$ 2,000,082	\$ 1,818,506	\$ 1,808,630	\$ 1,808,212	\$ 1,808,000	\$ 1,808,000	\$ 1,883,067	\$ 3,350,000	\$ 1,786,512	\$ 1,890,652
Walworth County	Road & Bridge Transfers In	\$ 450,000	\$ 306,677	\$ 300,000	\$ 300,000			\$ 300,000					\$ 331,335
Yankton County	Road & Bridge Transfers In	\$ 946,789	\$ 427,711	\$ 800,000		\$ 948,416	\$ 300,000	\$ 1,100,000	\$ 800,000	\$ 400,000	\$ 2,400,000	\$ 700,000	\$ 882,292
Ziebach County	Road & Bridge Transfers In	\$ 100,000	\$ 100,000	\$ 100,000	\$ 100,000	\$ 100,000	\$ 78,571	\$ 542,500	\$ 150,000	\$ 187,750	\$ 180,550	\$ 190,000	\$ 166,306
Total R&B Transfers In-All Counties	Total R&B Transfers In-All Counties	\$ 47,246,674	\$ 46,680,591	\$ 59,410,102	\$ 57,024,729	\$ 55,570,253	\$ 57,324,255	\$ 56,591,129	\$ 49,354,895	\$ 55,527,117	\$ 55,783,821	\$ 56,819,778	\$54,303,031

EXHIBIT N-5

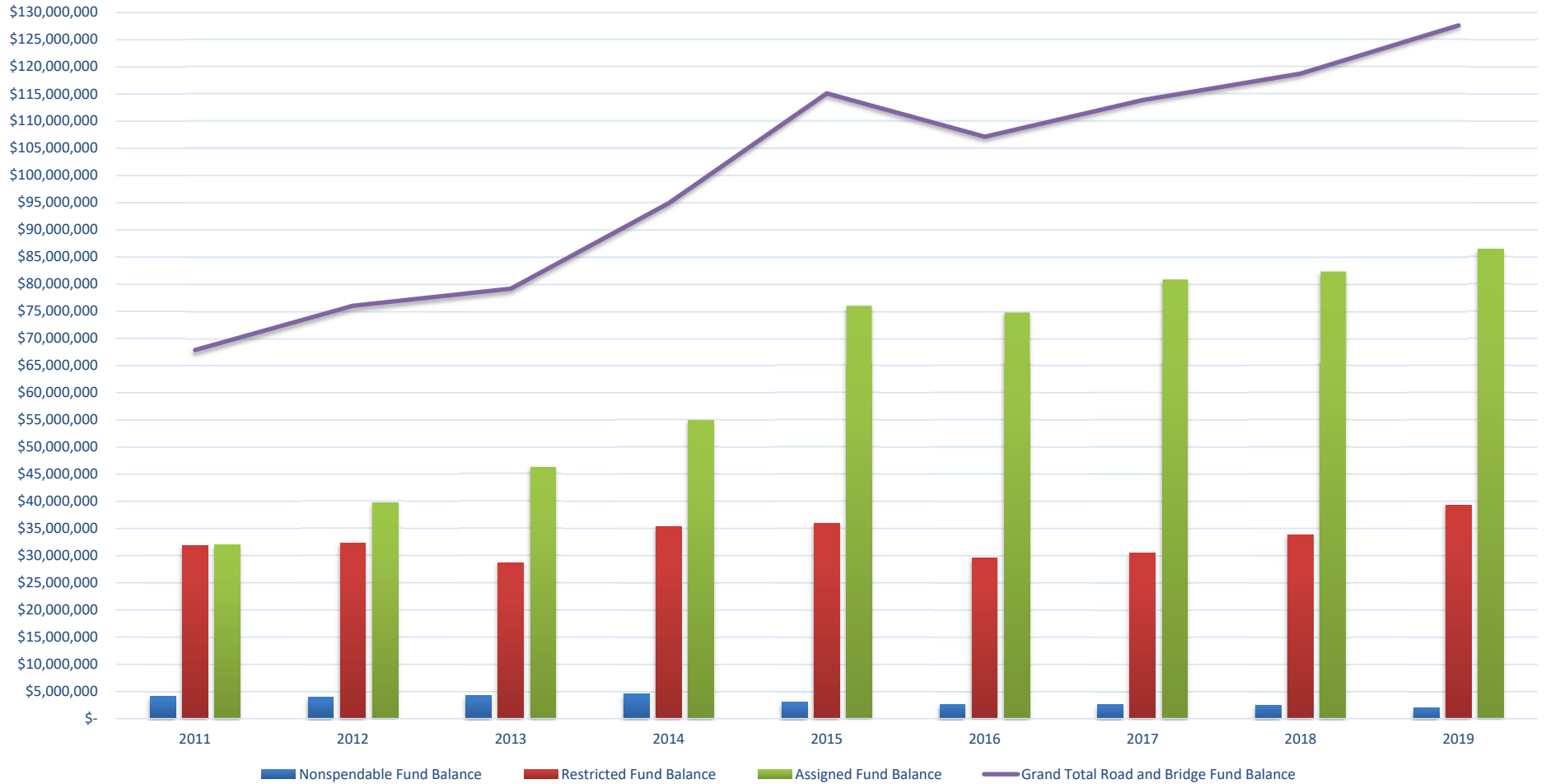
South Dakota Counties - Road and Bridge Transfers (Out) - By County and By Year - 2009-2019

66 of 66 Counties

Entity Name	Type	2009	2010	2011	2012	2013	2014	2015	2016	2017	2018	2019	Average 2009 to 2019
Beadle County	Road & Bridge Transfers Out							\$ 4,459	\$ 3,114	\$ 784			\$ 2,786
Brown County	Road & Bridge Transfers Out	\$ 30,167	\$ 15,377	\$ 5,061	\$ 3,789	\$ 3,353	\$ 2,515						\$ 10,044
Butte County	Road & Bridge Transfers Out					\$ 3,463						\$ 9,044	\$ 6,253
Campbell County	Road & Bridge Transfers Out	\$ 2,375	\$ 4,723	\$ 4,384	\$ 2,455	\$ 1,848	\$ 1,630	\$ 1,409	\$ 1,809	\$ 2,412	\$ 2,185	\$ 5,225	\$ 2,769
Clark County	Road & Bridge Transfers Out		\$ 12,266			\$ 1,018	\$ 1,257	\$ 1,012	\$ 777	\$ 1,284			\$ 2,936
Clay County	Road & Bridge Transfers Out									\$ 1,504,080			\$ 1,504,080
Codington County	Road & Bridge Transfers Out	\$ 3,958	\$ 5,808	\$ 10,654	\$ 12,602	\$ 17,278	\$ 18,136	\$ 20,683	\$ 42,565	\$ 76,109	\$ 150,396	\$ 190,275	\$ 49,860
Corson County	Road & Bridge Transfers Out	\$ 15,145	\$ 6,448	\$ 3,403									\$ 8,332
Custer County	Road & Bridge Transfers Out	\$ 103,078	\$ 78,004										\$ 90,541
Day County	Road & Bridge Transfers Out	\$ 24,146	\$ 11,939	\$ 5,434	\$ 2,878	\$ 1,651	\$ 2,180	\$ 2,898	\$ 3,583	\$ 4,578	\$ 5,030	\$ 5,565	\$ 6,353
Deuel County	Road & Bridge Transfers Out	\$ 12,168	\$ 13,447	\$ 8,927	\$ 9,989	\$ 5,676	\$ 5,793	\$ 6,264	\$ 8,570	\$ 9,631	\$ 23,437	\$ 30,048	\$ 12,177
Dewey County	Road & Bridge Transfers Out				\$ 34,388								\$ 34,388
Edmunds County	Road & Bridge Transfers Out									\$ 1,135,000			\$ 1,135,000
Fall River County	Road & Bridge Transfers Out	\$ 8,396	\$ 12,601	\$ 17,391	\$ 2,189		\$ 4,414	\$ 2,448	\$ 26,684	\$ 28,780	\$ 33,350	\$ 44,337	\$ 18,059
Faulk County	Road & Bridge Transfers Out	\$ 32,447			\$ 850,000								\$ 441,224
Grant County	Road & Bridge Transfers Out	\$ 17,084	\$ 4,769	\$ 6,017	\$ 3,203	\$ 2,147	\$ 1,616	\$ 1,837	\$ 1,944	\$ 1,963	\$ 1,894	\$ 4,419	\$ 4,263
Hand County	Road & Bridge Transfers Out	\$ 1,597											\$ 1,597
Harding County	Road & Bridge Transfers Out											\$ 132,498	\$ 132,498
Hyde County	Road & Bridge Transfers Out	\$ 8,722											\$ 8,722
Jackson County	Road & Bridge Transfers Out									\$ 17,950			\$ 17,950
Jerauld County	Road & Bridge Transfers Out		\$ 317							\$ 151,000			\$ 75,658
Minnehaha County	Road & Bridge Transfers Out	\$ 111,179	\$ 43,900	\$ 29,503	\$ 63,278	\$ 11,362							\$ 51,844
Oglala Lakota County	Road & Bridge Transfers Out	\$ 2,534	\$ 3,036				\$ 1,794	\$ 840	\$ 1,059		\$ 8,825		\$ 3,015
Pennington County	Road & Bridge Transfers Out	\$ 147,076	\$ 71,729	\$ 44,643		\$ 13,979	\$ 8,534	\$ 1,010,981	\$ 16,157	\$ 1,100,235	\$ 230,608	\$ 295,909	\$ 293,985
Perkins County	Road & Bridge Transfers Out	\$ 9,929	\$ 6,713										\$ 8,321
Roberts County	Road & Bridge Transfers Out					\$ 284	\$ 31		\$ 270				\$ 195
Spink County	Road & Bridge Transfers Out	\$ 5,820	\$ 3,647	\$ 9,365	\$ 3,812								\$ 5,661
Stanley County	Road & Bridge Transfers Out					\$ 2,869							\$ 2,869
Union County	Road & Bridge Transfers Out			\$ 120,000									\$ 120,000
Yankton County	Road & Bridge Transfers Out			\$ 800,000									\$ 800,000
Total R&B Transfers Out- All Counties	Total R&B Transfers Out-All Counties	\$ 535,822	\$ 294,722	\$ 1,064,782	\$ 988,583	\$ 64,928	\$ 47,901	\$ 1,052,830	\$ 106,531	\$ 4,033,805	\$ 455,726	\$ 717,320	\$ 851,177

EXHIBIT O-1

Road and Bridge - Fund Balance by Type and in Total



Fund Balance Type	2011	2012	2013	2014	2015	2016	2017	2018	2019
Nonspendable Fund Balance	\$ 4,057,048	\$ 3,898,675	\$ 4,209,241	\$ 4,541,957	\$ 3,061,003	\$ 2,646,414	\$ 2,517,823	\$ 2,513,038	\$ 1,933,604
Restricted Fund Balance	\$ 31,861,922	\$ 32,364,439	\$ 28,689,365	\$ 35,400,473	\$ 35,931,994	\$ 29,649,676	\$ 30,434,316	\$ 33,856,482	\$ 39,275,115
Assigned Fund Balance	\$ 31,947,211	\$ 39,745,661	\$ 46,274,285	\$ 54,978,533	\$ 76,109,920	\$ 74,832,177	\$ 80,924,409	\$ 82,380,663	\$ 86,428,302
Grand Total Road and Bridge Fund Balance	\$ 67,866,181	\$ 76,008,775	\$ 79,172,892	\$ 94,920,963	\$ 115,102,917	\$ 107,128,267	\$ 113,876,548	\$ 118,750,182	\$ 127,637,021

EXHIBIT O-2

South Dakota Counties - Road & Bridge Fund - Fund Balances by County, Type & Year - 2011-2019

66 of 66 Counties

Entity Number	Entity Name	Acct #	Account Description	2011	2012	2013	2014	2015	2016	2017	2018	2019
510002	AURORA COUNTY	27400	Restricted	\$ 22,731				\$ 335,876				
510002	AURORA COUNTY	27600	Assigned	\$ 356,176	\$ 115,050	\$ 104,065	\$ 371,886	\$ 773,456	\$ 1,374,290	\$ 1,268,820	\$ 910,150	\$ 1,429,814
	AURORA COUNTY Total			\$ 378,906	\$ 115,050	\$ 104,065	\$ 371,886	\$ 1,109,332	\$ 1,374,290	\$ 1,268,820	\$ 910,150	\$ 1,429,814
510004	BEADLE COUNTY	27400	Restricted	\$ 94,364	\$ 93,410	\$ 93,410	\$ 93,410	\$ 93,410				
510004	BEADLE COUNTY	27600	Assigned		\$ 235,237	\$ 169,275	\$ 51,202	\$ 50,166	\$ 73,600	\$ 91,715	\$ 4,107	\$ 386
	BEADLE COUNTY Total			\$ 94,364	\$ 328,647	\$ 262,685	\$ 144,612	\$ 143,576	\$ 73,600	\$ 91,715	\$ 4,107	\$ 386
510006	BENNETT COUNTY	27400	Restricted	\$ 412,238	\$ 649,585	\$ 908,305	\$ 1,063,987	\$ 1,377,052	\$ 1,592,573	\$ 1,633,711	\$ 1,567,953	\$ 1,620,460
510006	BENNETT COUNTY	27600	Assigned		\$ 4,000	\$ 1,955	\$ 3,178	\$ 4,469	\$ 5,983	\$ 7,656	\$ 13,161	\$ 144,865
	BENNETT COUNTY Total			\$ 412,238	\$ 653,585	\$ 910,259	\$ 1,067,165	\$ 1,381,521	\$ 1,598,556	\$ 1,641,367	\$ 1,581,113	\$ 1,765,325
510008	BON HOMME COUNTY	27600	Assigned	\$ 258,626	\$ 225,759	\$ 375,610	\$ 261,043	\$ 292,129	\$ 239,628	\$ 159,309	\$ 236,094	\$ 621,176
	BON HOMME COUNTY Total			\$ 258,626	\$ 225,759	\$ 375,610	\$ 261,043	\$ 292,129	\$ 239,628	\$ 159,309	\$ 236,094	\$ 621,176
510010	BROOKINGS COUNTY	27300	Nonspendable	\$ 314,576	\$ 217,163	\$ 231,983	\$ 252,466	\$ 141,521	\$ 156,119	\$ 128,104	\$ 106,791	\$ 221,186
510010	BROOKINGS COUNTY	27400	Restricted	\$ 334,620	\$ 334,620	\$ 334,620	\$ 334,620	\$ 334,620				
510010	BROOKINGS COUNTY	27600	Assigned	\$ 2,305,233	\$ 2,654,480	\$ 3,089,357	\$ 3,399,584	\$ 3,789,784	\$ 4,203,152	\$ 4,905,320	\$ 5,329,894	\$ 5,270,365
	BROOKINGS COUNTY Total			\$ 2,954,429	\$ 3,206,263	\$ 3,655,960	\$ 3,986,670	\$ 4,265,925	\$ 4,693,892	\$ 5,033,424	\$ 5,436,686	\$ 5,491,551
510012	BROWN COUNTY	27300	Nonspendable	\$ 957,902	\$ 1,123,935	\$ 1,527,871	\$ 920,140					
510012	BROWN COUNTY	27400	Restricted	\$ 423,243	\$ 423,243	\$ 423,243	\$ 423,243	\$ 423,243	\$ 423,243	\$ 423,243	\$ 423,243	\$ 423,243
510012	BROWN COUNTY	27600	Assigned	\$ 972,832	\$ 1,467,755	\$ 1,446,043	\$ 1,701,713	\$ 5,104,471	\$ 528,302	\$ 227,112	\$ 367,907	\$ 1,396,805
	BROWN COUNTY Total			\$ 2,353,977	\$ 3,014,933	\$ 3,397,157	\$ 3,045,096	\$ 5,527,714	\$ 951,545	\$ 650,356	\$ 791,150	\$ 1,820,048
510014	BRULE COUNTY	27400	Restricted	\$ 377,006	\$ 388,655	\$ 215,910	\$ 385,649	\$ 466,312	\$ 74,950	\$ 129,521	\$ 131,765	\$ 388,490
510014	BRULE COUNTY	27600	Assigned	\$ 259,907	\$ 423,531	\$ 349,348	\$ 555,679	\$ 890,954	\$ 1,171,636	\$ 1,224,491	\$ 1,515,749	\$ 1,478,627
	BRULE COUNTY Total			\$ 636,912	\$ 812,186	\$ 565,259	\$ 941,328	\$ 1,357,266	\$ 1,246,586	\$ 1,354,013	\$ 1,647,515	\$ 1,867,118
510016	BUFFALO COUNTY	27400	Restricted				\$ 86,958	\$ 551,076	\$ 588,395	\$ 588,395	\$ 719,166	\$ 719,166
510016	BUFFALO COUNTY	27600	Assigned	\$ 173,208	\$ 182,203	\$ 259,557	\$ 300,779	\$ 285,863	\$ 329,579	\$ 460,222	\$ 374,579	\$ 407,790
	BUFFALO COUNTY Total			\$ 173,208	\$ 182,203	\$ 259,557	\$ 387,737	\$ 836,940	\$ 917,973	\$ 1,048,617	\$ 1,093,745	\$ 1,126,956
510018	BUTTE COUNTY	27400	Restricted	\$ 991,137	\$ 939,992	\$ 1,122,997	\$ 1,348,497	\$ 1,198,811	\$ 1,368,496	\$ 936,065	\$ 972,478	\$ 1,170,936
510018	BUTTE COUNTY	27600	Assigned	\$ 331,287	\$ 282,372	\$ 296,473	\$ 339,422	\$ 429,053	\$ 440,710	\$ 143,051	\$ 148,261	\$ 308,904
	BUTTE COUNTY Total			\$ 1,322,423	\$ 1,222,364	\$ 1,419,471	\$ 1,687,919	\$ 1,627,864	\$ 1,809,206	\$ 1,079,116	\$ 1,120,739	\$ 1,479,841
510020	CAMPBELL COUNTY	27400	Restricted	\$ 32,951	\$ 32,951	\$ 32,951	\$ 32,951					
510020	CAMPBELL COUNTY	27600	Assigned	\$ 423,929	\$ 405,901	\$ 568,813	\$ 498,102	\$ 608,234	\$ 816,008	\$ 824,126	\$ 572,656	\$ 500,428
	CAMPBELL COUNTY Total			\$ 456,879	\$ 438,852	\$ 601,764	\$ 531,053	\$ 608,234	\$ 816,008	\$ 824,126	\$ 572,656	\$ 500,428
510022	CHARLES MIX COUNTY	27400	Restricted					\$ 6,567				
510022	CHARLES MIX COUNTY	27600	Assigned	\$ 73,588	\$ 135,736	\$ 270,503	\$ 646,987	\$ 276,325	\$ 646,444	\$ 1,115,231	\$ 360,596	\$ 87,620
	CHARLES MIX COUNTY Total			\$ 73,588	\$ 135,736	\$ 270,503	\$ 646,987	\$ 276,325	\$ 653,011	\$ 1,115,231	\$ 360,596	\$ 87,620
510024	CLARK COUNTY	27400	Restricted	\$ 40,775	\$ 40,775							
510024	CLARK COUNTY	27600	Assigned	\$ 974,416	\$ 886,067	\$ 566,861	\$ 618,955	\$ 472,495	\$ 358,858	\$ 489,685	\$ 774,960	\$ 1,010,396
	CLARK COUNTY Total			\$ 1,015,191	\$ 926,842	\$ 566,861	\$ 618,955	\$ 472,495	\$ 358,858	\$ 489,685	\$ 774,960	\$ 1,010,396
510026	CLAY COUNTY	27600	Assigned	\$ 718,747	\$ 588,609	\$ 647,042	\$ 1,317,129	\$ 2,096,690	\$ 2,372,012	\$ 2,605,538	\$ 2,127,078	\$ 1,613,261
	CLAY COUNTY Total			\$ 718,747	\$ 588,609	\$ 647,042	\$ 1,317,129	\$ 2,096,690	\$ 2,372,012	\$ 2,605,538	\$ 2,127,078	\$ 1,613,261

EXHIBIT O-2

South Dakota Counties - Road & Bridge Fund - Fund Balances by County, Type & Year - 2011-2019

66 of 66 Counties

Entity	Entity	Acct	Account									
Number	Name	#	Description	2011	2012	2013	2014	2015	2016	2017	2018	2019
510028	CODINGTON COUNTY	27400	Restricted	\$ 691,737	\$ 691,737	\$ 962,872	\$ 485,993	\$ 842,878	\$ 239,156	\$ 10,412		
510028	CODINGTON COUNTY	27600	Assigned	\$ 1,922,028	\$ 2,085,211	\$ 2,844,011	\$ 3,706,793	\$ 4,677,080	\$ 5,110,524	\$ 5,005,651	\$ 5,636,262	\$ 5,305,873
	CODINGTON COUNTY Total			\$ 2,613,765	\$ 2,776,948	\$ 3,806,883	\$ 4,192,786	\$ 5,519,958	\$ 5,349,680	\$ 5,016,063	\$ 5,636,262	\$ 5,305,873
510030	CORSON COUNTY	27400	Restricted	\$ 306,433	\$ 423,226	\$ 449,099	\$ 250,716	\$ 294,571	\$ 200,380	\$ 780,633	\$ 303,590	\$ 665,930
510030	CORSON COUNTY	27600	Assigned	\$ 457,395	\$ 721,928	\$ 690,297	\$ 972,817	\$ 871,143	\$ 1,347,057	\$ 1,007,679	\$ 1,356,111	\$ 1,207,679
	CORSON COUNTY Total			\$ 763,828	\$ 1,145,154	\$ 1,139,396	\$ 1,223,533	\$ 1,165,713	\$ 1,547,438	\$ 1,788,312	\$ 1,659,701	\$ 1,873,609
510032	CUSTER COUNTY	27400	Restricted	\$ 1,812,634	\$ 1,784,390	\$ 1,109,244	\$ 741,829	\$ 918,223	\$ 494,917	\$ 107,995	\$ 119,067	\$ 21,232
510032	CUSTER COUNTY	27600	Assigned			\$ 212,773	\$ 227,699	\$ 1,310,633	\$ 1,319,737	\$ 1,330,811	\$ 1,199,275	\$ 636,298
	CUSTER COUNTY Total			\$ 1,812,634	\$ 1,784,390	\$ 1,322,018	\$ 969,528	\$ 2,228,855	\$ 1,814,654	\$ 1,438,806	\$ 1,318,342	\$ 657,530
510034	DAVISON COUNTY	27400	Restricted	\$ 629,354	\$ 413,364	\$ 379,050	\$ 348,514	\$ 210,097	\$ 175,423	\$ 140,509	\$ 99,842	\$ 3,363
510034	DAVISON COUNTY	27600	Assigned	\$ 93,324	\$ (309,964)	\$ 595,651	\$ 599,542	\$ 1,237,221	\$ 1,879,398	\$ 1,630,144	\$ 1,674,997	\$ 2,626,971
	DAVISON COUNTY Total			\$ 722,677	\$ 103,400	\$ 974,701	\$ 948,056	\$ 1,447,318	\$ 2,054,821	\$ 1,770,653	\$ 1,774,840	\$ 2,630,334
510036	DAY COUNTY	27400	Restricted	\$ 378,571	\$ 485,345	\$ 482,751	\$ 648,940	\$ 727,928	\$ 819,168	\$ 486,658	\$ 334,986	\$ 313
510036	DAY COUNTY	27600	Assigned	\$ 382,699	\$ 315,609	\$ 438,095	\$ 731,789	\$ 881,137	\$ 1,466,252	\$ 2,164,053	\$ 3,339,413	\$ 3,253,317
	DAY COUNTY Total			\$ 761,270	\$ 800,954	\$ 920,846	\$ 1,380,728	\$ 1,609,065	\$ 2,285,420	\$ 2,650,710	\$ 3,674,399	\$ 3,253,630
510038	DEUEL COUNTY	27400	Restricted	\$ 35,699	\$ 35,699	\$ 35,699	\$ 35,699	\$ 35,699	\$ 35,699	\$ 229,445	\$ 35,699	\$ 35,699
510038	DEUEL COUNTY	27600	Assigned	\$ 904,867	\$ 1,294,688	\$ 1,657,974	\$ 1,906,896	\$ 2,259,338	\$ 2,398,247	\$ 3,468,247	\$ 2,271,062	\$ 2,467,543
	DEUEL COUNTY Total			\$ 940,567	\$ 1,330,387	\$ 1,693,673	\$ 1,942,595	\$ 2,295,037	\$ 2,433,946	\$ 3,697,692	\$ 2,306,761	\$ 2,503,242
510040	DEWEY COUNTY	27400	Restricted	\$ 306,909	\$ 399,294	\$ 44,452	\$ 72,571	\$ 1,193,428	\$ 1,336,849	\$ 1,494,297	\$ 2,209,415	\$ 2,124,156
510040	DEWEY COUNTY	27600	Assigned			\$ 593,128	\$ 725,533	\$ 1,052,701	\$ 1,227,316	\$ 1,396,806	\$ 1,416,358	\$ 1,757,815
	DEWEY COUNTY Total			\$ 306,909	\$ 399,294	\$ 637,579	\$ 798,104	\$ 2,246,130	\$ 2,564,165	\$ 2,891,102	\$ 3,625,773	\$ 3,881,971
510042	DOUGLAS COUNTY	27400	Restricted				\$ 55,253					
510042	DOUGLAS COUNTY	27600	Assigned	\$ 305,491	\$ 76,297	\$ 7,486	\$ 257,830	\$ 740,198	\$ 764,434	\$ 804,254	\$ 737,353	\$ 671,360
	DOUGLAS COUNTY Total			\$ 305,491	\$ 76,297	\$ 7,486	\$ 313,083	\$ 740,198	\$ 764,434	\$ 804,254	\$ 737,353	\$ 671,360
510044	EDMUNDS COUNTY	27600	Assigned	\$ 880,674	\$ 474,089	\$ 827,997	\$ 1,045,698	\$ 1,410,008	\$ 1,513,206	\$ 1,351,384	\$ 1,160,415	\$ 1,401,341
	EDMUNDS COUNTY Total			\$ 880,674	\$ 474,089	\$ 827,997	\$ 1,045,698	\$ 1,410,008	\$ 1,513,206	\$ 1,351,384	\$ 1,160,415	\$ 1,401,341
510046	FALL RIVER COUNTY	27400	Restricted	\$ 356,232	\$ 549,955	\$ 468,693	\$ 10,339,748	\$ 1,928,664	\$ 1,599,799	\$ 2,215,114	\$ 1,911,350	\$ 2,349,850
510046	FALL RIVER COUNTY	27600	Assigned			\$ 263,725						
	FALL RIVER COUNTY Total			\$ 356,232	\$ 549,955	\$ 732,418	\$ 10,339,748	\$ 1,928,664	\$ 1,599,799	\$ 2,215,114	\$ 1,911,350	\$ 2,349,850
510048	FAULK COUNTY	27400	Restricted	\$ 25,242							\$ 18,211	\$ 31,795
510048	FAULK COUNTY	27600	Assigned	\$ 465,927	\$ 436,285	\$ 145,141	\$ 40,689	\$ (4,500)	\$ (162,377)	\$ 351,475	\$ 273,584	\$ 249,672
	FAULK COUNTY Total			\$ 491,169	\$ 436,285	\$ 145,141	\$ 40,689	\$ (4,500)	\$ (162,377)	\$ 351,475	\$ 291,795	\$ 281,466
510050	GRANT COUNTY	27400	Restricted									\$ 584,925
510050	GRANT COUNTY	27600	Assigned	\$ 386,338	\$ 460,665	\$ 275,051	\$ 59,681	\$ 109,991	\$ 499,803	\$ 107,705	\$ 114,514	\$ 60,843
	GRANT COUNTY Total			\$ 386,338	\$ 460,665	\$ 275,051	\$ 59,681	\$ 109,991	\$ 499,803	\$ 107,705	\$ 114,514	\$ 645,768
510052	GREGORY COUNTY	27400	Restricted	\$ 378,947	\$ 378,947	\$ 378,847	\$ 378,947	\$ 378,947	\$ 378,947	\$ 378,947	\$ 378,947	\$ 378,947
510052	GREGORY COUNTY	27600	Assigned	\$ 380,868	\$ 375,637	\$ 460,078	\$ 1,085,402	\$ 1,223,306	\$ 1,126,204	\$ 1,277,833	\$ 1,374,845	\$ 1,245,907
	GREGORY COUNTY Total			\$ 759,814	\$ 754,583	\$ 838,924	\$ 1,464,348	\$ 1,602,252	\$ 1,505,151	\$ 1,656,780	\$ 1,753,792	\$ 1,624,854
510054	HAAKON COUNTY	27400	Restricted	\$ 276,605	\$ 504,918	\$ 269,461	\$ 240,395	\$ 246,332	\$ 287,175	\$ 233,814	\$ 423,268	\$ 838,844
510054	HAAKON COUNTY	27600	Assigned	\$ (149,864)	\$ 10,235	\$ 247,287	\$ 620,934	\$ 872,287	\$ 886,063	\$ 1,065,386	\$ 1,339,386	\$ 1,813,386
	HAAKON COUNTY Total			\$ 126,741	\$ 515,152	\$ 516,748	\$ 861,329	\$ 1,118,619	\$ 1,173,239	\$ 1,299,200	\$ 1,762,654	\$ 2,652,230

EXHIBIT O-2

South Dakota Counties - Road & Bridge Fund - Fund Balances by County, Type & Year - 2011-2019

66 of 66 Counties

Entity	Entity	Acct	Account									
Number	Name	#	Description	2011	2012	2013	2014	2015	2016	2017	2018	2019
510056	HAMLIN COUNTY	27400	Restricted	\$ 517,897								
510056	HAMLIN COUNTY	27600	Assigned	\$ 1,173,948	\$ 1,955,767	\$ 1,409,660	\$ 993,086	\$ 1,030,570	\$ 1,267,628	\$ 2,077,239	\$ 1,931,533	\$ 1,766,736
	HAMLIN COUNTY Total			\$ 1,691,845	\$ 1,955,767	\$ 1,409,660	\$ 993,086	\$ 1,030,570	\$ 1,267,628	\$ 2,077,239	\$ 1,931,533	\$ 1,766,736
510058	HAND COUNTY	27600	Assigned	\$ 542,901	\$ 454,607	\$ 304,061	\$ 538,625	\$ 569,324	\$ 814,013	\$ 900,001	\$ 1,103,296	\$ 272,260
	HAND COUNTY Total			\$ 542,901	\$ 454,607	\$ 304,061	\$ 538,625	\$ 569,324	\$ 814,013	\$ 900,001	\$ 1,103,296	\$ 272,260
510060	HANSON COUNTY	27400	Restricted	\$ 67,894	\$ 67,894	\$ 67,894	\$ 67,894	\$ 67,894	\$ 67,894	\$ 67,894	\$ 67,894	\$ 299,990
510060	HANSON COUNTY	27600	Assigned	\$ 215,310	\$ 177,032	\$ 279,960	\$ 70,189	\$ 105,841	\$ 36,275	\$ 53,452	\$ 138,087	\$ 72,568
	HANSON COUNTY Total			\$ 283,205	\$ 244,926	\$ 347,854	\$ 138,084	\$ 173,736	\$ 104,169	\$ 121,347	\$ 205,981	\$ 372,558
510062	HARDING COUNTY	27300	Nonspendable	\$ 269,099	\$ 525,872	\$ 594,879	\$ 1,267,042	\$ 1,077,491	\$ 1,018,008	\$ 1,030,384	\$ 688,057	
510062	HARDING COUNTY	27400	Restricted	\$ 913,518	\$ 569,294	\$ 1,959,749	\$ 678,157	\$ 1,137,075	\$ 877,043	\$ 361,077	\$ 81,548	
510062	HARDING COUNTY	27600	Assigned		\$ 909,261		\$ 1,365,649	\$ 1,839,328	\$ 2,045,408	\$ 2,673,668	\$ 3,053,658	\$ 2,952,150
	HARDING COUNTY Total			\$ 1,182,617	\$ 2,004,427	\$ 2,554,628	\$ 3,310,849	\$ 4,053,894	\$ 3,940,459	\$ 4,065,129	\$ 3,823,263	\$ 2,952,150
510064	HUGHES COUNTY	27400	Restricted	\$ 638,451	\$ 220,045	\$ 220,045	\$ 224,652	\$ 226,817	\$ 320,846	\$ 261,394	\$ 189,520	\$ 92,467
510064	HUGHES COUNTY	27600	Assigned	\$ 11,479	\$ 1,336,623	\$ 1,265,600	\$ 1,323,398	\$ 1,794,100	\$ 2,471,558	\$ 2,818,080	\$ 2,929,331	\$ 2,132,895
	HUGHES COUNTY Total			\$ 649,930	\$ 1,556,667	\$ 1,485,645	\$ 1,548,050	\$ 2,020,917	\$ 2,792,404	\$ 3,079,474	\$ 3,118,850	\$ 2,225,362
510066	HUTCHINSON COUNTY	27400	Restricted		\$ 278,295	\$ 273,915	\$ 273,915	\$ 273,915	\$ 273,915	\$ 273,915	\$ 273,915	\$ 273,915
510066	HUTCHINSON COUNTY	27600	Assigned	\$ 765,113	\$ 401,930	\$ 868,553	\$ 663,178	\$ 1,673,483	\$ 520,619	\$ 648,386	\$ 613,142	\$ 730,934
	HUTCHINSON COUNTY Total			\$ 765,113	\$ 680,225	\$ 1,142,468	\$ 937,093	\$ 1,947,398	\$ 794,534	\$ 922,301	\$ 887,057	\$ 1,004,848
510068	HYDE COUNTY	27400	Restricted	\$ 410,264	\$ 448,536	\$ 408,155	\$ 536,537	\$ 446,718	\$ 504,675	\$ 559,635	\$ 251,787	\$ 486,697
510068	HYDE COUNTY	27600	Assigned			\$ (127,142)	\$ 87,000	\$ 115,095	\$ 87,000	\$ 64,870	\$ 374,380	\$ 64,870
	HYDE COUNTY Total			\$ 410,264	\$ 448,536	\$ 281,013	\$ 623,537	\$ 561,813	\$ 591,676	\$ 624,505	\$ 626,167	\$ 551,567
510070	JACKSON COUNTY	27400	Restricted	\$ 70,007		\$ 10,755	\$ 66,591	\$ 196,684	\$ 75,222	\$ 75,222	\$ 641,700	\$ 533,680
510070	JACKSON COUNTY	27600	Assigned	\$ 119,878	\$ 89,611	\$ 217,831	\$ 91,316	\$ 456,358	\$ 433,340	\$ 713,212	\$ 138,915	\$ 335,388
	JACKSON COUNTY Total			\$ 189,885	\$ 89,611	\$ 228,587	\$ 157,907	\$ 653,041	\$ 508,562	\$ 788,434	\$ 780,615	\$ 869,067
510072	JERAULD COUNTY	27400	Restricted			\$ 43,983		\$ 10,314	\$ 17,355	\$ 31,341	\$ 52,223	\$ 44,996
510072	JERAULD COUNTY	27600	Assigned	\$ 2,985	\$ 272,844	\$ 498,714	\$ 616,329	\$ 460,911	\$ 252,213	\$ 283,374	\$ 120,482	\$ 223,336
	JERAULD COUNTY Total			\$ 2,985	\$ 272,844	\$ 542,697	\$ 616,329	\$ 471,225	\$ 269,569	\$ 314,715	\$ 172,705	\$ 268,332
510074	JONES COUNTY	27400	Restricted	\$ 361,349	\$ 414,256	\$ 441,012	\$ 441,849	\$ 466,729	\$ 391,518	\$ 142,530	\$ 199,095	\$ 994,114
510074	JONES COUNTY	27600	Assigned	\$ 630,663	\$ 738,967	\$ 828,449	\$ 1,056,312	\$ 1,302,622	\$ 1,152,397	\$ 1,482,669	\$ 1,482,397	\$ 583,124
	JONES COUNTY Total			\$ 992,012	\$ 1,153,222	\$ 1,269,462	\$ 1,498,161	\$ 1,769,351	\$ 1,543,915	\$ 1,625,200	\$ 1,681,492	\$ 1,577,238
510076	KINGSBURY COUNTY	27600	Assigned	\$ 908,290	\$ 1,042,176	\$ 1,321,684	\$ 1,510,984	\$ 1,728,567	\$ 1,221,966	\$ 719,680	\$ 281,659	\$ 1,219,543
	KINGSBURY COUNTY Total			\$ 908,290	\$ 1,042,176	\$ 1,321,684	\$ 1,510,984	\$ 1,728,567	\$ 1,221,966	\$ 719,680	\$ 281,659	\$ 1,219,543
510078	LAKE COUNTY	27600	Assigned	\$ 320,658	\$ 303,003	\$ 534,535	\$ 548,325	\$ 514,251	\$ 123,199	\$ 230,635	\$ 790,482	\$ 821,288
	LAKE COUNTY Total			\$ 320,658	\$ 303,003	\$ 534,535	\$ 548,325	\$ 514,251	\$ 123,199	\$ 230,635	\$ 790,482	\$ 821,288
510080	LAWRENCE COUNTY	27400	Restricted	\$ 4,299,817	\$ 2,791,407	\$ 2,606,252	\$ 2,436,411	\$ 1,905,551	\$ 1,443,607	\$ 711,178	\$ 511,765	\$ 205,168
510080	LAWRENCE COUNTY	27600	Assigned	\$ 956,817	\$ 2,026,995	\$ 2,293,811	\$ 3,316,103	\$ 5,154,247	\$ 6,397,658	\$ 7,345,115	\$ 8,225,990	\$ 7,920,587
	LAWRENCE COUNTY Total			\$ 5,256,635	\$ 4,818,402	\$ 4,900,063	\$ 5,752,514	\$ 7,059,798	\$ 7,841,266	\$ 8,056,293	\$ 8,737,756	\$ 8,125,755
510082	LINCOLN COUNTY	27400	Restricted	\$ 504,293	\$ 504,293	\$ 504,293	\$ 504,293	\$ 504,293	\$ 405,316	\$ 405,316	\$ 405,316	\$ 890,532
510082	LINCOLN COUNTY	27600	Assigned	\$ 245,758	\$ 442,843	\$ 1,069,496	\$ 995,664	\$ 1,306,636	\$ 515,813	\$ 612,726	\$ 347,400	\$ 1,465,060
	LINCOLN COUNTY Total			\$ 750,051	\$ 947,136	\$ 1,573,789	\$ 1,499,958	\$ 1,810,930	\$ 921,129	\$ 1,018,043	\$ 752,716	\$ 2,355,592

EXHIBIT O-2

South Dakota Counties - Road & Bridge Fund - Fund Balances by County, Type & Year - 2011-2019

66 of 66 Counties

Entity	Entity	Acct	Account									
Number	Name	#	Description	2011	2012	2013	2014	2015	2016	2017	2018	2019
510084	LYMAN COUNTY	27400	Restricted	\$ 377,949	\$ 251,935	\$ 373,832	\$ 416,212	\$ 532,904	\$ 382,859	\$ 379,108	\$ 803,884	
510084	LYMAN COUNTY	27600	Assigned	\$ 381,753	\$ 567,545	\$ 376,896	\$ 407,966	\$ 943,218	\$ 1,124,370	\$ 1,127,303	\$ 1,143,814	\$ 772,298
	LYMAN COUNTY Total			\$ 759,702	\$ 819,480	\$ 750,727	\$ 824,178	\$ 1,476,122	\$ 1,507,229	\$ 1,506,411	\$ 1,947,698	\$ 772,298
510086	MARSHALL COUNTY	27400	Restricted	\$ 15,884	\$ 75,884	\$ 15,884	\$ 195,884	\$ 15,884	\$ 15,884	\$ 15,884	\$ 15,884	\$ 217,900
510086	MARSHALL COUNTY	27600	Assigned	\$ 7,244	\$ 55,706	\$ 250,268	\$ 496,546	\$ 1,412,775	\$ 1,128,699	\$ 1,354,834	\$ 1,573,730	\$ 1,354,834
	MARSHALL COUNTY Total			\$ 23,127	\$ 131,590	\$ 266,151	\$ 692,430	\$ 1,428,659	\$ 1,144,583	\$ 1,370,718	\$ 1,589,613	\$ 1,572,734
510088	MCCOOK COUNTY	27400	Restricted	\$ 3,963	\$ 2,557	\$ 2,610						
510088	MCCOOK COUNTY	27600	Assigned	\$ 473,500	\$ 743,500		\$ 382,326	\$ 1,252,986	\$ 1,695,860	\$ 3,352,491	\$ 3,870,559	\$ 3,765,446
	MCCOOK COUNTY Total			\$ 477,463	\$ 746,057	\$ 2,610	\$ 382,326	\$ 1,252,986	\$ 1,695,860	\$ 3,352,491	\$ 3,870,559	\$ 3,765,446
510090	MCPHERSON COUNTY	27400	Restricted	\$ 332,741	\$ 480,338	\$ 283,999	\$ 281,650	\$ 278,566	\$ 270,998	\$ 183,610	\$ 169,235	\$ 72,677
510090	MCPHERSON COUNTY	27600	Assigned	\$ (226,128)		\$ 345,566	\$ 326,097	\$ 645,393	\$ 452,011	\$ 133,282	\$ 323,971	\$ 353,552
	MCPHERSON COUNTY Total			\$ 106,613	\$ 480,338	\$ 629,565	\$ 607,747	\$ 923,958	\$ 723,009	\$ 316,892	\$ 493,206	\$ 426,229
510092	MEADE COUNTY	27400	Restricted	\$ 1,096,909	\$ 1,001,930	\$ 755,052	\$ 605,065	\$ 480,015	\$ 480,015	\$ 480,015	\$ 480,015	\$ 121,888
510092	MEADE COUNTY	27600	Assigned	\$ 148,559	\$ 195,868	\$ 531,096	\$ 876,741	\$ 890,938	\$ 954,255	\$ 1,587,631	\$ 1,301,940	\$ 1,145,340
	MEADE COUNTY Total			\$ 1,245,469	\$ 1,197,798	\$ 1,286,148	\$ 1,481,806	\$ 1,370,953	\$ 1,434,270	\$ 2,067,646	\$ 1,781,955	\$ 1,267,228
510094	MELLETT COUNTY	27400	Restricted	\$ 494,317	\$ 715,417	\$ 673,217	\$ 663,567	\$ 738,283	\$ 519,495	\$ 404,568	\$ 350,516	\$ 411,707
	MELLETT COUNTY Total			\$ 494,317	\$ 715,417	\$ 673,217	\$ 663,567	\$ 738,283	\$ 519,495	\$ 404,568	\$ 350,516	\$ 411,707
510096	MINER COUNTY	27600	Assigned	\$ 461,643	\$ 487,132	\$ 518,477	\$ 287,344	\$ 806,035	\$ 1,327,125	\$ 1,032,397	\$ 846,571	\$ 617,532
	MINER COUNTY Total			\$ 461,643	\$ 487,132	\$ 518,477	\$ 287,344	\$ 806,035	\$ 1,327,125	\$ 1,032,397	\$ 846,571	\$ 617,532
510098	MINNEHAHA COUNTY	27300	Nonspendable	\$ 710,524	\$ 663,727	\$ 676,274	\$ 660,720	\$ 528,350	\$ 554,453	\$ 466,843	\$ 500,758	\$ 652,038
510098	MINNEHAHA COUNTY	27400	Restricted	\$ 5,550,909	\$ 6,461,912	\$ 6,116,455	\$ 6,929,018	\$ 10,323,546	\$ 6,737,093	\$ 7,866,930	\$ 9,437,864	\$ 10,450,471
	MINNEHAHA COUNTY Total			\$ 6,261,433	\$ 7,125,638	\$ 6,792,728	\$ 7,589,738	\$ 10,851,896	\$ 7,291,546	\$ 8,333,773	\$ 9,938,622	\$ 11,102,509
510100	MOODY COUNTY	27400	Restricted	\$ 108,340	\$ 108,340	\$ 108,340	\$ 108,340	\$ 582,867	\$ 207,340	\$ 108,340	\$ 108,340	\$ 108,340
510100	MOODY COUNTY	27600	Assigned	\$ 613,336	\$ 796,928	\$ 957,317	\$ 1,211,843	\$ 1,711,670	\$ 1,136,893	\$ 2,151,362	\$ 1,553,089	\$ 1,756,470
	MOODY COUNTY Total			\$ 721,676	\$ 905,269	\$ 1,065,657	\$ 1,320,184	\$ 2,294,537	\$ 1,344,233	\$ 2,259,703	\$ 1,661,430	\$ 1,864,811
520112	OGLALA LAKOTA COUNTY	27400	Restricted	\$ 261,510	\$ 320,087	\$ 418,175	\$ 571,163	\$ 1,647,921	\$ 1,740,099	\$ 1,704,493	\$ 1,775,134	\$ 1,794,691
520112	OGLALA LAKOTA COUNTY	27600	Assigned							\$ 37,378	\$ 46,552	
	OGLALA LAKOTA COUNTY Total			\$ 261,510	\$ 320,087	\$ 418,175	\$ 571,163	\$ 1,647,921	\$ 1,740,099	\$ 1,741,871	\$ 1,821,686	\$ 1,794,691
510102	PENNINGTON COUNTY	27300	Nonspendable	\$ 1,197,917	\$ 1,221,324	\$ 1,178,235	\$ 1,441,589	\$ 1,313,642	\$ 917,834	\$ 892,492	\$ 1,217,431	\$ 1,060,380
510102	PENNINGTON COUNTY	27400	Restricted	\$ 5,693,725	\$ 5,674,994	\$ 2,819,496	\$ 1,335,686	\$ 1,902,555	\$ 2,524,664	\$ 3,755,085	\$ 5,063,146	\$ 6,530,751
510102	PENNINGTON COUNTY	27600	Assigned	\$ 4,942,436	\$ 6,457,998	\$ 8,554,480	\$ 10,507,063	\$ 11,739,719	\$ 12,052,387	\$ 10,928,476	\$ 10,930,471	\$ 10,964,423
	PENNINGTON COUNTY Total			\$ 11,834,077	\$ 13,354,316	\$ 12,552,211	\$ 13,284,339	\$ 14,955,916	\$ 15,494,885	\$ 15,576,052	\$ 17,211,048	\$ 18,555,554
510104	PERKINS COUNTY	27400	Restricted	\$ 16,894	\$ 594,258	\$ 115,201	\$ 103,996	\$ 172,698	\$ 173,656	\$ 204,777	\$ 261,359	\$ 198,463
510104	PERKINS COUNTY	27600	Assigned	\$ 895,348	\$ 1,248,402	\$ 1,011,932	\$ 682,657	\$ 552,547	\$ 469,815	\$ 340,960	\$ 385,546	\$ 253,436
	PERKINS COUNTY Total			\$ 912,242	\$ 1,842,659	\$ 1,127,133	\$ 786,653	\$ 725,245	\$ 643,471	\$ 545,736	\$ 646,905	\$ 451,899
510106	POTTER COUNTY	27400	Restricted	\$ 126,793	\$ 126,793	\$ 126,793	\$ 126,793	\$ 126,793		\$ 412,443	\$ 412,443	\$ 776,562
510106	POTTER COUNTY	27600	Assigned	\$ 495,388	\$ 539,340	\$ 595,393	\$ 375,604	\$ 363,888	\$ 343,016	\$ (299,265)	\$ (15,126)	\$ 380,037
	POTTER COUNTY Total			\$ 622,182	\$ 666,133	\$ 722,186	\$ 502,397	\$ 490,681	\$ 343,016	\$ 113,178	\$ 397,317	\$ 1,156,600

