A light-colored map of South Dakota serves as the background for the title. The map shows major cities, towns, and counties, with several orange diamond-shaped markers placed along major transportation routes. The text is overlaid on the western and central parts of the map.

**South Dakota**  
**Department of Transportation**  
**Joint Appropriations Committee**  
**JANUARY 2023**

# SDDOT

Joel Jundt - Secretary of Transportation

Kellie Beck – Director of Finance & Management

Mike Behm – Director of Planning & Engineering

Craig Smith – Director of Operations





# SDDOT Overview

## DISCUSSION OUTLINE

Services Provided

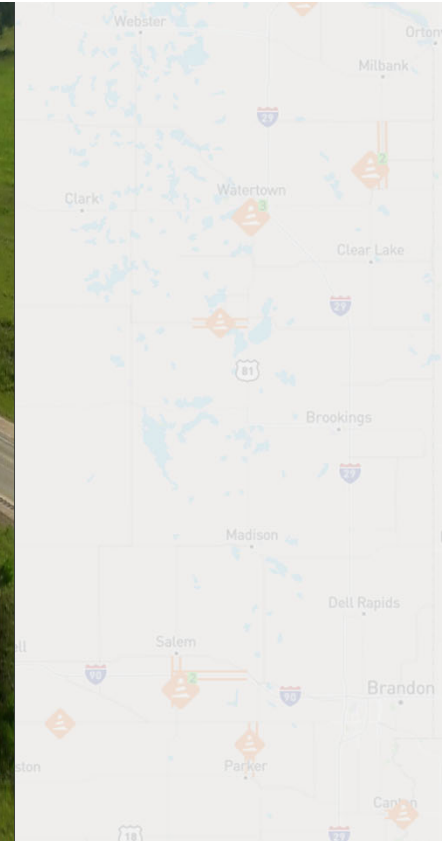
Workforce

Revenue / Funding

Budget

Challenges

# Services Provided





# SDDOT Strategic Plan

**Mission:** To efficiently provide a safe and effective public transportation system

**Vision:** Better lives through better transportation by being the best.

# SDDOT STRATEGIC OBJECTIVES



SAFETY

**Everyone Home Safe Everyday**



WORKFORCE

**Value All Team Members**



SERVICE

**Provide Excellent Services**



PROCESSES

**Continually Improve**



ASSETS

**Provide the Best Transportation  
System and Assets**

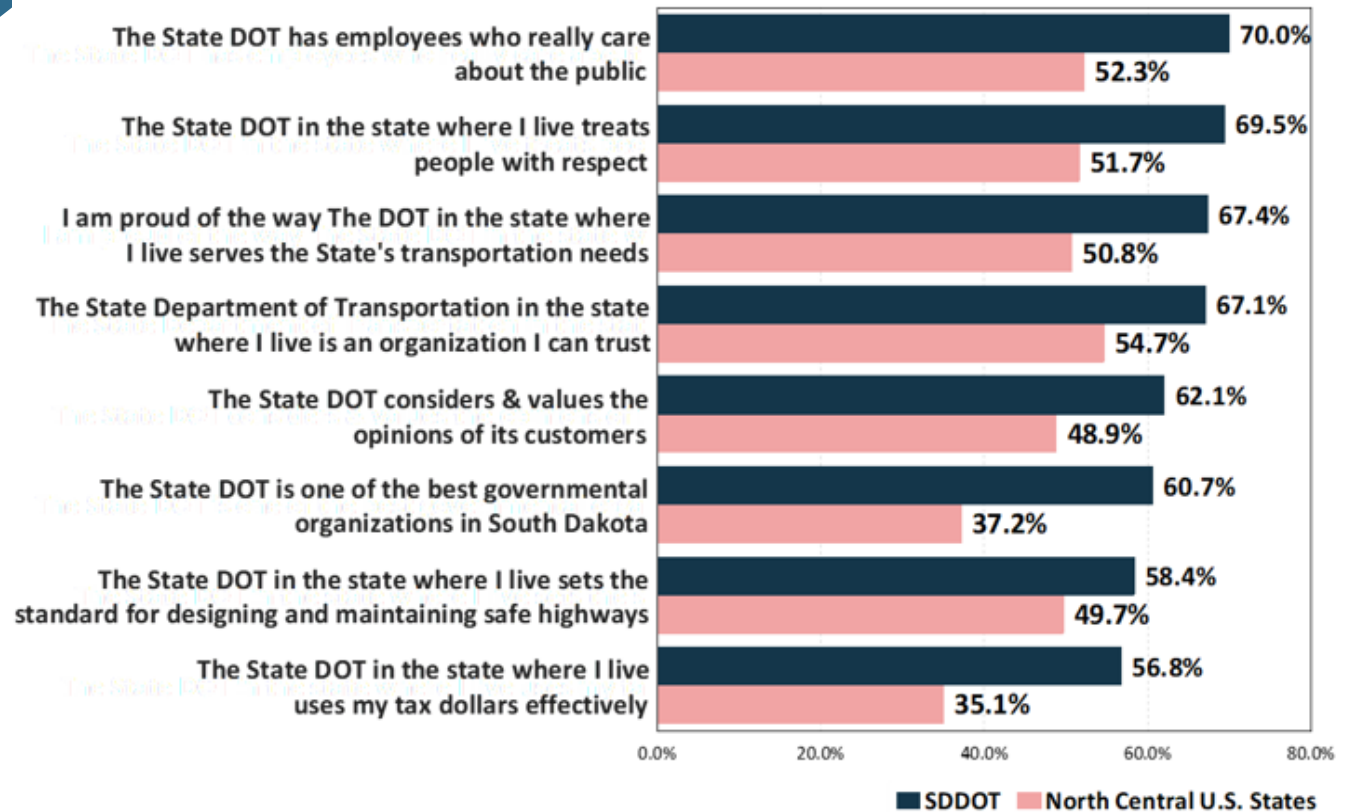
# Customer Satisfaction



## Benchmarks: SDDOT v. North Central U.S. States

### Level of Agreement With Other Various Statements

by the sum percentage of respondents that either *strongly agree* or *agree* with the statement  
(excluding *don't know* responses)



# Boards and Commissions

- **Transportation Commission**
- **Aeronautics Commission**
- **Railroad Board and Railroad Authority**



# Investment Into State Highways

## Setting the Groundwork

- Research
- Planning
- Inventory
- Public Involvement

# Developing Projects



# Statewide Transportation Improvement Program



**SD  
DOT**

**2023 - 2026 STIP**  
STATEWIDE TRANSPORTATION  
IMPROVEMENT PROGRAM

SOUTH DAKOTA  
DEPARTMENT OF  
TRANSPORTATION

*Sorted by County - Prepared By: Division of Planning & Engineering, Office of Project Development - 700 E Broadway Ave. Pierre, SD 57501*

# Investment Into State Highways

## Preparation for Construction

- Scoping
- Survey
- Design
- Utilities
- Public Involvement
- Environmental Clearances
- Right-of-Way Acquisition
- Bid Letting & Approval of Award  
– Transportation Commission



# Construction




- Project Management
- Material Testing
- Quality Control Inspections
- Administering Contracts
- Public Outreach and Relations



# Maintenance and Operations



- Winter Maintenance
- Traveler Information
- Pavement Preservation
- Roadside Maintenance
- Pavement Marking / Signing
- Drainage / Culverts
- Bridge Preservation
- Emergency Response



# Equipment Fleet



- 5,712 Total Pieces
- \$209M Total Value
- 406 Plow Trucks
- 23 Tow Plows
- 22 Graders w/ Vplows



# Buildings and Facilities



- 398 Total Buildings
- 87 Shops / Labs
- 11 Offices
- 36 Cold Storage
- 81 Storage Sheds
- 24 Rest Area and Port Of Entry





# December 2022 Blizzards



SD DOT

CACTUS FLATS | Dec. 13-16, 2022



SD DOT

VIVIAN | Dec. 15, 2022



SD DOT


Yankton Area on S.D. Highway 49 - Dec. 17, 2022  
Note the "No Passing Zone" sign for snow depth



SD DOT

MURDO - Dec. 17, 2022

# December 2022 Blizzard Rescues and Kudos



# December 2022 Blizzards Social Media and SD511



**2,986,912** People Reached via Facebook  
**1,378,563** Impressions Via Twitter  
**5,694** Impressions Via LinkedIn  
**3,785** People Reached via Instagram

**1,401,146** Unique Users on Facebook  
**78,667** Engagements on Twitter  
**14,737** Shares on Facebook  
**10,476** New Facebook Followers

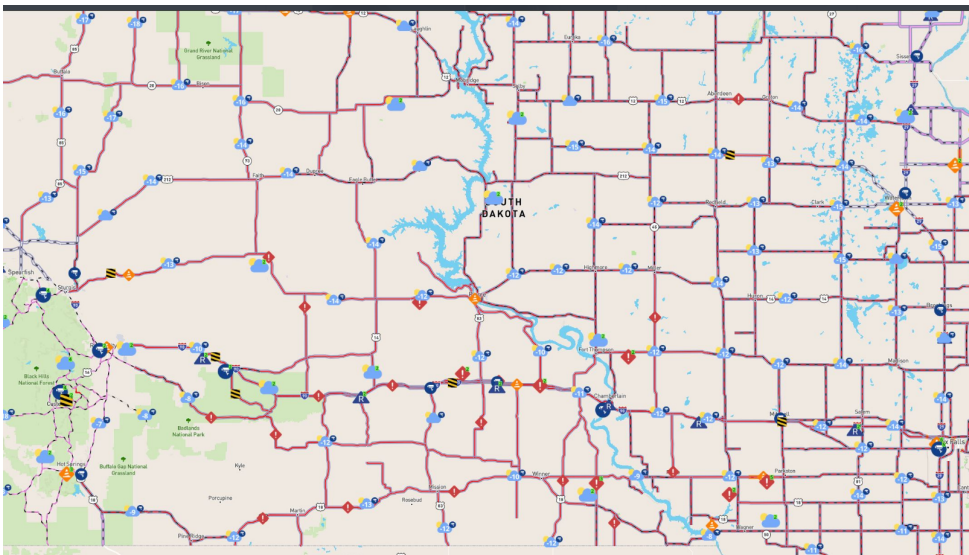
**4,374,954**  
**People Reached Via Social Media Platforms!**

Stats are from the 50 posts published during the severe winter weather storms.



Report was created on 1/4/2023 at 3:05 p.m. MT. Total reach is the left column stats added together.

**SD DOT**  
**Winter Storms**  
**Social Outreach Statistics**  
 Dec. 12 - Dec 18, 2022,  
 Dec. 21 - Dec. 24, 2022 & Jan. 2 - Jan. 4, 2023



**SD DOT** @SouthDakotaDOT · Dec 23

- OPENED: I-90 (westbound ONLY) from Murdo to Wall has been reopened. Wall to Rapid City (westbound ONLY) opened this morning.
- CLOSURE: I-90: (eastbound ONLY) from Sioux Falls (Exit 402) to Minnesota state line has been closed.

Read the full update: [dot.sd.gov/blog/2820/inte...](https://dot.sd.gov/blog/2820/inte...)

27.6K 10 22 39

**SD DOT** South Dakota Department of Transportation · 5d

Additional sections of Interstate 90 have been reopened this afternoon, Friday, Dec. 23, 2022.

- OPENED: I-90 (eastbound and westbound) is open from Rapid City to Murdo.
- OPENED: I-90 (eastbound and westbound) from Murdo to Mitchell is open as of 4 p.m. (CT) on Friday, Dec. 23, 2022. ... See more

297 59 comments 262 shares

# Other Modes of Transportation



**PUBLIC TRANSIT**



**AIRPORT/  
AERONAUTICS**



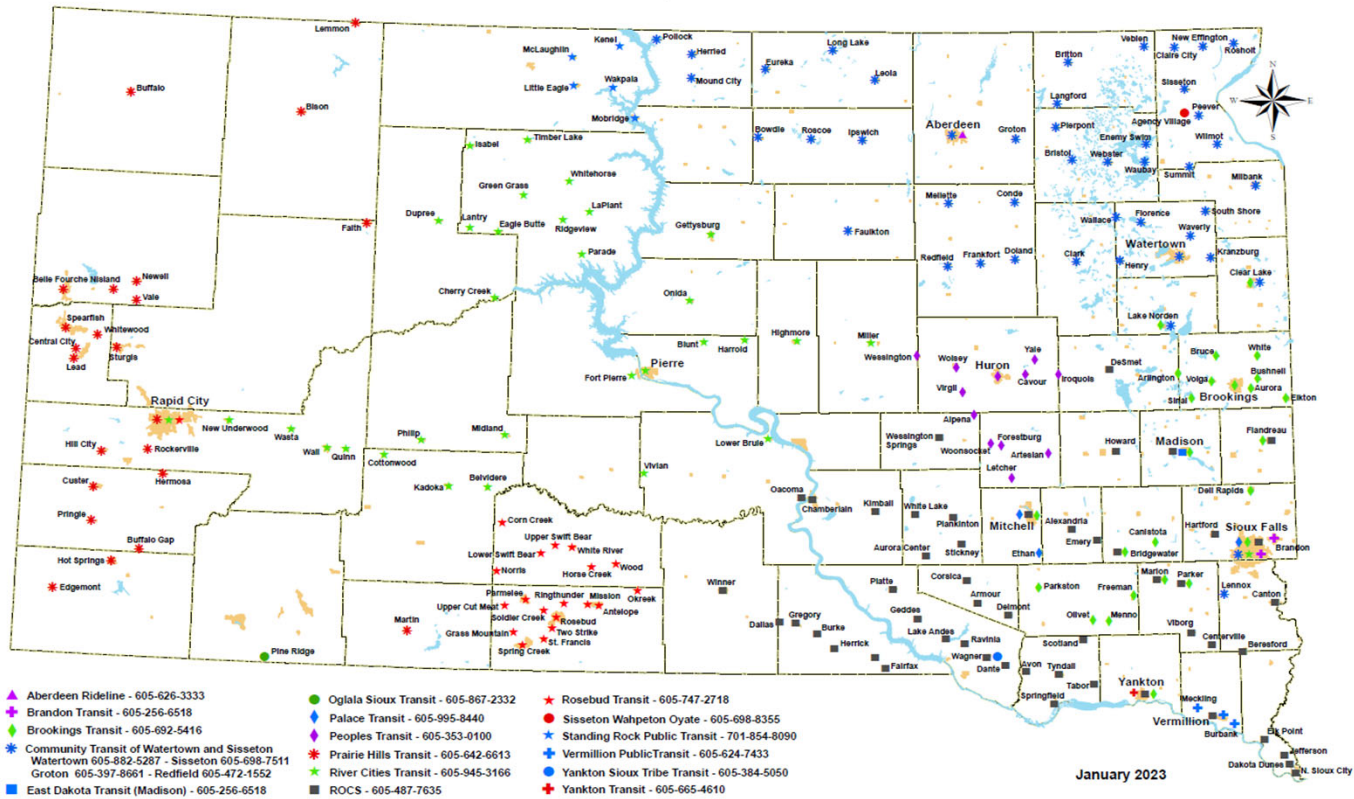
**STATE OWNED  
RAILROADS**

# Public Transit



# SD Public Transit Network

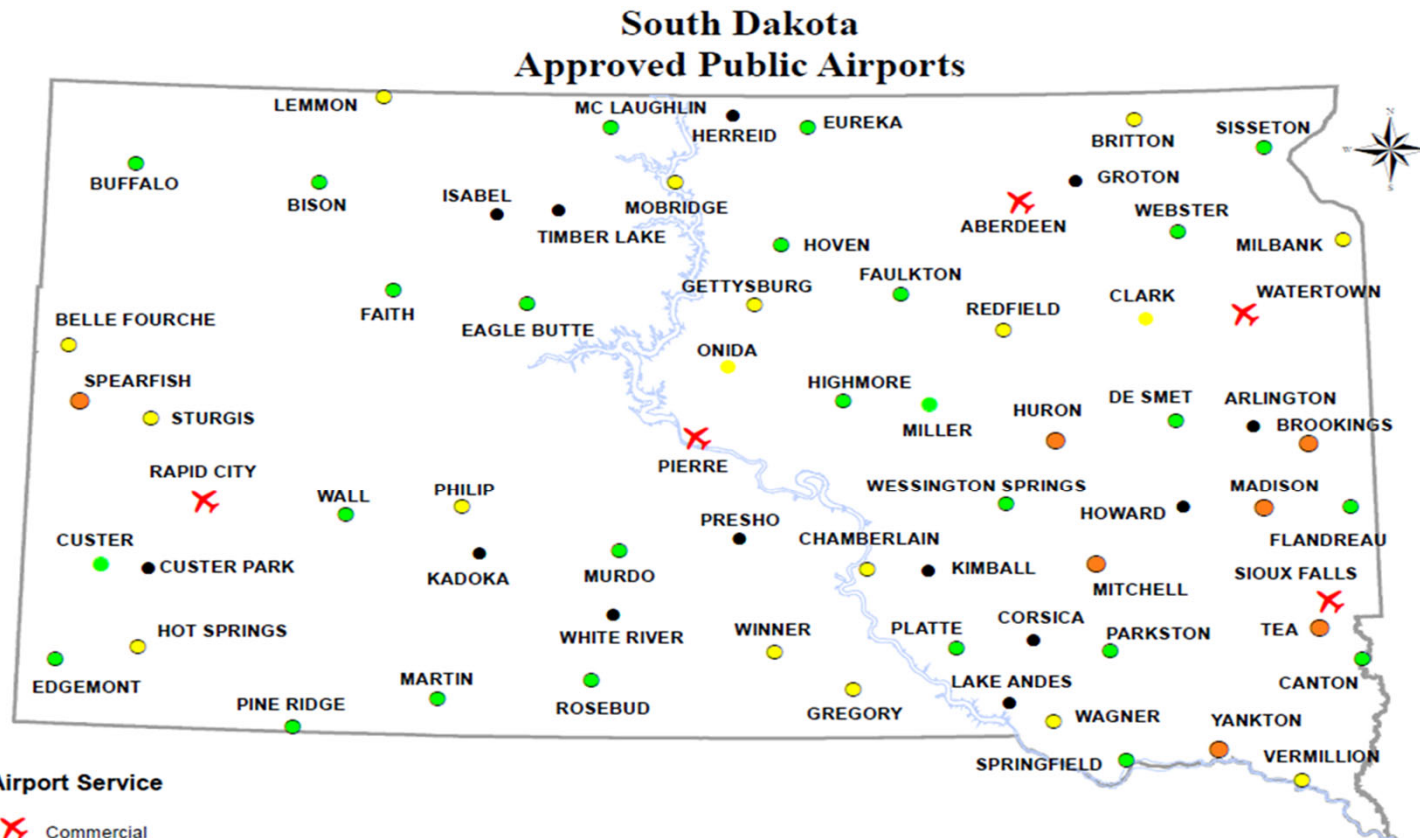
## South Dakota Communities Served By Rural and Tribal Transit Providers








# Aeronautics



# South Dakota Public Airports



**Airport Service**

-  Commercial
-  Large general aviation
-  Medium general aviation
-  Small general aviation
-  Basic/turf

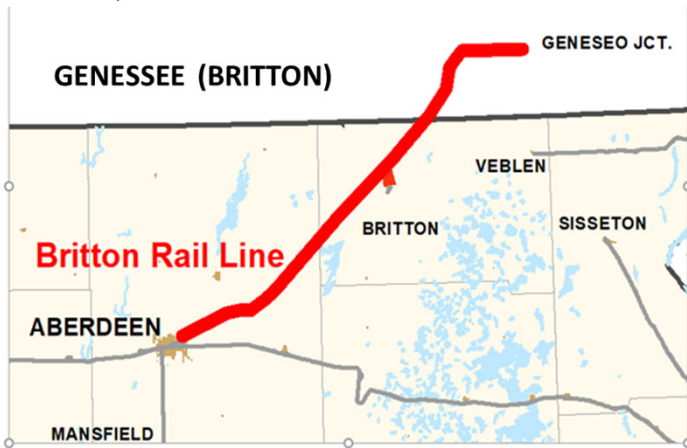
South Dakota Department of Transportation  
Office of Air, Rail and Transit  
December 30, 2020



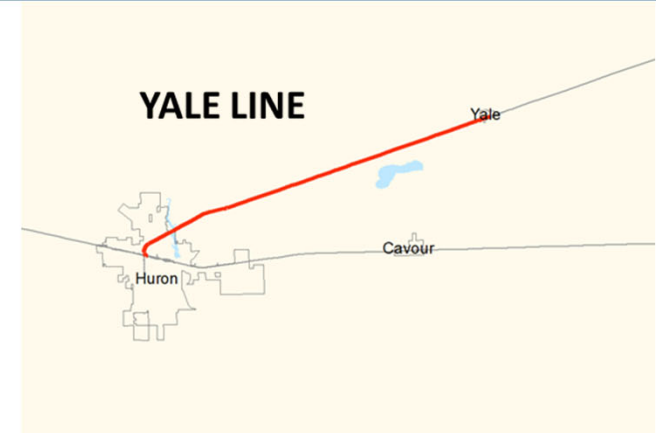
# State Owned Railroads



# South Dakota Railroad Lines Still Under State Ownership



**NAPA TO  
PLATTE LINE**



# Workforce



# DOT Workforce

Full time benefited employees 979

Part time benefited employees 5

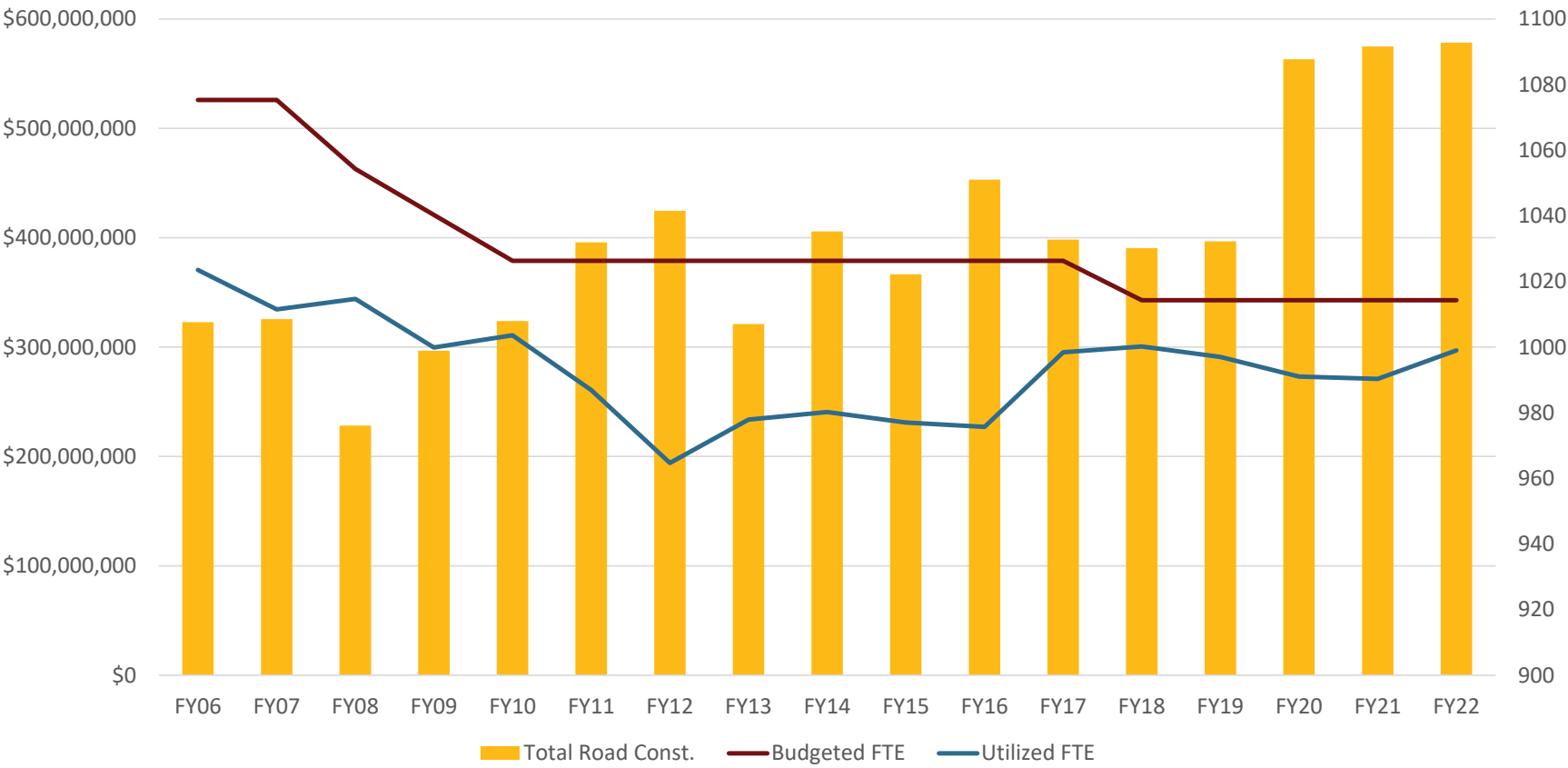
Seasonal non-benefited employees 124

Temporary non-benefited employees 0

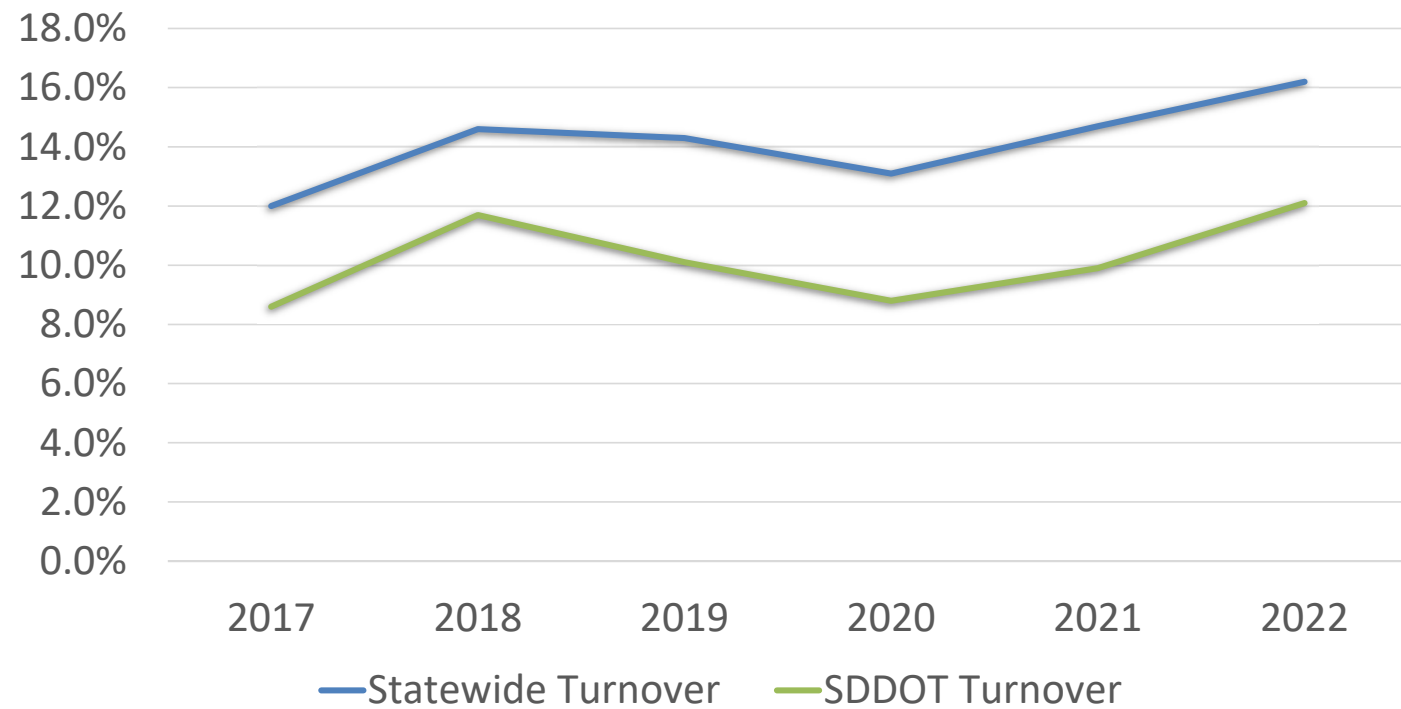
Total of 1108

**SDDOT: WORKFORCE(FULL TIME & SEASONAL)**

# Construction Expenditures Compared To FTE

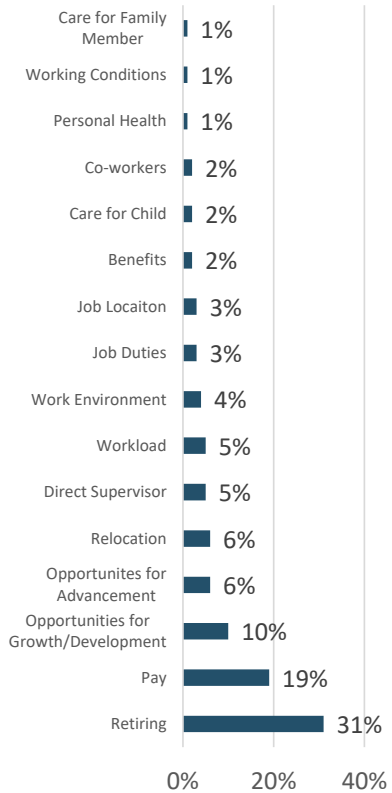


# Workforce

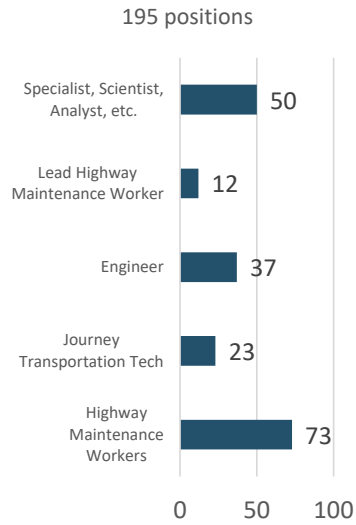


# SDDOT: TURNOVER STATISTICS

## Reason for Leaving




## Class Title



## Generation

Generation	#	%
1946 to 1964	67	38%
1965 to 1981	41	23%
1982 to 2004	68	39%
<b>Total</b>	<b>176</b>	<b>100%</b>

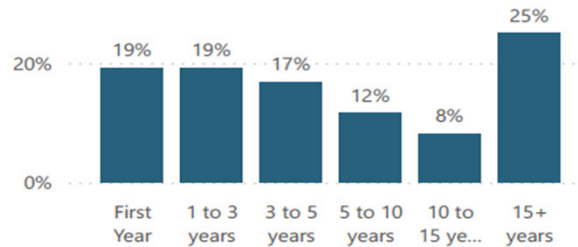
## Gender



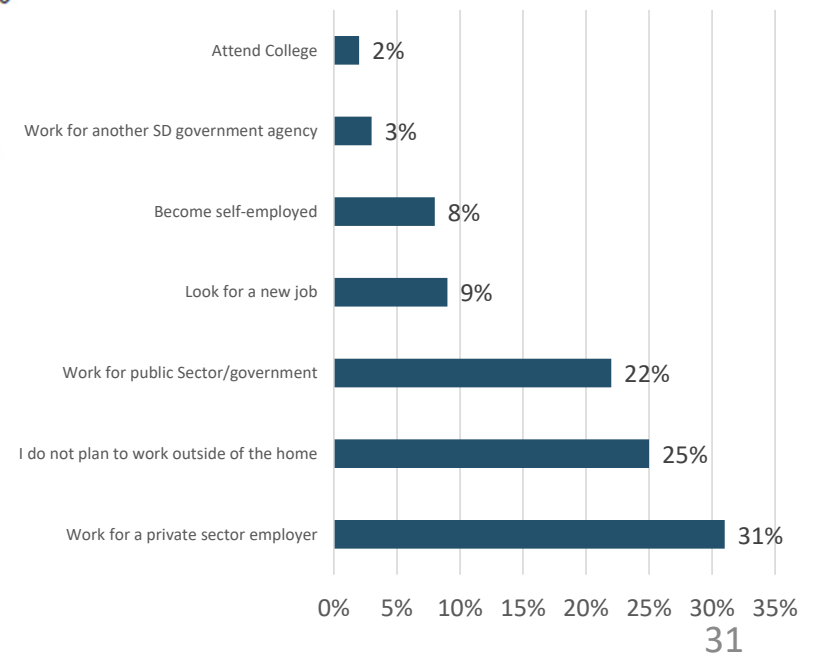
## Where Employees Left



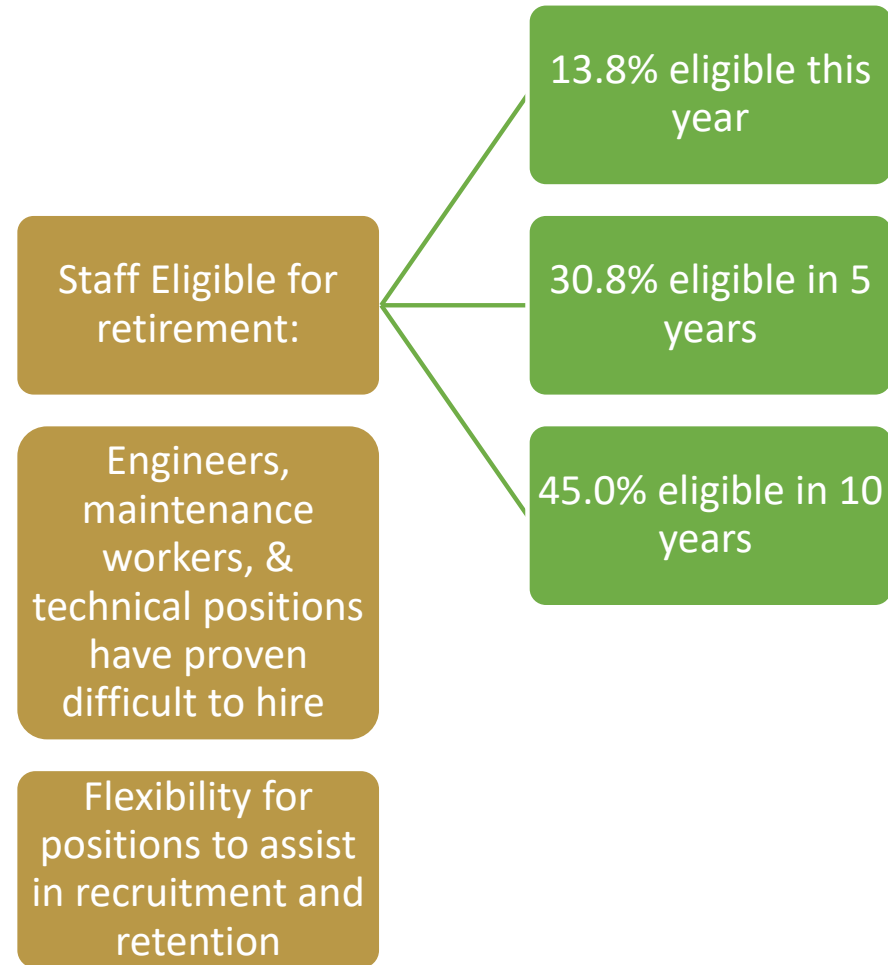
## When Employees Left



## Where Employees went



# SDDOT: RECRUIT & RETAIN DIFFICULTIES

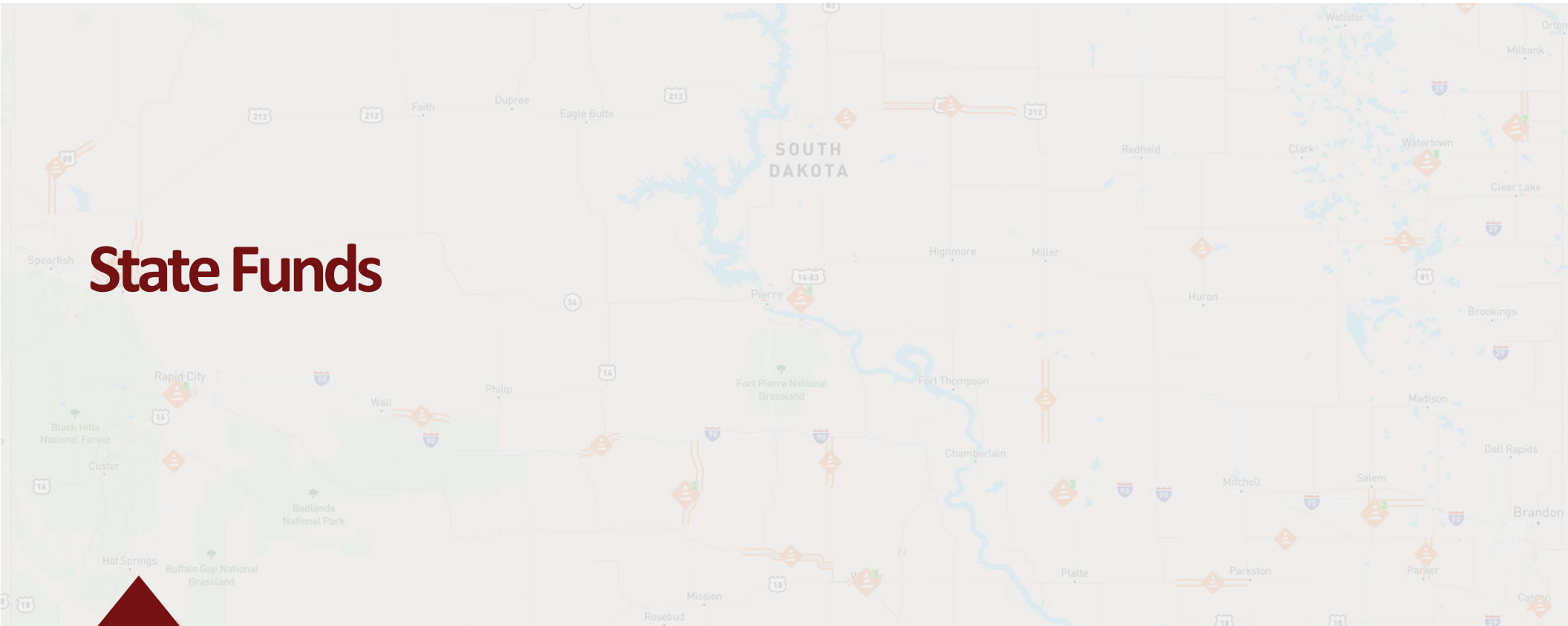




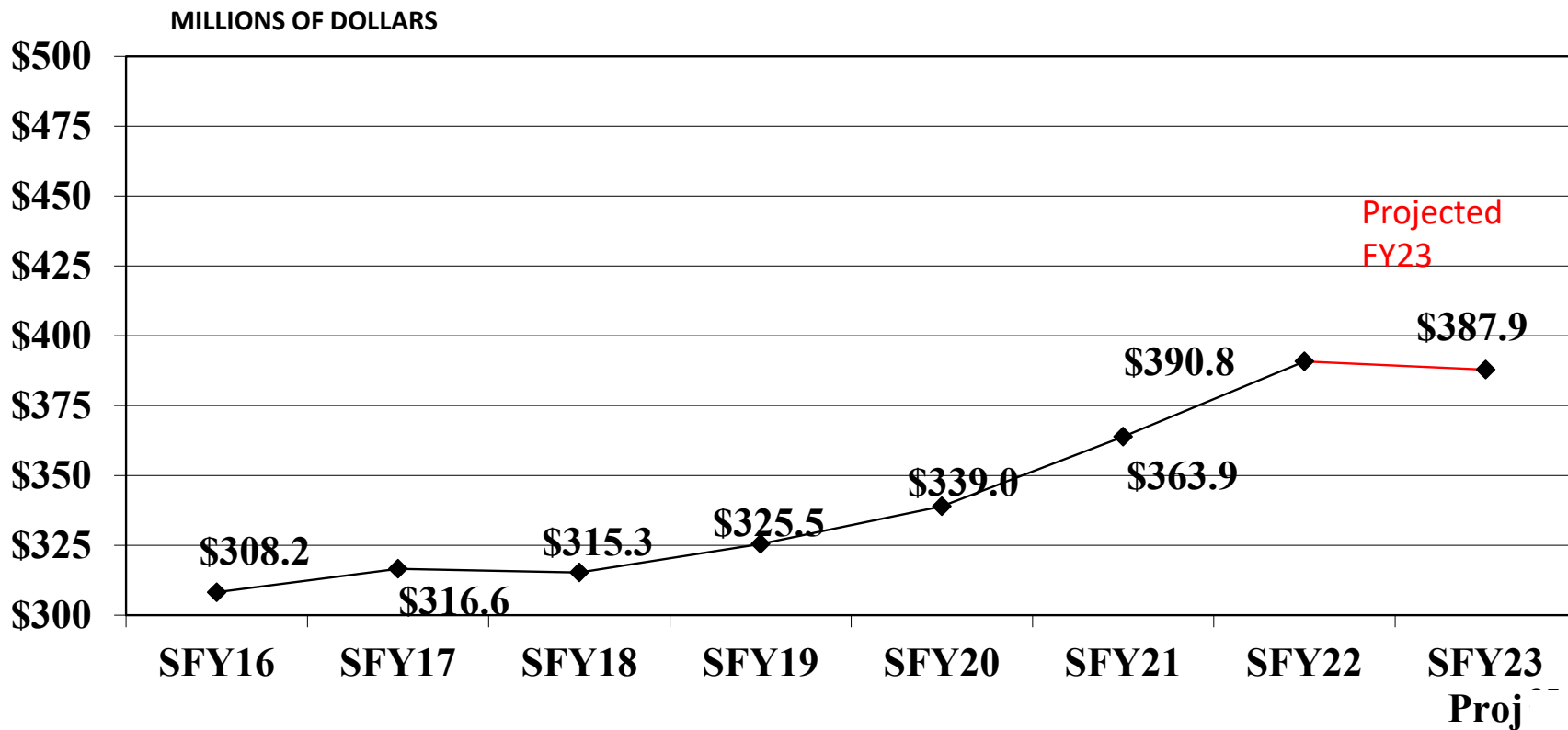
# Revenue / Funding



# State Funds

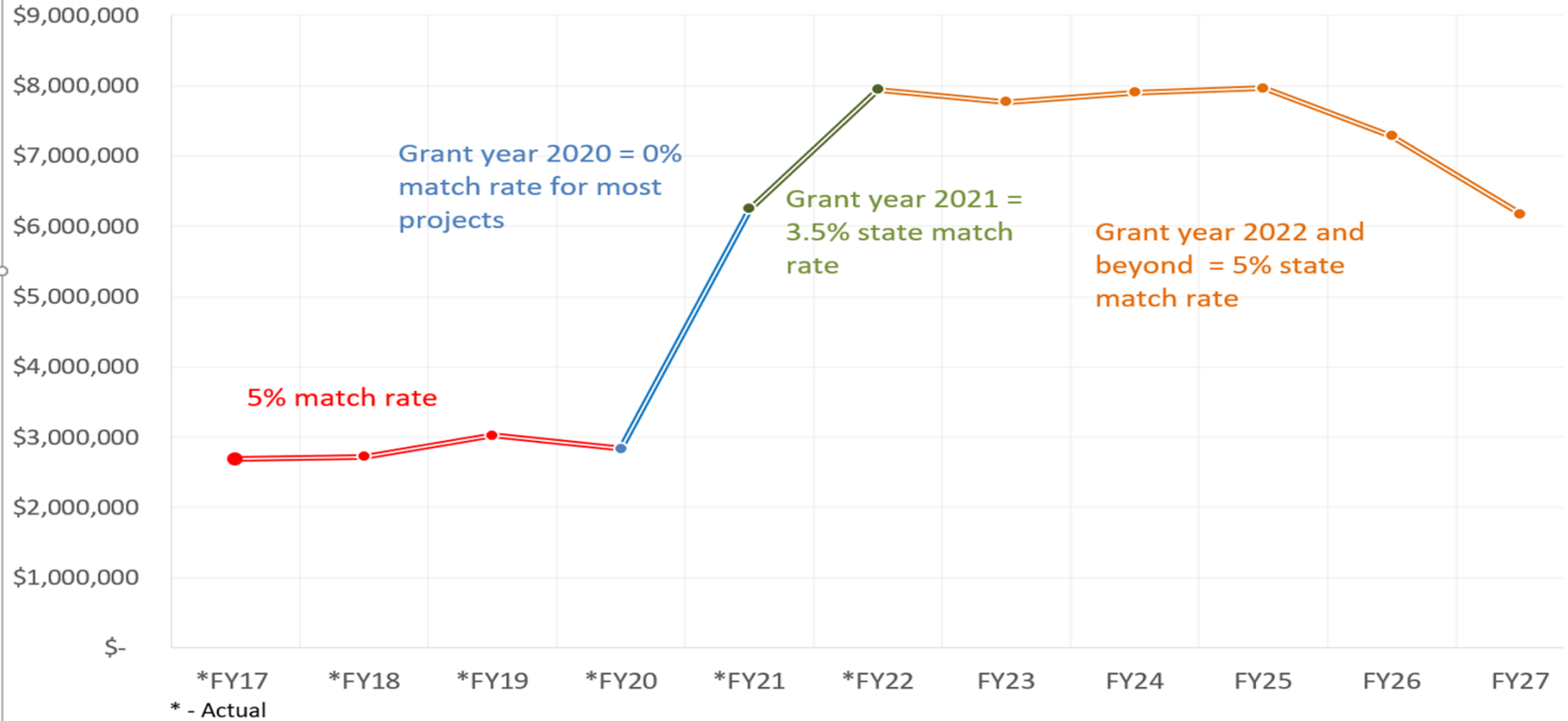


# TOTAL STATE HIGHWAY FUND REVENUES SFY2016 – SFY2022 COLLECTIONS



# STATE AERONAUTICS FUND

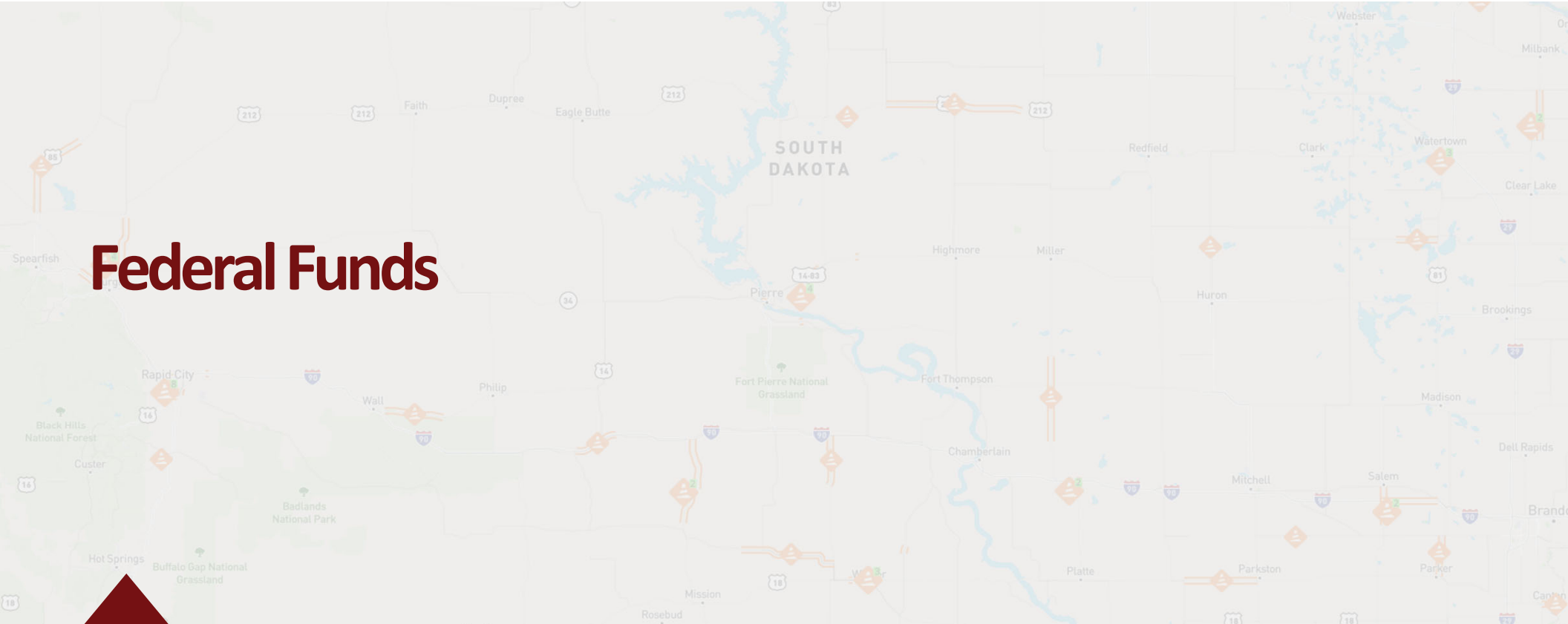
## AERONAUTICS FUND PROJECTIONS EXCLUDING CITY ALLOCATION



# State Investment Into Transportation

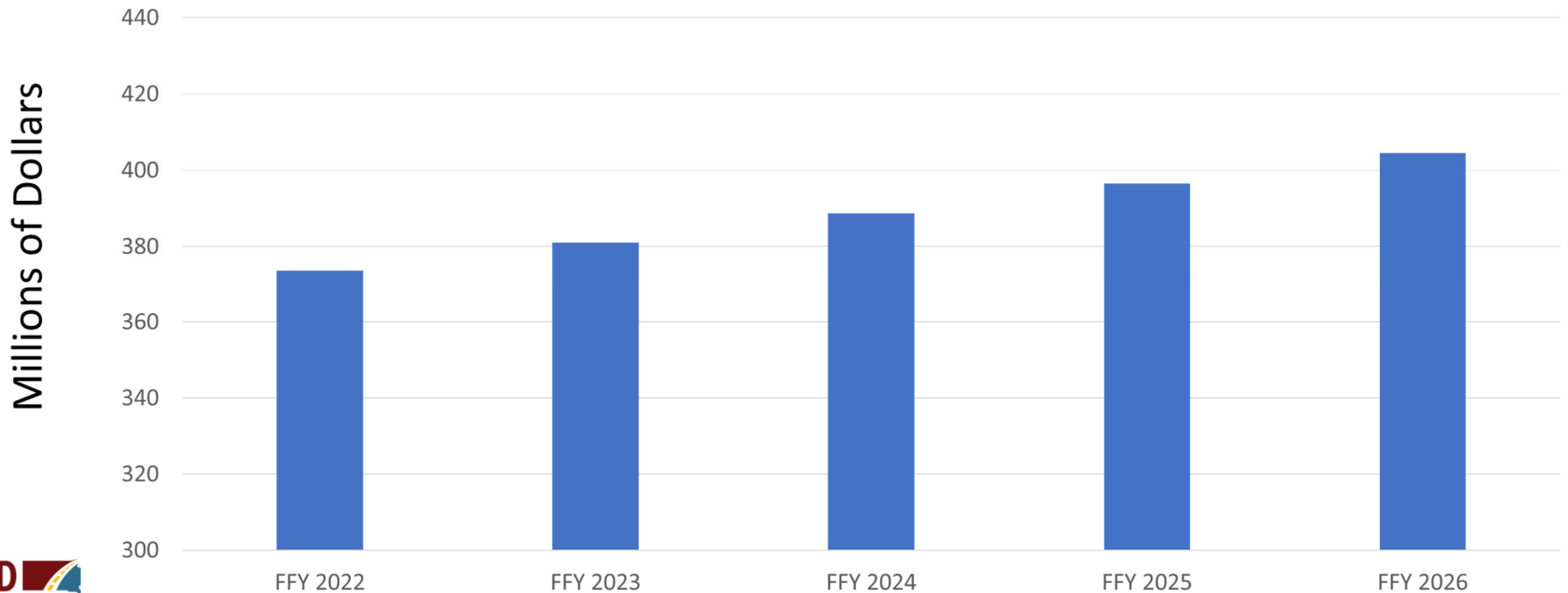
- State Match Provided on Federal Aid
  - Aeronautics: 5%
  - Highway/Bridges: 10% / 20%
  - Railroad: 20% (grants)
  - Transit: 20-25%
- Facilities & Equipment
- Maintenance Activities
  - Contract Maintenance
  - All Non-Contract Maintenance
    - Winter Operations
    - Mowing
    - Signing /Pavement Marking

# Federal Funds



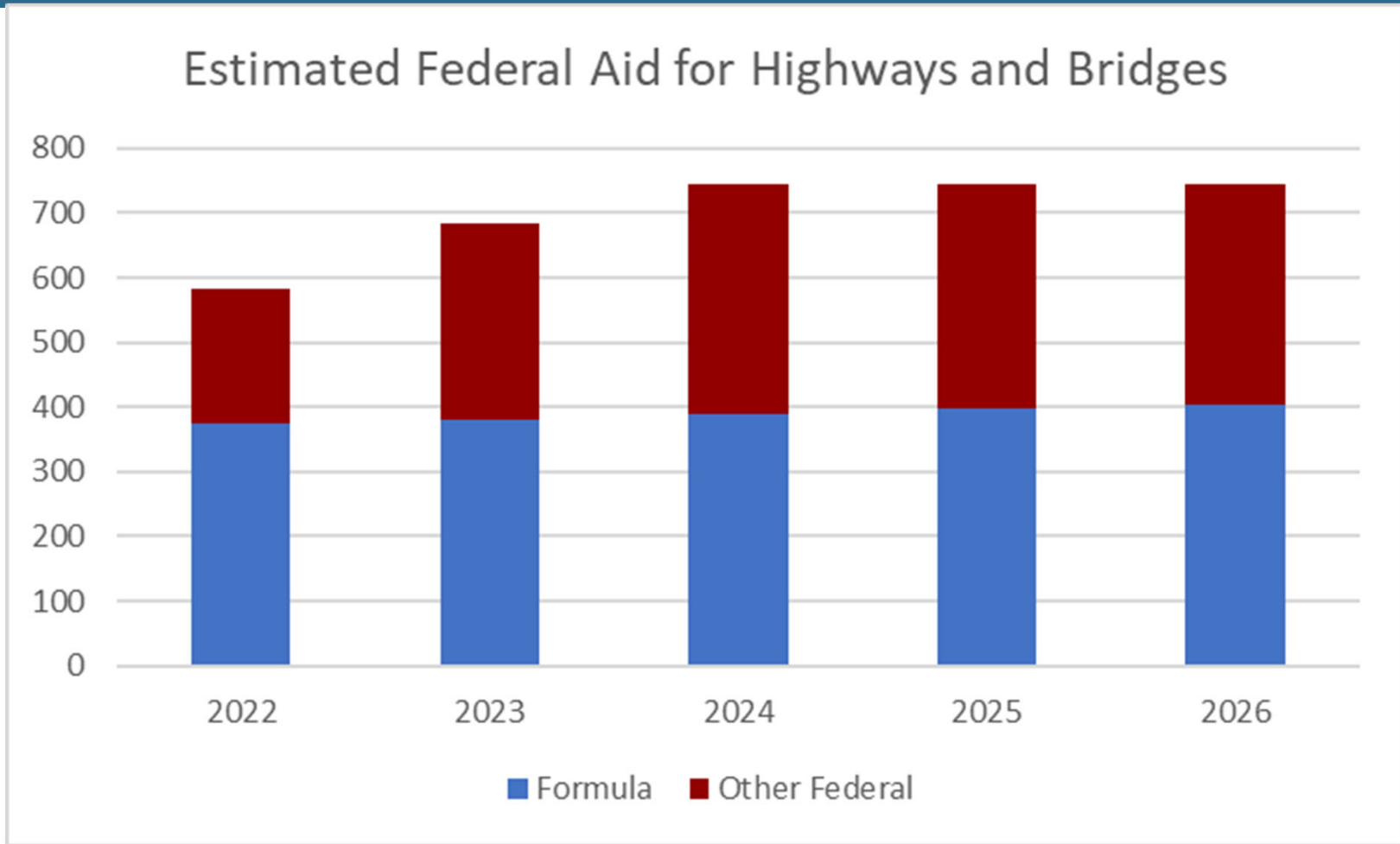
# Infrastructure Investment Jobs Act - Highways and Bridges

FFY 2022 – 2026 Formula Appropriations



# Infrastructure Investment Jobs Act - Highways and Bridges

Millions of Dollars





# Infrastructure Investment Jobs Act – Air, Rail and Transit

## Rail

### Consolidated Rail Infrastructure and Safety Improvement (CRISI) Grants

- Special Transportation Circumstance (STC) Grants – Dedicated Rail funding for SD
- SD is estimated to receive \$20-\$22 million

## Airports

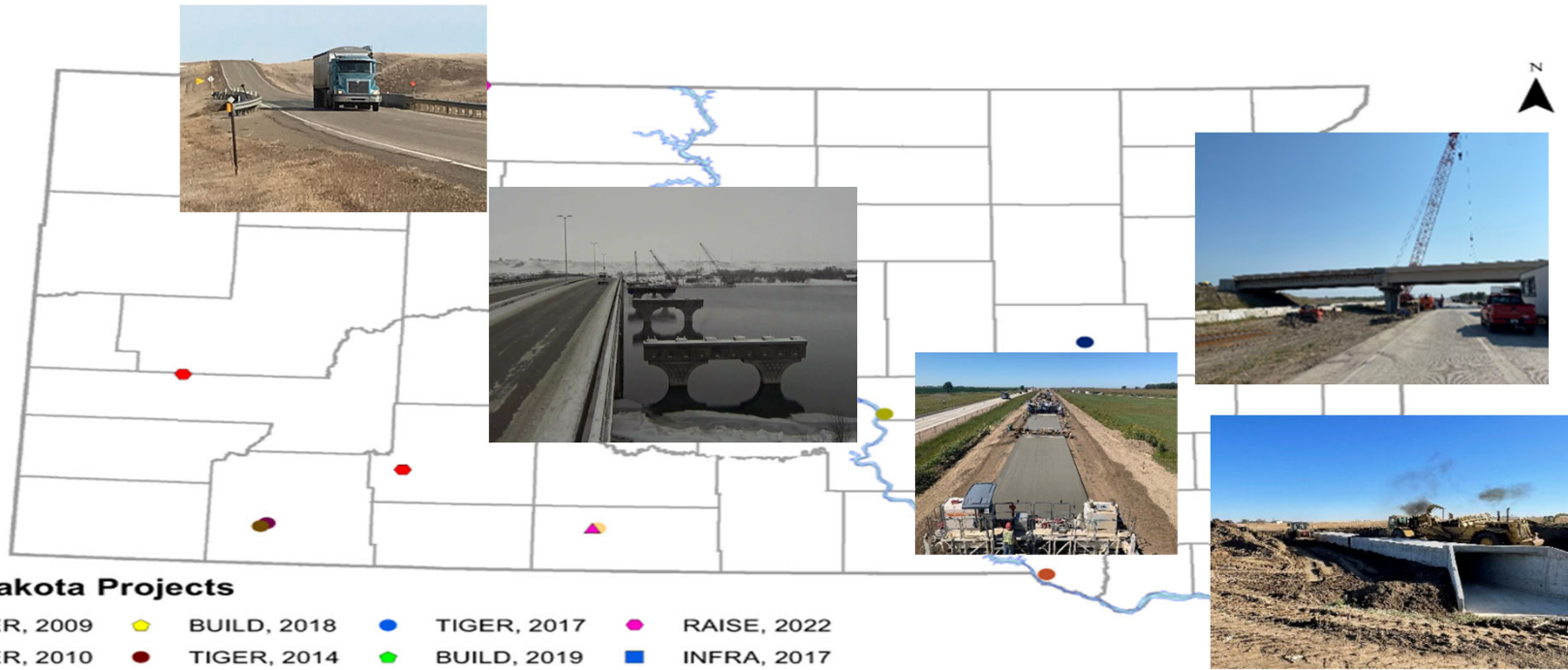
- Estimated to receive \$16.6 Million/per year for AIP

## Transit

- Estimated to receive \$22,715,666 in FFY22

# USDOT Grant Map

## 2009 - 2022 Awarded USDOT Grant Projects



### South Dakota Projects

- |               |               |               |               |
|---------------|---------------|---------------|---------------|
| ● TIGER, 2009 | ● BUILD, 2018 | ● TIGER, 2017 | ● RAISE, 2022 |
| ● TIGER, 2010 | ● TIGER, 2014 | ● BUILD, 2019 | ■ INFRA, 2017 |
| ● TIGER, 2012 | ● TIGER, 2015 | ● BUILD, 2020 | ■ INFRA, 2019 |
| ● TIGER, 2013 | ● TIGER, 2016 | ● RAISE, 2021 | ■ INFRA, 2021 |
|               |               | ▲ RURAL, 2022 |               |



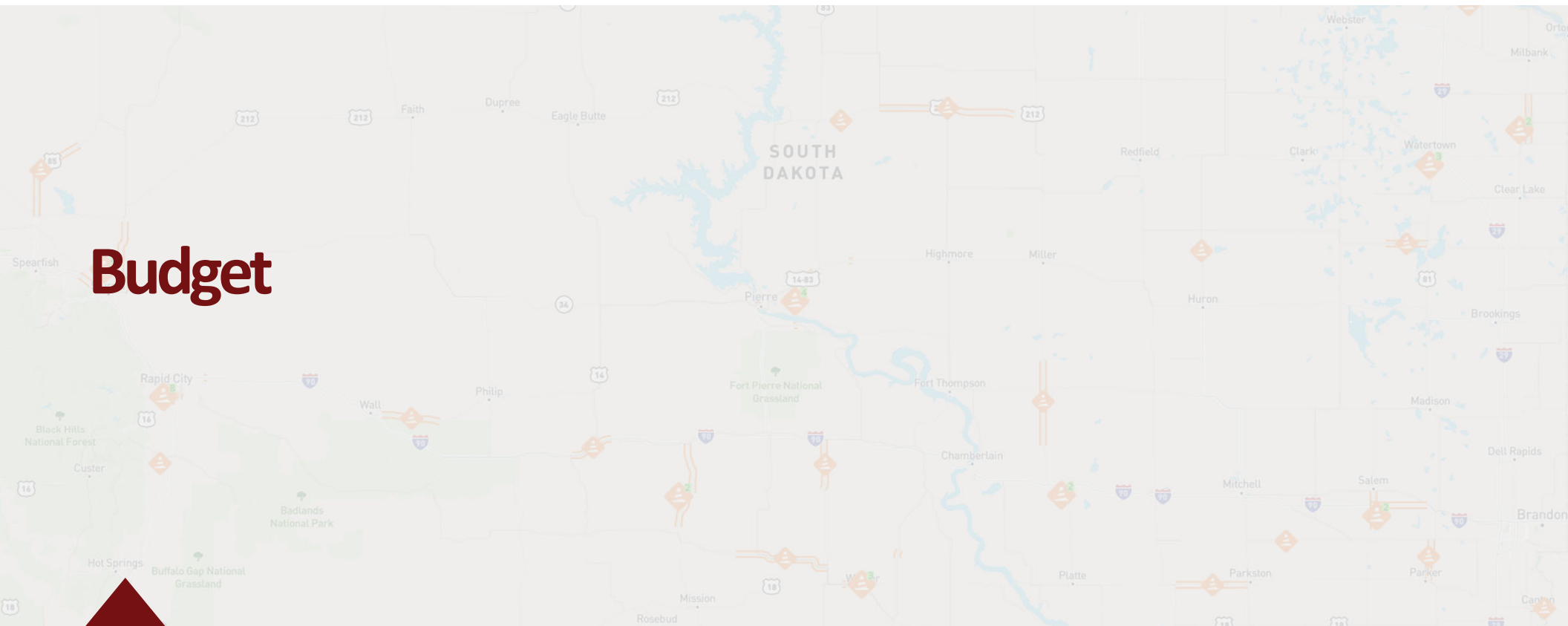
# South Dakota Railroad Grant Projects

Recent Projects	Local Match	Federal Grant	RR Fund	General Funds	Project Total
2019 STC - Belle Fourche Industrial Park	\$ 479,427	\$ 1,917,710			\$ 2,397,137
2019 STC - D&I Mainline Replacement and Crossing Improvement	\$ 998,190	\$ 3,992,758			\$ 4,990,948
2019 STC - SMRR Lake Farley Bridge	\$ 387,462	\$ 1,549,848			\$ 1,937,310
2019 STC - E&E S.F. Area Bridges (3 bridges)	\$ 979,960	\$ 3,919,840			\$ 4,899,800
2020 STC - MRC Meet & Pass Siding	\$ 300,000	\$ 1,560,000	\$ 640,000		\$ 2,500,000
2020 STC - RCP&E Midland Improvement	\$ 560,000	\$ 2,240,000			\$ 2,800,000
RAISE Grant - RCP&E 87.7 miles	\$ 42,000,000	\$ 22,000,000		\$ 20,000,000	\$ 84,000,000
2021 STC - Ringneck & Western Efficiency & Growth	\$ 1,199,339	\$ 1,799,009			\$ 2,998,348
2021 STC - RCP&E Increasing Rail Resilience	\$ 200,000	\$ 800,000			\$ 1,000,000
	<b>\$ 47,104,378</b>	<b>\$ 39,779,165</b>	<b>\$ 640,000</b>	<b>\$ 20,000,000</b>	<b>\$ 107,523,543</b>

# State and Local Involvement

<b>Federal and State Funding Allocation to Local Governments</b>		
	<b>Millions</b>	<b>Federal and/or State</b>
<b>STBGP - Counties</b>	\$16.9	State
<b>STBGP - Cities</b>	\$15.4	State
<b>Match on STBGP Funds</b>	\$2.6	State
<b>Bridge Improvement Grants (BIG)</b>	\$23.8	State
<b>Bridge Inspections</b>	\$2.5	Federal
<b>Safety Projects</b>	\$22.8	Federal
<b>Statewide Striping Projects</b>	\$0.6	State
<b>Railroad Crossing Improvement Projects</b>	\$2.1	Federal
<b>Transportation Alternative Program (TAP)</b>	\$8.0	Federal
<b>Planning and Research Funds</b>	\$2.3	Federal
<b>Transit Planning Funds</b>	\$0.4	Federal
<b>Community Access Grants</b>	\$3.9	State
<b>Local Federal Bridge Replacement Program</b>	\$24.2	Federal
<b>Local Federal Bridge Removal Program</b>	\$0.5	Federal
<b>Total</b>	<b>\$126.0</b>	

# Budget



# FY2023 General Bill Amendments

## Road Construction – Informational Budget Unit

- Federal \$369,000,000
- State Highway Funds \$67,000,000
- Total Increase \$436,000,000

## Airport Construction – Informational Budget Unit

- Federal \$13,000,000

Total Federal \$382,000,000

Total State Highway Funds \$67,000,000

# SDDOT FY2023 OPERATING BUDGET WITH GENERAL BILL AMENDMENTS

FISCAL YEAR	GENERAL FUNDS	FEDERAL FUNDS	OTHER FUNDS	TOTAL FUNDS
FY2023	\$641,250	\$420,858,795	\$321,612,132	\$743,112,177
General Bill Amendments	\$0	\$382,000,000	\$67,000,000	\$449,000,00
Total FY2023	\$641,250	\$802,858,795	\$388,612,132	\$1,192,112,177

# SDDOT FY2024 OPERATING BUDGET REQUEST

## OTHER FUNDS

- Buildings \$2,400,000
- Equipment \$3,028,608
- Public Transit \$231,000
- Road Construction (Informational) \$50,000,000
- \$55,659,608**

## FEDERAL FUNDS

- Road Construction – Informational Budget Unit
  - Federal \$428,000,000

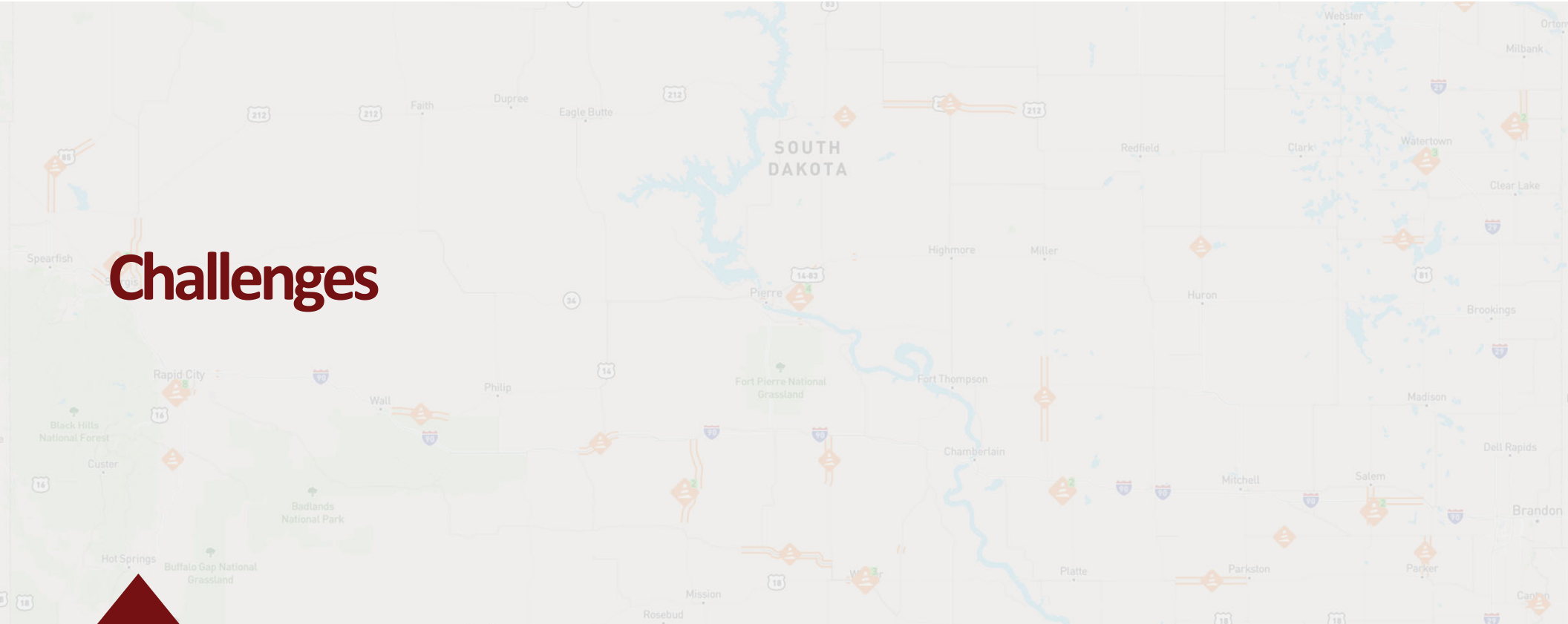




# SDDOT FY2023 OPERATING BUDGET vs FY2024 BUDGET REQUEST

FISCAL YEAR	GENERAL FUNDS	FEDERAL FUNDS	OTHER FUNDS	TOTAL FUNDS
FY2023	\$641,250	\$420,858,795	\$321,612,132	\$743,112,177
FY2024	\$641,250	\$848,858,795	\$377,271,740	\$1,226,771,785
TOTAL INCREASE	\$0	\$428,000,000	\$55,659,608	\$483,659,608

# Challenges





# Challenges

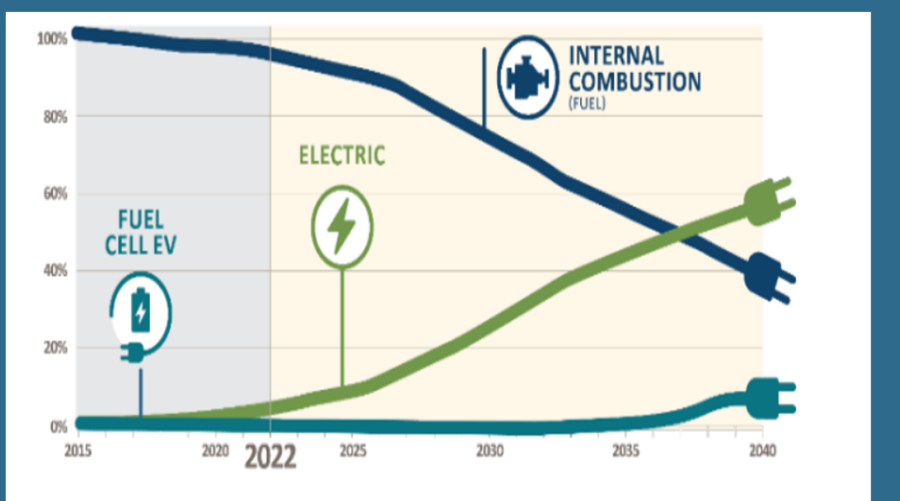


## Federal

- Infrastructure & Investment Jobs Act (IIJA or BIL)
  - Appropriations
  - Electric Vehicle Charging
  - Federal Rule Promulgation
  - Federal Mandates
    - Green House Gas
    - Buy America
    - Carbon Reduction

## State

- Supply Chain
- Inflation
- Workforce
  - DOT Labor Availability
  - Contractor Availability



# Challenges



## Transportation Funding

- Federal
  - Federal Fuel Tax and Trust fund Insolvency
  - Consumer preference shifts

## State

- State Fuel Tax

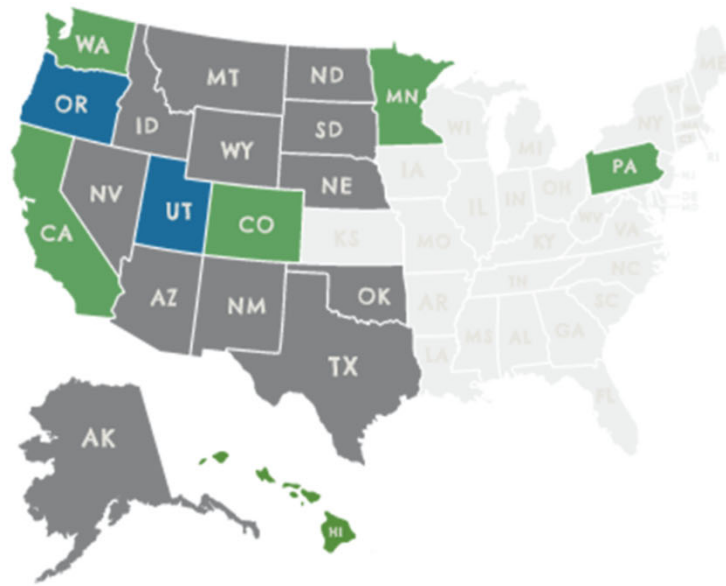
## Options

- Road Use Charge

# Challenges



PROCESSES



## Tier 1: States with Policy Enacted to Implement RUC Programs

- Oregon
- Utah

## Tier 2: States Testing RUC Pilot Programs

- California
- Colorado
- Hawaii
- Minnesota
- Pennsylvania
- Washington

## Tier 3: States Researching RUC

- Alaska
- Arizona
- Idaho
- Montana
- Nebraska
- Nevada
- New Mexico
- North Dakota
- Oklahoma
- South Dakota
- Texas
- Wyoming

# Autonomous Vehicles





# SAFETY IN ALL WE DO

---

The SDDOT strives to get everyone home safely, everyday. Whether you are a part of the traveling public, an SDDOT contractor or state employee, our number one priority is your safety.

Please take safety precautions seriously and take the steps to get home to the people who are counting on you.



# Questions???

## **Mailing Address**

Department of Transportation  
Becker-Hansen Building  
700 E Broadway Ave.  
Pierre, SD 57501

## **Email Address**

[joel.jundt@state.sd.us](mailto:joel.jundt@state.sd.us)

## **Phone Number**

605-773-5105