

FY2024 BUDGET HEARINGS

JOINT COMMITTEE ON APPROPRIATIONS

JANUARY 24, 2023



UNIVERSITY OF
SOUTH DAKOTA

UNIVERSITY OF SOUTH DAKOTA MISSION

Designated as South Dakota's liberal arts university, the University of South Dakota, established and located at Vermillion, in Clay County, shall be under the control of the Board of Regents and shall provide undergraduate and graduate programs of instruction in the liberal arts and sciences and professional education in business, education, fine arts, law and medicine, and other courses or programs as the Board of Regents may determine. (SDCL 13-57-1)

- ▶ **Building South Dakota Lawyers in South Dakota**
- ▶ **Serving South Dakota through Rural Medicine**
- ▶ **Preparing South Dakota's Health Care Workforce**
- ▶ **Creating South Dakota's Next-Generation Business Leaders**
- ▶ **The Arts as Economic Engine**
- ▶ **Educating South Dakota's Future Teachers**
- ▶ **Producing South Dakota's Future Leaders**



ACADEMIC RANKINGS & RECOGNITIONS

- ▶ USD ranked highest of all South Dakota universities in the latest U.S. News & World Report's "Best National Universities" list. USD was ranked No. 263.
- ▶ In the same publication, USD was also ranked the highest of South Dakota's public universities in the "Top Public Schools" list, coming in at No. 132.



UNIVERSITY OF
SOUTH DAKOTA

ACADEMIC RANKINGS & RECOGNITIONS

U.S. News ranked USD Knudson School of Law in the top third of advocacy programs nationally.

USD was ranked No. 5 by Best Value Schools on its "Best 15 Masters in Kinesiology Programs in 2022" list.

For the seventh consecutive year, the USD Beacom School of Business earned a spot on the Princeton Review's "Top 50 Online MBA Programs" list, maintaining its ranking at #15.

The USD Knudson School of Law was ranked No. 1 in the U.S. News & World Report's "20 Most Affordable Law Schools" list for the second consecutive year.

U.S. News & World Report ranked the USD School of Education No. 138 on its "Best Graduation Education Schools List." The SoE ranked highest of all public universities in both Dakotas.

U.S. News & World Report ranked the Sanford School of Medicine #4 for most graduates practicing in rural areas.



UNIVERSITY OF
SOUTH DAKOTA

2021-2022 NATIONAL SCHOLARS



CARTER LINKE

Wessington Springs, South Dakota

**BENJAMIN A. GILMAN
INTERNATIONAL SCHOLARSHIP**



JAYDA HALLMAN

Harrisburg, South Dakota

**BENJAMIN A. GILMAN
INTERNATIONAL SCHOLARSHIP**



NICHOLAS KENNEDY

Lawrence, Kansas

**FULBRIGHT CANADA KILLAM &
VOYAGER SCHOLARSHIP
(INAUGURAL CLASS 2022)**



AUNDRIA LANKFORD

Cheyenne, Wyoming

**BENJAMIN A. GILMAN
INTERNATIONAL SCHOLARSHIP**



CASSANDRA THOMPSON

Sioux City, Iowa

TRUMAN SCHOLARSHIP



TYLAR LARSEN

*Bdewakantunwan Dakota Cansayapi
Redwood Falls, Minnesota*

UDALL SCHOLAR



TYANN HART

Mitchell, South Dakota

**BENJAMIN A. GILMAN
INTERNATIONAL SCHOLARSHIP**



JOELLA KLEINHESSELINK

Everson, Washington

BOREN SCHOLARSHIP



MYAH RED HORSE

*Mnicoujou and Hunkpapa Lakota from
the Cheyenne River Sioux Tribe
Eagle Butte, South Dakota*

WARREN FELLOWSHIP



UNIVERSITY OF
SOUTH DAKOTA

LEADERS IN OUR STATE

39

FULBRIGHT GRANT
(1 FINALIST)

18

GILMAN
SCHOLARSHIP

20

GOLDWATER SCHOLARSHIP
(4 HONORABLE MENTIONS)

8

BOREN AWARD FOR
INTERNATIONAL STUDY

10

RHODES
SCHOLARSHIP

18

TRUMAN
SCHOLARSHIP

13

UDALL SCHOLARSHIP
(1 HONORABLE MENTION)

1

VOYAGER
SCHOLARSHIP

10

NATIONAL SCIENCE FOUNDATION
GRADUATE RESEARCH FELLOWSHIP
(3 HONORABLE MENTIONS)

3

ROTARY GLOBAL
GRANT SCHOLARSHIP

6

U.S. DEPARTMENT OF
STATE CRITICAL
LANGUAGE SCHOLARSHIP

20+

OTHER NATIONAL
AWARDS



UNIVERSITY OF
SOUTH DAKOTA

USD SPENDING IS LOW

Institution	Law School	Medical School	FY2020 Total Degrees Awarded	FY2020 Core Expenditures	FY2020 Core Expenditures per Degree
Southern Illinois University-Carbondale	Yes	Yes	3,748	\$652,537,271	\$174,103
University of Idaho	Yes	No	2,474	\$393,748,251	\$159,155
University of Mississippi	Yes	Yes	6,196	\$914,692,488	\$147,626
University of Missouri-Kansas City	Yes	Yes	3,410	\$340,477,905	\$99,847
University of Montana	Yes	No	2,655	\$305,894,695	\$115,215
University of North Dakota	Yes	Yes	3,285	\$445,638,631	\$135,659
University of Rhode Island	No	No	4,479	\$469,320,764	\$104,782
University of Vermont	Yes	Yes	3,151	\$645,940,000	\$204,995
University of South Dakota	Yes	Yes	2,158	\$207,533,522	\$96,169

*Total Degrees Awarded includes associate, bachelor's, master's, doctoral and professional degrees (first major only). Does not include post-baccalaureate or post-master's certificates.

*Core Expenditures excludes auxiliary services.

Source: USD Institutional Research



USD SPENDING IS LOW

REVENUES PER FTE STUDENT
FROM STATE APPROPRIATIONS -
6.3% LOWER THAN THE
AVERAGE OF USD'S PEER
INSTITUTIONS

CORE SPENDING PER DEGREE
AWARDED - **32.6% LOWER**
THAN THE AVERAGE OF USD'S
PEER INSTITUTIONS

EXPENSES PER FTE STUDENT
ON ADMINISTRATION - **19.5%**
LOWER THAN THE AVERAGE OF
USD'S PEER INSTITUTIONS

USD'S ENDOWMENT ASSETS PER
FTE STUDENT (\$33,945) WERE
40.5% HIGHER THAN THE
AVERAGE OF USD'S PEER
INSTITUTIONS (\$24,161)



UNIVERSITY OF
SOUTH DAKOTA

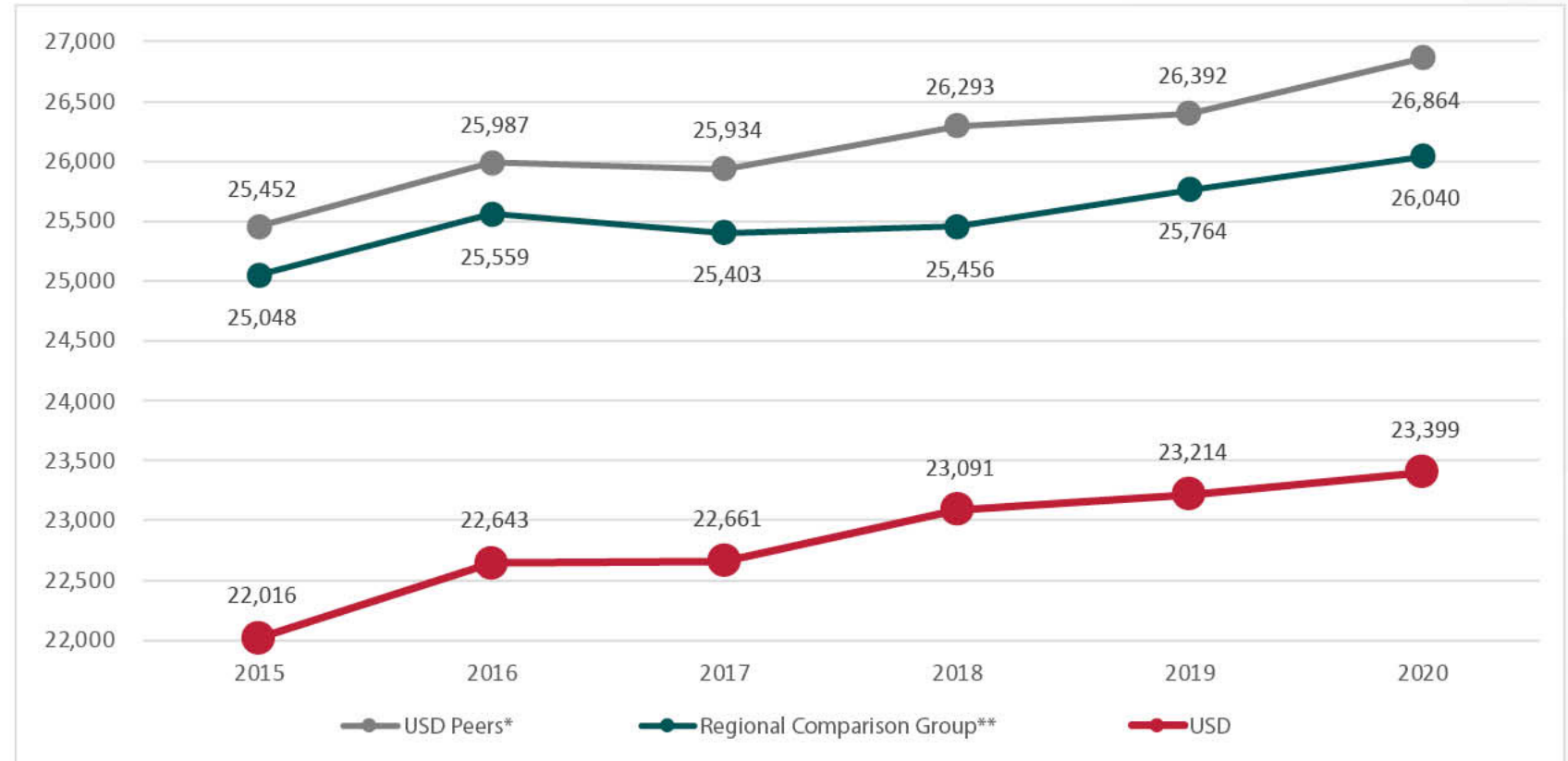
CONTINUAL PURSUIT OF EFFICIENCIES

- ▶ School of Education reorganized its administrative structure within the Dean's Office and the Center for Student and Professional Services with an associated **cost savings of \$184,000**. The school also reduced reliance on adjunct faculty, instead focusing on full-time faculty members, which **resulted in savings of \$80,000 per academic year**.
- ▶ USD reduced institutional research staff by .5 FTE by absorbing external survey submission duties into Information Technology Services (ITS). By automating data collection, **USD is able to execute surveys with less time and effort**; in many cases, surveys are completed in less than half the time.
- ▶ ITS and the Provost Office **streamlined and digitized the tenure and promotion process, saving time and printing costs**. This also resulted in strengthened security, enhanced productivity, increased employee satisfaction and efficiencies for faculty and reviewers.



USD LEADS IN AFFORDABILITY

TOTAL PRICE, IN-STATE



Source: USD Institutional Research

Peer Institutions includes all institutions on USD's board-approved peer institution list. Regional comparison group includes institutions sharing USD's basic Carnegie classification (R2: Doctoral universities - high research activity) and located in the upper Midwest.



UNIVERSITY OF
SOUTH DAKOTA

SUPPORTING STUDENT SUCCESS



JOB-READINESS



CAREERS & OPPORTUNITIES



FOOD SECURITY



RETENTION



LEADERSHIP



MENTAL HEALTH



UNIVERSITY OF
SOUTH DAKOTA

SUPPORTING STUDENT SUCCESS

SOUTH DAKOTA FREEDOM SCHOLARSHIP

The South Dakota Freedom Scholarship is South Dakota's first public/private partnership for a needs-based scholarship, made possible by the generosity of First PREMIER Bank/PREMIER Bankcard, the State of South Dakota under the leadership of Gov. Noem, Avera Health and Sanford Health.

In fall 2022, the South Dakota Freedom Scholarship was awarded to 103 new students and 96 current students.

FREEDOM SCHOLARSHIP RECIPIENTS



Fiona McGarry

Major: Exploratory Studies

Hometown: Sioux Falls, South Dakota

Fiona had not planned on staying in South Dakota for college, until she received a call from one of USD's financial aid advisors. Originally planning on leaving the state to attend college in Minnesota, Fiona saw the Freedom Scholarship as an opportunity to make college affordable for her family. Thanks to the Freedom Scholarship, she looks forward to building a career in South Dakota after graduation.



Celia Preheim

Major: Nursing, Double Minor in Psychology and Sociology

Hometown: Canistota, South Dakota

With the goal of becoming a nurse anesthetist through USD's Nurse Anesthesia Practice program, Celia Preheim applied for the Freedom Scholarship to help lessen the stress of worrying about money in college. After receiving the scholarship, Celia decided to stay in South Dakota and serve her home state through health care. Celia said that USD offers a welcoming environment full of people who want each individual to be the best student they can be.



Paige Endres

Major: Computer Science

Hometown: Chamberlain, South Dakota

Financial barriers can make attending college seem out of reach, but for students like Paige, financial support from the Freedom Scholarship makes higher education much more accessible. Paige said that this scholarship allowed her to confidently pursue an undergraduate degree and achieve her goals of pursuing a career in cybersecurity while also staying close to home.



Jaclyn Laprath

Major: Art Education, Minor in Communication Sciences & Disorders

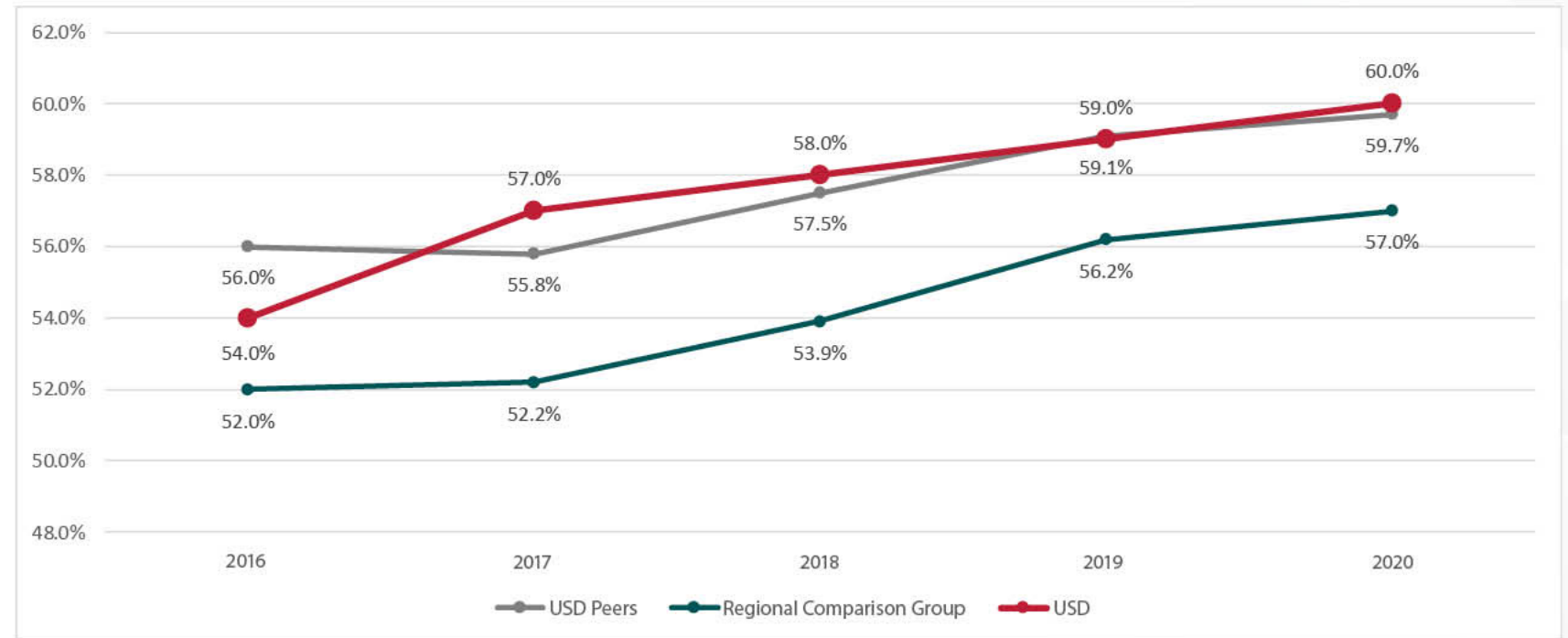
Hometown: Colome, South Dakota

Jaclyn applied for the Freedom Scholarship because she loves South Dakota, and her goal is to teach art in a rural South Dakota community. The scholarship has allowed her to explore a variety of career options while in college, providing her with financial support that allowed her to take extra classes to see what best aligned with her goals. Jaclyn said that South Dakota has given her incredible opportunities to grow as a person, and the Freedom Scholarship has helped her solidify her decision to stay in the state after she graduates.



USD LEADS IN GRADUATING STUDENTS

GRADUATION RATES - SIX YEAR



Source: USD Institutional Research

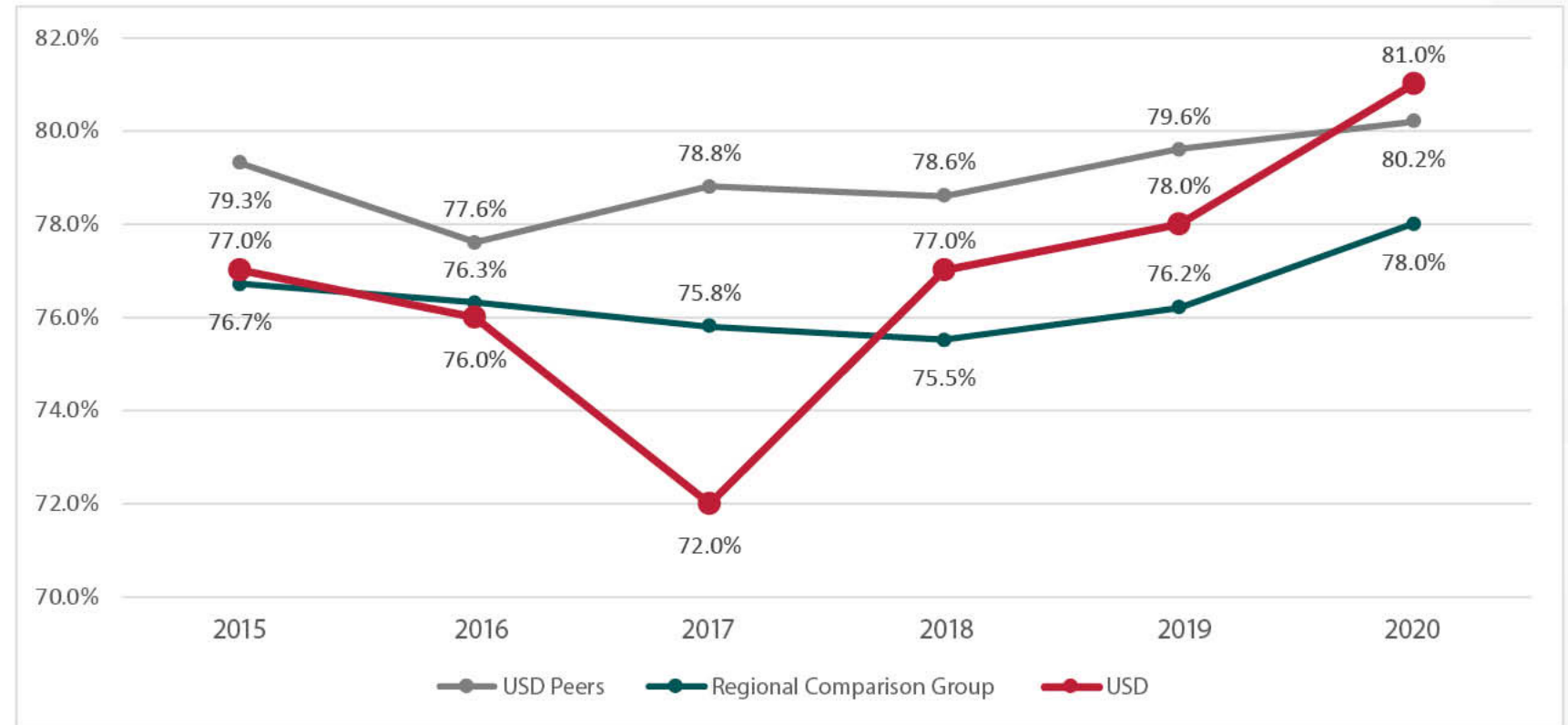


UNIVERSITY OF
SOUTH DAKOTA

Peer Institutions includes all institutions on USD's board-approved peer institution list. Regional comparison group includes institutions sharing USD's basic Carnegie classification (R2: Doctoral universities - high research activity) and located in the upper Midwest.

ADVANCING STUDENT RETENTION EFFORTS

RETENTION RATES



Source: USD Institutional Research

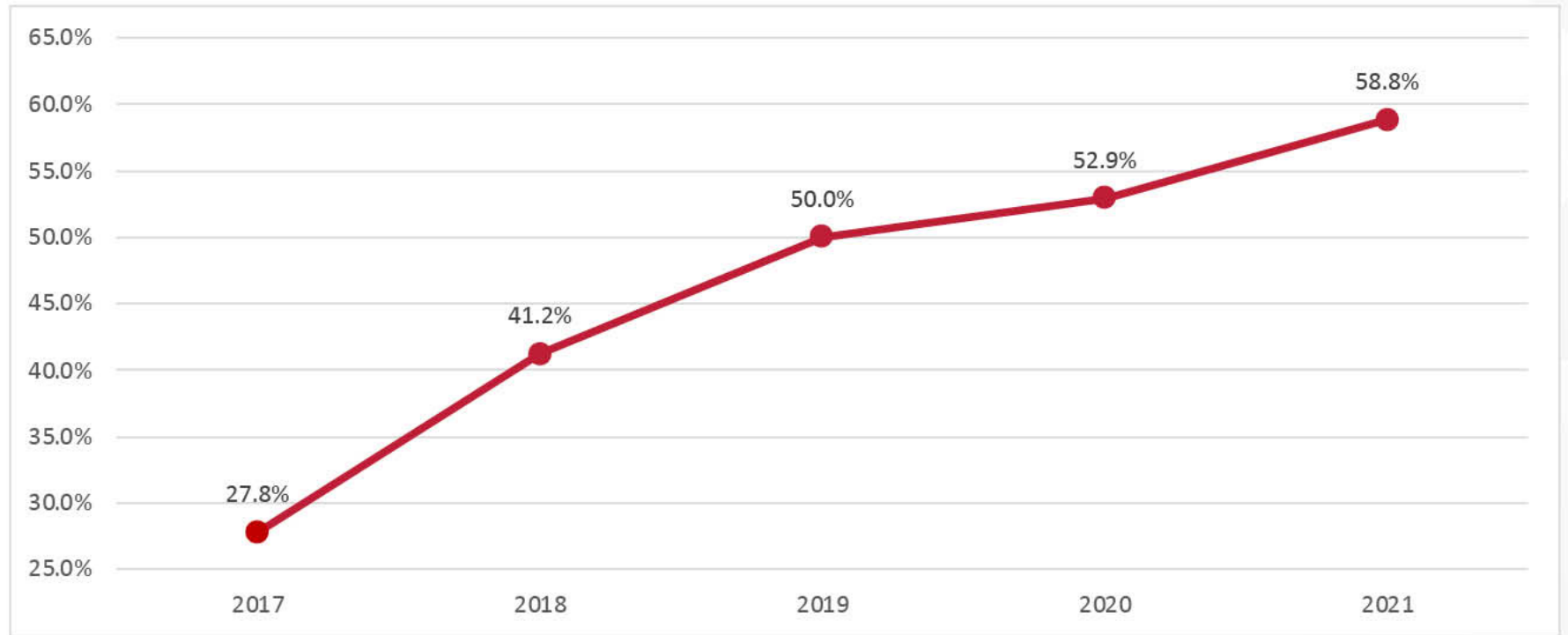
Peer Institutions includes all institutions on USD's board-approved peer institution list. Regional comparison group includes institutions sharing USD's basic Carnegie classification (R2: Doctoral universities - high research activity) and located in the upper Midwest.



UNIVERSITY OF
SOUTH DAKOTA

RETENTION RATES FOR NATIVE AMERICAN STUDENTS

RETENTION RATES FOR NATIVE AMERICAN STUDENTS (2017-2021)



Source(s): Colleague, Banner



UNIVERSITY OF
SOUTH DAKOTA

ENROLLMENT

ENROLLMENT HIGHLIGHTS FALL 2022

- ▶ 1,326 first-time full-time undergraduate (up ~7.7 percent)
- ▶ Notable increases in Nebraska, Iowa and Minnesota undergraduate
- ▶ New Native American enrollment up 17.9%
- ▶ Graduate enrollment up 10%
- ▶ High school dual credit up 15.8%
- ▶ Largest incoming class of international students in USD history
- ▶ USD fall 2022 headcount as a % of BOR fall 2022 headcount: 25% undergraduate, 48% graduate

SOUTH DAKOTA ADVANTAGE

	Total Credit Hours	FTE Equivalent
FY23	28,298	943
FY19	20,233	674
Net Change	8,065	269
Percentage Change		40%

2022 INCOMING:

- ▶ Exceeds total break-even target by 25%
- ▶ Nebraska up 38% over fall 2021
- ▶ Iowa up 35% over fall 2021



UNIVERSITY OF
SOUTH DAKOTA

FY23 TOP THREE PROGRAMS FOR ENROLLMENT

Undergraduate	
Program	Fall 2022
Entrepreneurship, Management & Marketing	755
Nursing	623
Psychology	376

Graduate	
Program	Fall 2022
Educational Leadership	159
Computer Science	141
Entrepreneurship, Management & Marketing	138

Source: USD Institutional Research



UNIVERSITY OF
SOUTH DAKOTA

ENROLLMENT

TOP THREE PROGRAMS FOR ENROLLMENT GROWTH, 2019-2022

Undergraduate				
Program	Fall 2019	Fall 2022	Change (n)	Change (%)
Anthropology/Sociology	47	75	28	59.6
Biomedical Engineering	27	39	12	44.4
Psychology	280	376	96	34.3

Graduate				
Program	Fall 2019	Fall 2022	Change (n)	Change (%)
Computer Science	16	141	125	781.3
History	7	18	11	157.1
English	30	45	15	50.0

BOTTOM THREE PROGRAMS FOR ENROLLMENT DECLINE, 2019-2022

Undergraduate				
Program	Fall 2019	Fall 2022	Change (n)	Change (%)
Medical Laboratory Science	47	24	-23	-48.9
Theatre	66	42	-24	-36.4
Physics	17	11	-6	-35.3

Graduate				
Program	Fall 2019	Fall 2022	Change (n)	Change (%)
Political Science	180	84	-86	-50.6
Theatre	8	4	-4	-50.0
Art	10	5	-5	-50.0

Source: USD Institutional Research

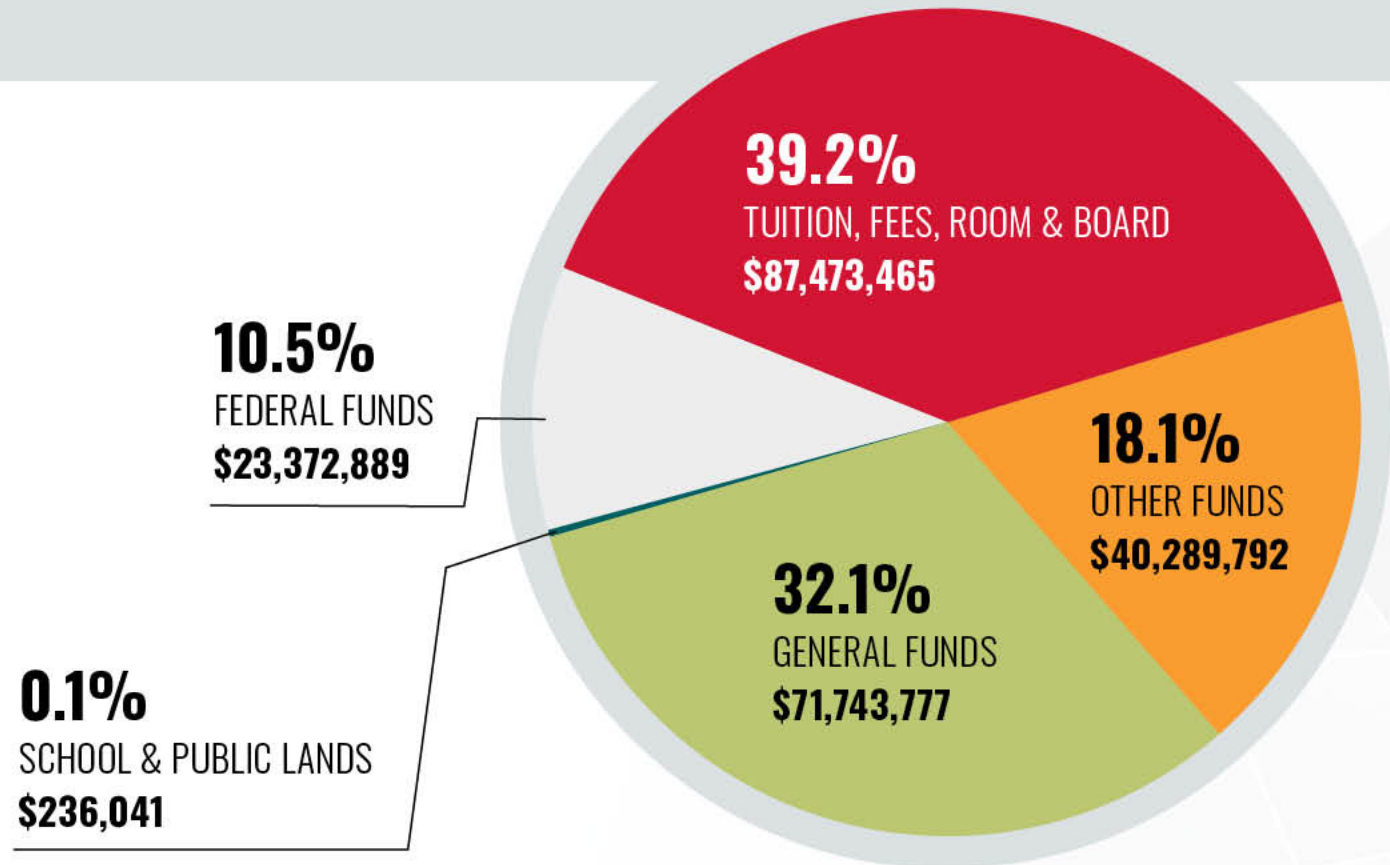


UNIVERSITY OF
SOUTH DAKOTA

UNIVERSITY RESOURCES

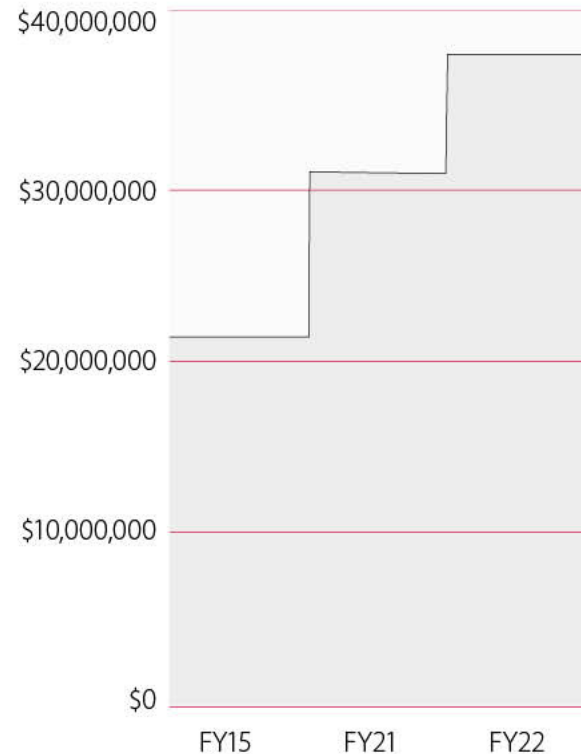
UNIVERSITY OF SOUTH DAKOTA FY23 BUDGET – \$223,115,964

► UNIVERSITY OF SOUTH DAKOTA ► SANFORD SCHOOL OF MEDICINE ► KNUDSON SCHOOL OF LAW



UNIVERSITY OF
SOUTH DAKOTA

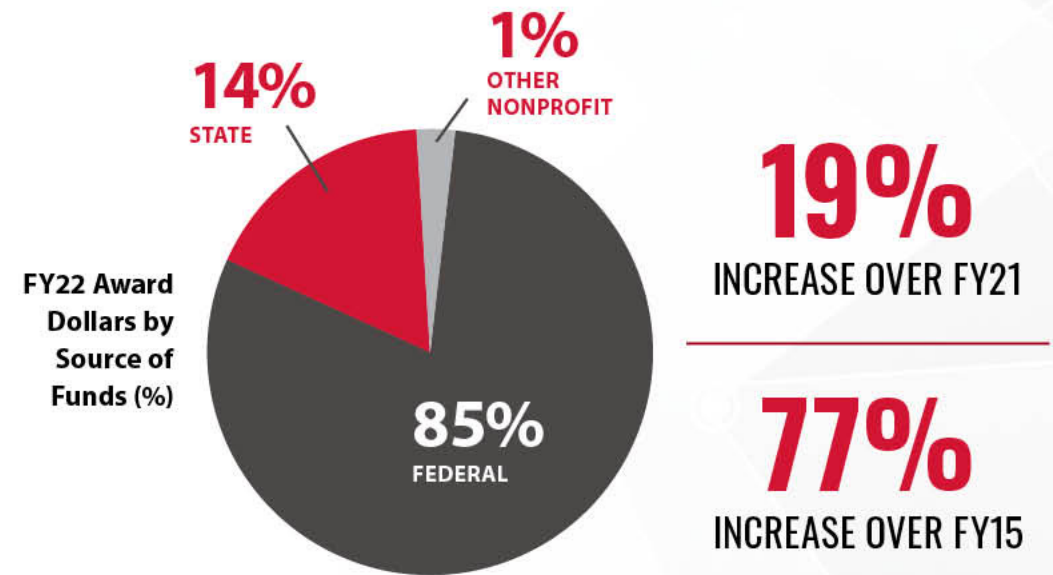
UNIVERSITY RESOURCES



Source: USD Research Impacts Local Economy

TOTAL AWARD DOLLARS:

FY22	\$37,935,230
FY21	\$31,897,703
FY15	\$21,409,979



- ▶ Technology Readiness Acceleration Center (TRAC), established in 2020, supports entrepreneurship and startup creation by pairing students with new technologies to develop.
- ▶ Tech to Launch program, established in 2022, connects entrepreneurs to available local resources and allows clients to create a roadmap to commercialization.
- ▶ Two USD professors received CAREER awards, most prestigious award in support of early-career faculty from the National Science Foundation.



UNIVERSITY OF
SOUTH DAKOTA

BUDGET RECOMMENDATIONS

USD appreciates the ongoing support recommended from Governor Noem in the following areas that will positively impact USD's community:

- ▶ **Salary Policy** – 5.0% increase in general funds, as well as other and federal authority, to fund employee salary policy.
- ▶ **Maintenance & Repair** – Increase in general funds for maintenance and repair at 1.75% of replacement value.
- ▶ **\$461,466** – Increase in general funds to reimburse for offering free tuition for South Dakota National Guard members.
- ▶ **\$5.1 million** one-time to the BOR in support of system-wide cybersecurity upgrades to help address potential cyber threats.



UNIVERSITY OF
SOUTH DAKOTA

UNIVERSITY CHALLENGES

AFFORDABILITY

Affordability remains a high concern for a majority of USD's students. The table below depicts the out-of-pocket balance remaining for the average South Dakota student, depending on their Expected Family Contribution (EFC). Even for in-state resident students receiving significant financial aid support, there remains a sizable gap that is not covered by scholarships, loans or grants. Recent enrollment trends show growth stemming from students who do not receive federal aid (i.e., Pell grants) other than loans because of a high EFC.

Financial Aid Awarded Examples				
Student		A	B	C
Expected Family Contribution (EFC)		\$0	\$1 - \$5,486	\$5,478 or above
Family Income		\$29,000 or below	\$40,000 or below	\$50,000
# in Household/# in School		4 to 1	4 to 1	4 to 1
Academic Level		Average	Average	Average
Residency		In-State Rate	In-State Rate	In-State Rate
Living on campus		Yes	Yes	Yes
Cost of Attendance (On-Campus)		\$23,884	\$23,884	\$23,884
Aid Awarded				
	Pell Grant	\$6,895	\$3,447	\$0
	Coyote Commitment	\$1,700	\$1,700	\$1,700
	Fed Direct Subsidized Loan	\$3,500	\$3,500	\$3,500
	Fed Direct Unsubsidized Loan	\$2,000	\$2,000	\$2,000
	Total Support	\$14,095	\$10,647	\$7,200
	Balance (out of pocket)	\$9,789	\$13,237	\$16,684
	Balance with loans as % of income	34%	33%	33%
	Balance w/out loans as % of income	53%	47%	44%

UNIVERSITY CHALLENGES

DECLINING ENROLLMENT

Demographers have noted that after 2025, the number of high school graduates nationally will begin to decline as a result of slower birth rates following the Great Recession (2007-2009). The U.S. will have fewer high school graduates in every graduating class between 2026 and 2037.

- ▶ **National Projections:** Over the next 15 years, between 2022 and 2037, projections indicate that the number of high school graduates in the United States will decrease by 6.7%.
- ▶ **Regional Projections:** Between 2022 and 2037, projections indicate that the number of high school graduates in South Dakota and its contiguous states (North Dakota, Wyoming, Montana, Iowa, Minnesota, Iowa, Nebraska) will decrease by 1.7%.
- ▶ **South Dakota Projections:** Between 2022 and 2037, projections indicate that the number of high school graduates in South Dakota will increase 2.2%.

College Attendance

South Dakota is experiencing a decline in the percentage of students attending postsecondary institutions. For the 2016-2017 school year, 68% of high school graduates attended a postsecondary institution (either a two-year or four-year institution). That percentage was consistent with high school graduating classes over the previous decade. However, the percentage of students attending postsecondary institutions after high school graduation has declined in the last five years. For the 2021-2022 school year, the percentage dropped to 62%.



UNIVERSITY OF
SOUTH DAKOTA

UNIVERSITY CHALLENGES

WORKFORCE RECRUITING & RETENTION

USD continues to strategize on ways to address market compensation challenges and investing in programs to increase employee recruitment and retention

- ▶ 1,500+ total employees, annual turnover rate of 15.5%
- ▶ Recruit approximately 200 faculty and staff each year
- ▶ 96 employees are eligible to retire this year, with a total of 155 being eligible within the next 5 years
- ▶ Recruitment remains a challenge – market compensation, USD's rural location

Utilized FTE	FY21	FY22	Vacancies	Days Vacant
Total Utilized FTE	1,364.7	1,347.0	Short-term (<180 days)	33
Budgeted FTE	1,466.7	1,468.7	Long-term (>180 days)	18
FTE Utilization	93.0%	91.7%	Total	51



UNIVERSITY OF
SOUTH DAKOTA

UNIVERSITY CHALLENGES

FACILITIES PRESERVATION

Churchill-Haines

- ▶ Built: 1977
- ▶ Home to Departments of Biology and Chemistry
- ▶ One of USD's core facility serving STEM fields
- ▶ ~600 students utilizing the lab space each week



South Dakota Union

- ▶ Built: 1930
- ▶ Home to Department of Psychology, Psychological Services Center, the Disaster Mental Health Institute and the Advanced Visualization Laboratory
- ▶ Psychology, one of USD's largest departments, had a combined 398 undergraduate and graduate majors and enrolled 3,588 students in 168 sections during the 2021-2022 academic year



UNIVERSITY CHALLENGES

FACILITIES PRESERVATION

Dakota Hall

- ▶ Built: 1917
- ▶ Home to Departments of Political Science and Criminal Justice, English, Communication Studies and Modern Languages and Linguistics
- ▶ Seven undergraduate majors, six graduate programs and 660 students majoring in those programs
- ▶ Enrolled 8,239 students in 552 sections during the 2021-22 academic year

East Hall

- ▶ Built: 1887
- ▶ Home to Departments of History, Anthropology and Sociology and the Archaeology Lab.
- ▶ Five undergraduate majors and one graduate program and 194 students majoring in those programs
- ▶ Enrolled 3,495 students in 178 sections during the 2021-22 academic year



WORKFORCE DEVELOPMENT



- ▶ Doctor of Nurse Anesthesia Practice
- ▶ 3+2 Master of Social Work Program
- ▶ B.S. in Elementary Education at USD – Sioux Falls
- ▶ Master of Business Administration & Master of Accountancy
- ▶ Business Leadership Specialization and Graduate Certificate
- ▶ Artificial Intelligence
- ▶ HOSA - USD Chapter
- ▶ Coyote Business Consulting
- ▶ Crisis Prevention and Response Training

USD – SIOUX FALLS

With a clearly defined mission, marketed under the established USD brand, USD – Sioux Falls has been able to leverage existing buildings and assets to:

- ▶ Serve the region's premier health care systems
- ▶ Provide pathways to a four-year degree
 - ▷ underserved students who cannot or do not wish to leave Sioux Falls
 - ▷ nontraditional, career-oriented individuals who would benefit from a four-year or advanced degree
 - ▷ high school students who currently do not go on to pursue post-secondary education
- ▶ Expand programming in high-need areas

In fall 2022, USD – Sioux Falls established a health sciences hub through the accommodation of 50+ faculty, staff, adjuncts and rotating support personnel in the following programs and centers:

- ▶ Nursing, including the Doctor of Nurse Anesthesia Practice
- ▶ Master of Public Health
- ▶ Master of Social Work
- ▶ Center for the Prevention of Child Maltreatment
- ▶ Center for Rural Health Improvement
- ▶ Allowed USD to vacate 20,000 square feet of leased space, annual savings ~ \$45K
- ▶ Maximized utilization of office and classroom space ~ 30 additional sections added



USD – SIOUX FALLS

NEW ENDEAVORS INCLUDE:

- ▶ Master of Social Work 3+2 programming with USD Department of Sociology and Northern State University Department of Sociology
- ▶ First Doctor of Nurse Anesthesia Practice Cohort, Spring 2023 start
- ▶ B.S. in Elementary Education, Fall 2023 start

USD SIOUX FALLS - 5 YEAR PROJECTIONS					
	FY23	FY24	FY25	FY26	FY27
Students Served	993	1,030	1,086	1,145	1,202
Revenues	8,476,235	9,074,201	9,607,192	10,069,632	10,505,874
Expenses	8,812,350	9,236,142	9,679,052	9,965,482	10,164,277
Total Net Operating	(336,114)	(161,942)	(71,860)	104,150	341,597





KNUDSON SCHOOL OF LAW

Since 1901, the USD Knudson School of Law has been the home of the only law school in South Dakota. As the law school enters its 121st year, it remains guided by ideals of excellence, service and leadership and is committed to producing tomorrow's leaders for South Dakota communities, large and small.

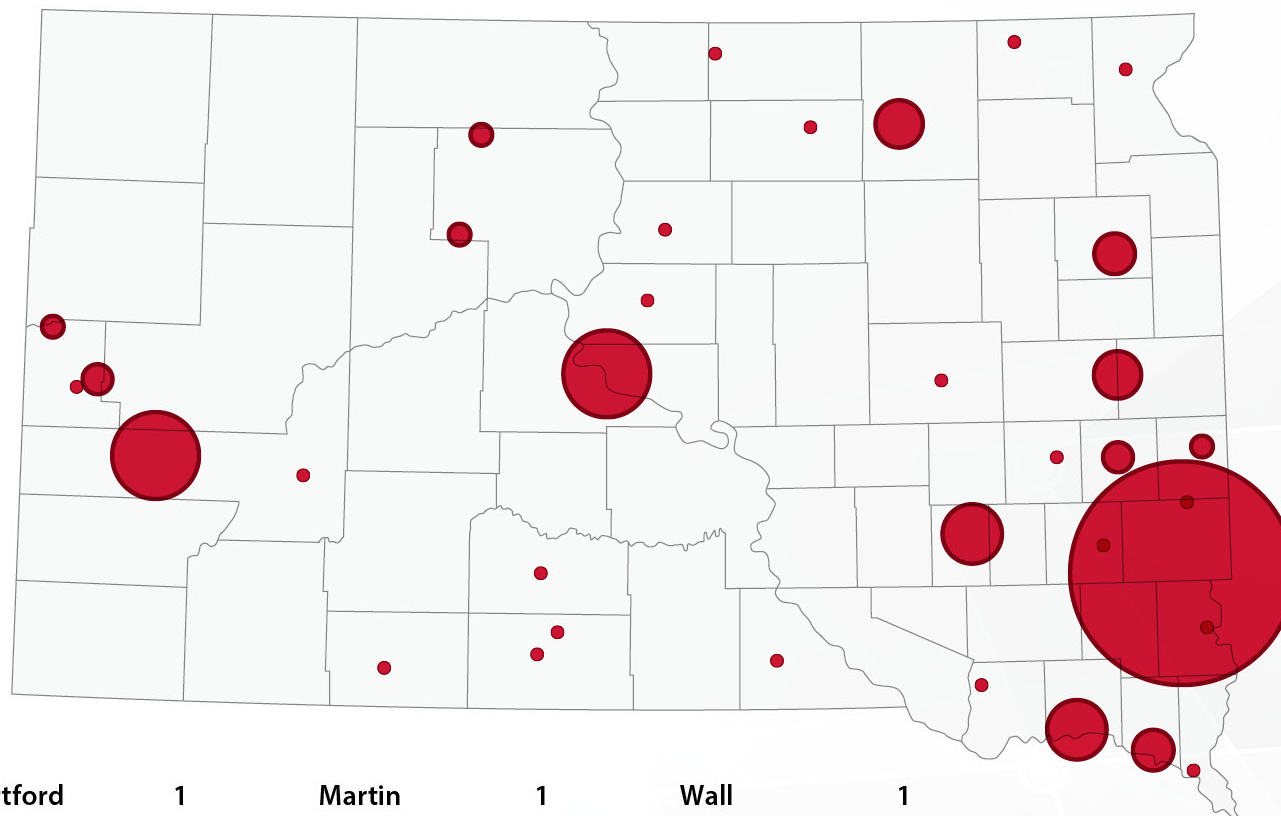
- ▶ **94% placement for Class of 2021**
- ▶ **87 members entered the Class of 2025**
- ▶ **21 South Dakota communities represented**
- ▶ **26% first generation students**
- ▶ **75th percentile LSAT up 2 points to 155**

- ▶ **Serving South Dakota's Legal Needs**
- ▶ **Nationally recognized student opportunities**
 - Veterans Legal Education Group
 - Low Income Taxpayer Clinic
 - WORKS Clinic

KNUDSON SCHOOL OF LAW

GRADUATE PLACEMENT IN SOUTH DAKOTA BY CITY (2017-2021)

Sioux Falls	79
Rapid City	25
Pierre	23
Mitchell	11
Yankton	11
Aberdeen	8
Brookings	8
Vermillion	6
Watertown	6
Sturgis	5
Madison	3
Belle Fourche	2
Eagle Butte	2
Flandreau	2
Timber Lake	2
Bon Homme	1
Britton	1
Burke	1
Deadwood	1
Dell Rapids	1
Elk Point	1
Eureka	1
Gettysburg	1



Hartford	1	Martin	1	Wall	1
Howard	1	Mission	1	White River	1
Huron	1	Rosebud	1	Canton	1
Ipswich	1	Sisseton	1	Onida	1



UNIVERSITY OF
SOUTH DAKOTA

- ▶ Addiction Counseling & Prevention
- ▶ Dental Hygiene
- ▶ Medical Laboratory Science
- ▶ Nursing
- ▶ Occupational Therapy
- ▶ Physical Therapy
- ▶ Physician Assistant Studies
- ▶ Public Health & Health Sciences
- ▶ Social Work



UNIVERSITY OF
SOUTH DAKOTA

SCHOOL OF HEALTH SCIENCES

- ▶ USD has prepared South Dakota's health care leaders since 1907.
- ▶ USD is home to the state's only comprehensive health sciences school and medical school, where students learn and train together.
- ▶ USD offers a learning environment that mirrors the health care industry, focusing on communication and compassion – making our graduates uniquely positioned to succeed as members of coordinated care teams.
- ▶ In FY22, 570 degrees were awarded with 199 at the graduate level.
- ▶ 63% of graduates stay and practice in South Dakota



*University and state leadership
celebrate the grand opening of the
School of Health Sciences building
Sept. 8, 2022.*

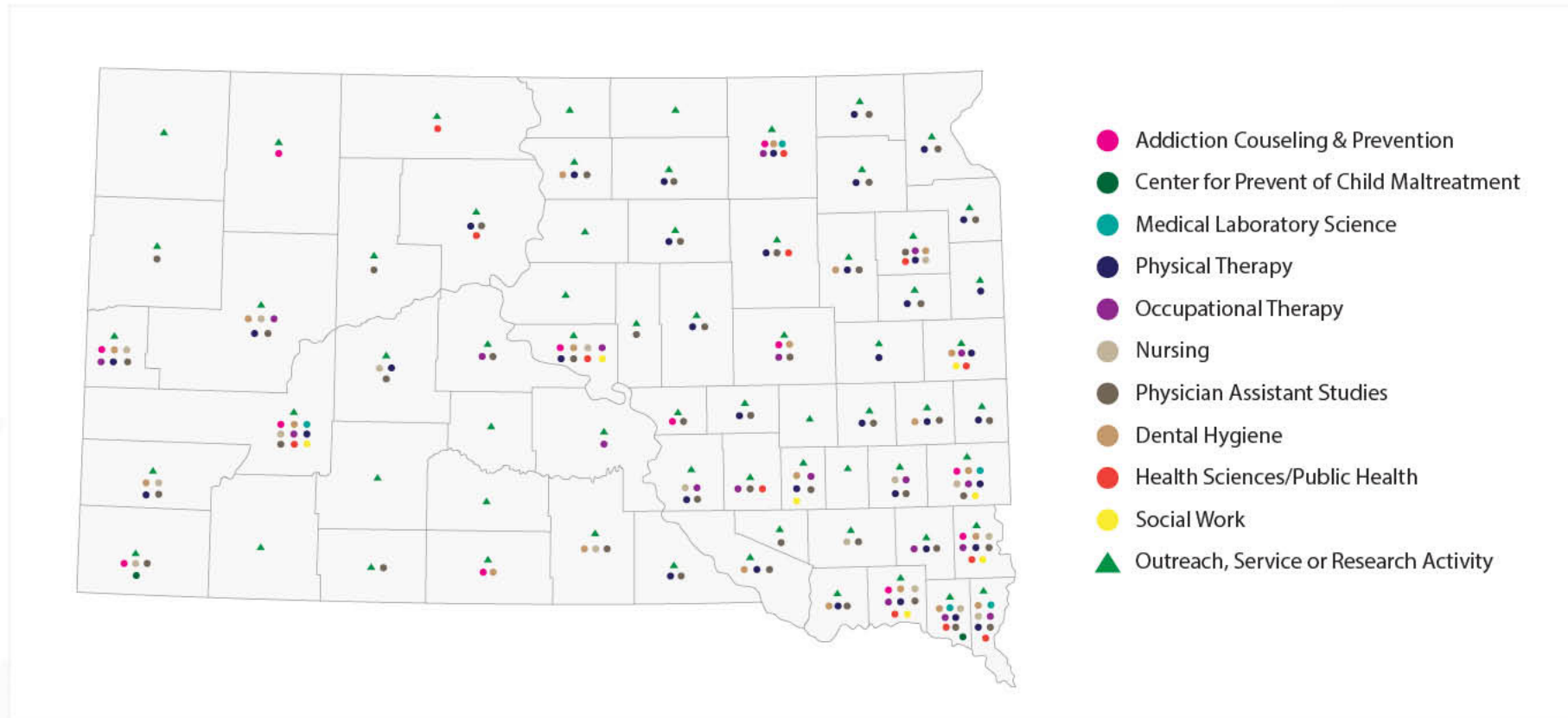
SCHOOL OF HEALTH SCIENCES

SIMULATION & INTERPROFESSIONAL EDUCATION

Simulation and interprofessional education are key to USD's curriculum and the future of health care education. Using cutting-edge technology and equipment to create innovative and realistic patient care scenarios, these real-life immersion experiences promote the development of leadership and strong communication skills.

- ▶ Aspiring nurses and nurse anesthetists learn alongside physicians, social workers, physical and occupational therapists, physician assistants and others to effectively communicate, problem-solve, coordinate patient care and deliver team-based care.
- ▶ Relocation of a number of Sioux Falls-based health sciences programs to the USD – Sioux Falls campus allowed for the expansion of the Parry Center for Clinical Skills and Simulation. Expansion includes the addition of a simulated surgical suite and an intensive care unit, increasing capacity for additional interprofessional education and simulation.


SCHOOL OF HEALTH SCIENCES



SANFORD SCHOOL OF MEDICINE

Class of 2026

- ▶ 41% from towns <10,000
- ▶ 62% from towns <30,000
- ▶ >50% plan to practice in SD (Only 0.3% from the other 154 accredited medical schools plan to practice in SD)



Class of 2022

- ▶ 100% matched to a residency (94% nationally)
- ▶ Scored 7 points above national average in step 1 and step 2 licensing examinations
- ▶ Ranked above 90th percentile in 5 key metrics regarding feeling adequately prepared for residency training (GQ survey, 2022)
- ▶ Upon graduation, 100% understand ethical and professional values expected of the profession (GQ survey, 2022)



UNIVERSITY OF
SOUTH DAKOTA

SANFORD SCHOOL OF MEDICINE

SOUTH DAKOTA IS OUR CAMPUS

- ▶ Regional education sites in Rapid City, Sioux Falls, Vermillion and Yankton
- ▶ FARM sites in Chamberlain, Milbank, Mobridge, Parkston, Pierre, Spearfish, Vermillion and Winner
- ▶ Family Medicine Rural Preceptorships in other rural communities
- ▶ 2,000 clinical faculty throughout South Dakota
- ▶ Four large health systems (Avera, Monument, Sanford, VA)
- ▶ Independent rural hospitals and health clinics
- ▶ 36 grants awarded from extramural agencies totaling over \$11 million in 2022
- ▶ Research Coordinator hired to work with partner institutions, leading to increasing research experiences for all medical students

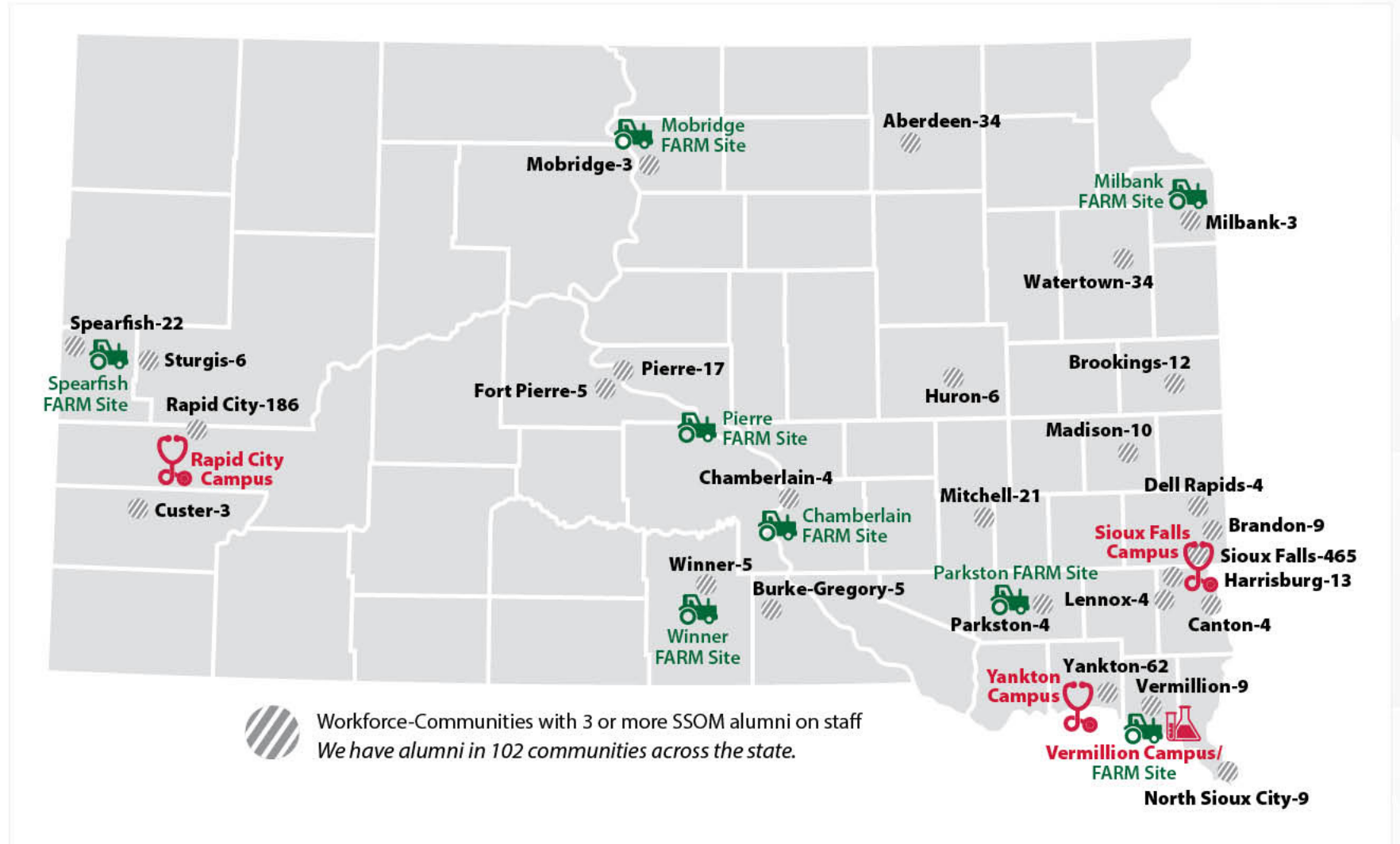
Frontier And Rural Medicine (FARM)

- ▶ 8 sites, 13 students in Class of 2026 Cohort
- ▶ Students engage in these communities
- ▶ Highly evaluated by students
- ▶ 57% of FARM graduates have matched in family medicine, internal medicine, pediatrics
- ▶ 83% of FARM graduates have matched in a primary discipline if including obstetrics and psychiatry
- ▶ Nationally recognized program: other schools with rural focus interested in learning from us



UNIVERSITY OF
SOUTH DAKOTA

SANFORD SCHOOL OF MEDICINE



UNIVERSITY OF
SOUTH DAKOTA

SANFORD SCHOOL OF MEDICINE

GRADUATE MEDICAL EDUCATION

- ▶ Clinical training experiences required post-MD for licensing
- ▶ Eight residency and four fellowship programs (neurology to be added 2024)
- ▶ Annual economic impact of \$16.5 million
- ▶ SSOM grads who complete residency in SD: 75% stay to practice in SD
- ▶ Non-SSOM grads who complete residency in SD: 46% stay to practice in SD
- ▶ Recently expanded number of family medicine slots in Rapid City
- ▶ Rural family medicine residency in Pierre



UNIVERSITY OF
SOUTH DAKOTA

SANFORD SCHOOL OF MEDICINE

COMMUNITY ENGAGEMENT

- ▶ Experience in free health care clinics in Sioux Falls, Yankton, Vermillion (rank 99th percentile nationally)
- ▶ Educate elementary, high school, college students in SD about careers in health professions or biological sciences (rank 99th percentile nationally)
- ▶ Extensive experience working with underserved populations
- ▶ Curricular emphasis on health care for underserved and rural health / interprofessional collaboration
- ▶ Increased presence in Rosebud and Pine Ridge
- ▶ FARM students participate in community projects with far reaching impact
- ▶ Dakota Responder Training; EMS training; Partnership with Agtegra and other large cooperatives; potential to truly impact EMS shortage in rural SD
- ▶ Community outreach through Center for Disabilities and Center for Rural Health Improvement

SSOM'S IMPACT ON WORKFORCE: A SPOTLIGHT ON YANKTON, S.D.

- ▶ 47 of 62 practicing MDs (76%) in Yankton are SSOM graduates
- ▶ 27 of 62 practicing MDs (44%) trained on the Yankton campus
- ▶ 31 of 37 (84%) MDs at the Yankton Medical Clinic are SSOM graduates
- ▶ 22 of 37 (60%) MDs at the Yankton Medical Clinic trained on the Yankton campus



UNIVERSITY OF
SOUTH DAKOTA

**WE ARE
SOUTH DAKOTA**