


State of South Dakota



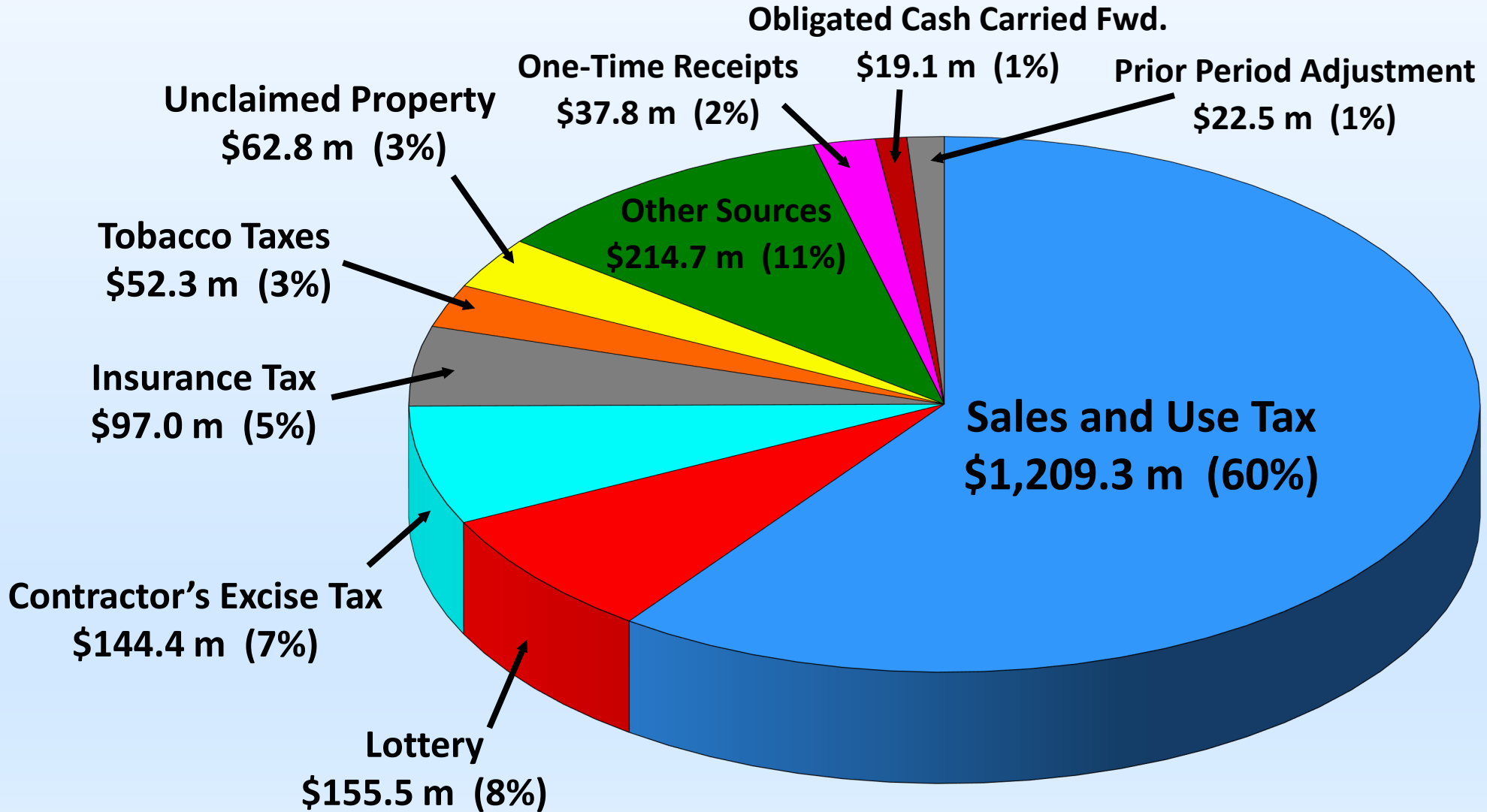
FY2021 Year End Summary

Year End General Fund Figures

Adopted Revenue Surplus (March 2021)	<u>\$0</u>
Actual Revenue Collections Compared to Feb 2021 Estimates	
Sales and Use Tax	\$26,582,124
Lottery	\$14,241,647
Unclaimed Property Receipts	\$6,003,171
Bank Franchise Tax	\$4,619,352
Net Transfers In	\$2,875,339
Net Contractor's Excise Tax	\$1,806,914
Licenses, Permits, and Fees	\$1,615,008
Insurance Company Tax	\$875,411
Charges for Goods and Services	\$295,704
Severance Taxes	\$254,416
Alcohol Beverage Tax	\$173,442
Trust Funds	\$38,156
Investment Income and Interest	\$21,622
Alcohol Beverage 2% Wholesale Tax	\$15,858
Tobacco Taxes	(\$353,536)
Telecommunications Tax	(\$1,178,649)
Unexpended Carryovers/Specials/Deferred	\$4,125,561
Total Change in Revenues	<u>\$62,011,540</u>
Miscellaneous Cash Adjustments (Included in NTI)	<u>\$461,601</u>
Total Revenue Change	<u>\$62,011,540</u>
Budgeted Reversions	
Executive Branch Reversions (includes BOR)	\$20,977,716
Legislative Reversions	\$621,635
Judicial and Constitutional Office Reversions	\$2,264,248
Total Reversions	<u>\$23,863,600</u>
Operating Transfer	(\$9)
Cash Surplus	<u>\$85,875,130</u>
Amount Obligated to the General Revenue Replacement Fund	(\$85,875,130)
Revised Ending Unobligated Cash Balance	<u>\$0</u>

Total General Fund Revenue

\$2,015,568,977



* Totals may not add due to rounding.

General Fund Receipts

Legislative Revised FY2021 vs. Actual FY2021

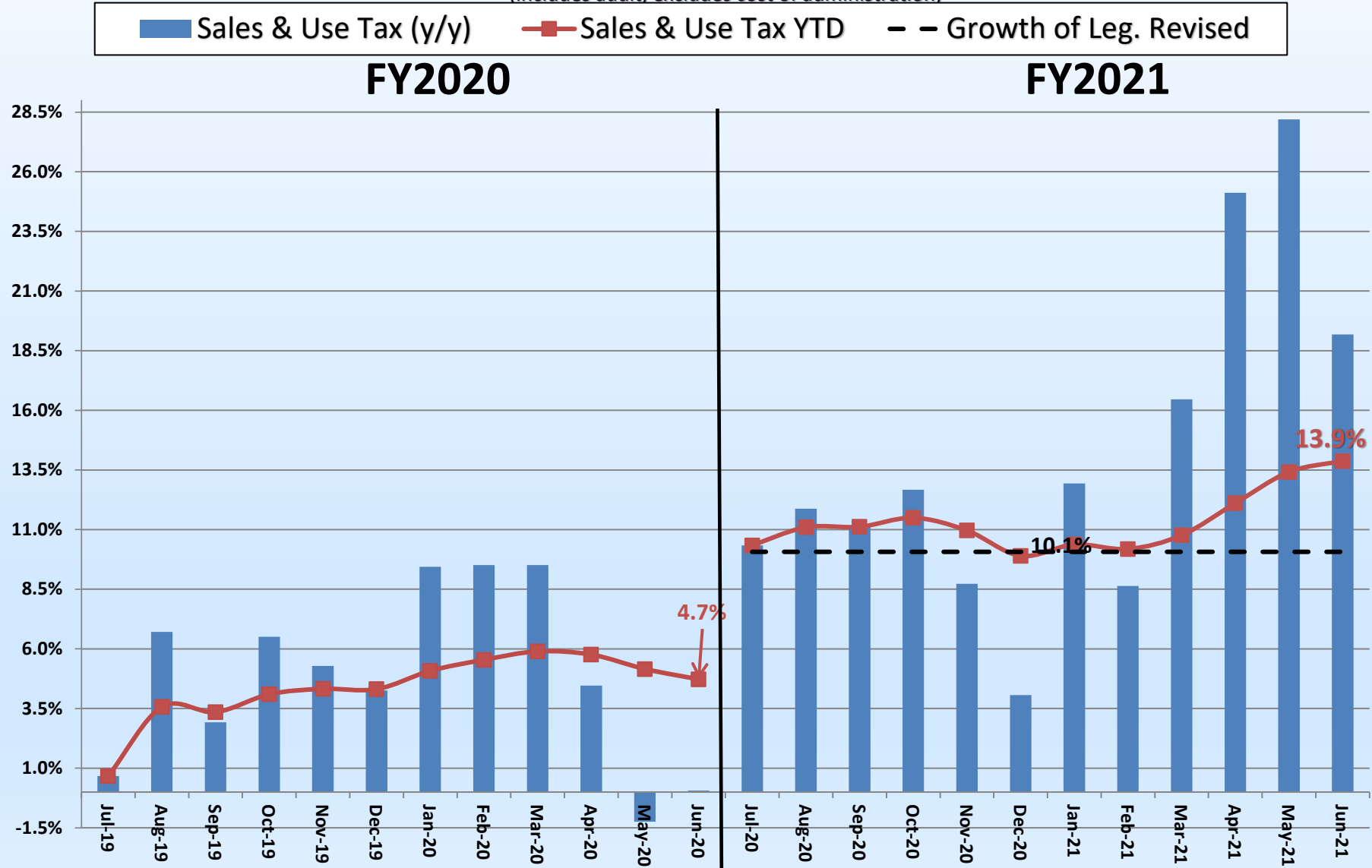
	<u>LEG REVISED</u> <u>FY2021</u>	<u>ACTUAL</u> <u>FY2021</u>	<u>DOLLAR</u> <u>CHANGE</u>	<u>PERCENT</u> <u>CHANGE</u>
ONGOING RECEIPTS				
Sales and Use Tax	1,164,760,218	1,209,342,342	44,582,124	3.83
Lottery	141,285,402	155,527,049	14,241,647	10.08
Contractor's Excise Tax	142,641,353	144,448,267	1,806,914	1.27
Insurance Company Tax	96,135,028	97,010,439	875,411	0.91
Unclaimed Property Receipts	56,806,759	62,809,930	6,003,171	10.57
Licenses, Permits, and Fees	69,597,888	71,212,896	1,615,008	2.32
Tobacco Taxes	52,667,729	52,314,193	(353,536)	(0.67)
Trust Funds	41,589,883	41,628,039	38,156	0.09
Net Transfers In	20,596,155	23,471,494	2,875,339	13.96
Alcohol Beverage Tax	8,594,284	8,767,726	173,442	2.02
Bank Franchise Tax	14,376,189	18,702,022	4,325,833	30.09
Charges for Goods and Services	16,148,725	16,444,429	295,704	1.83
Telecommunications Tax	4,699,227	3,520,578	(1,178,649)	(25.08)
Severance Taxes	9,556,185	9,810,601	254,416	2.66
Investment Income and Interest	18,570,675	18,592,297	21,622	0.12
Alcohol Bev 2% Wholesale Tax	2,580,299	2,596,157	15,858	0.61
TOTAL (ONGOING RECEIPTS)	<u>\$ 1,860,605,999</u>	<u>\$1,936,198,459</u>	<u>\$ 75,592,460</u>	<u>4.06</u>
ONE-TIME RECEIPTS				
Refinancing Gains/Transfer from SDBA	6,745,654	6,745,654	0	0.00
Closeout of SDRC Inc. Funds	3,381,726	3,381,726	0	0.00
Bank Franchise Tax Prior Year Revenue	9,720,271	10,013,790	293,519	3.02
One-Time Sales and Use Tax	31,486,289	13,486,289	(18,000,000)	(57.17)
Unexpended Carryovers and Specials	0	4,125,561	4,125,561	N/A
Transfer from Budget Reserve Fund	0	0	0	N/A
Obligated Cash Carried Forward	19,093,963	19,093,963	0	0.00
Prior Period Adjustment	22,523,535	22,523,535	0	0.00
SUBTOTAL (ONE-TIME RECEIPTS)	<u>\$ 92,951,438</u>	<u>\$ 79,370,518</u>	<u>\$ (13,580,920)</u>	<u>(14.61)</u>
GRAND TOTAL	<u><u>\$ 1,953,557,437</u></u>	<u><u>\$2,015,568,977</u></u>	<u><u>\$62,011,540</u></u>	<u><u>3.17</u></u>

* Totals may not add due to rounding.

Recent Growth Rates in State Sales and Use Tax

Recent Growth Rates in State Sales and Use Tax

(includes audit, excludes cost of administration)




FY2021 Budgeted Agency Reversions

Agency	General Fund Reversion	Agency	General Fund Reversion
Agriculture	\$377,399	Public Safety	\$430,985
Attorney General	\$0	Public Utilities Commission	\$4
Board of Regents	\$610,730	Revenue	\$737
Corrections	\$3,141,240	School and Public Lands	\$16,347
Education	\$10,310,303	Secretary of State	\$46,888
Environment and Natural Resources	\$47	Social Services	\$3,371,503
Executive Management	\$281,026	State Auditor	\$424
Game, Fish, and Parks	\$5	State Treasurer	\$14,322
Health	\$0	Tourism	\$0
Human Services	\$2,400,373	Transportation	\$0
Labor and Regulation	\$0	Tribal Relations	\$53,148
Legislature	\$621,635	Unified Judicial System	\$2,186,263
Military	\$87	Veterans' Affairs	\$134

TOTAL BUDGETED REVERSIONS	\$23,863,600	1.5%
----------------------------------	---------------------	-------------

State of South Dakota



FY2021 Year End Summary