

# 2013 Legislative Update Transportation Committee

Debra A. Hillmer

Director

Division of Motor Vehicles

773-5747

# License Fee History

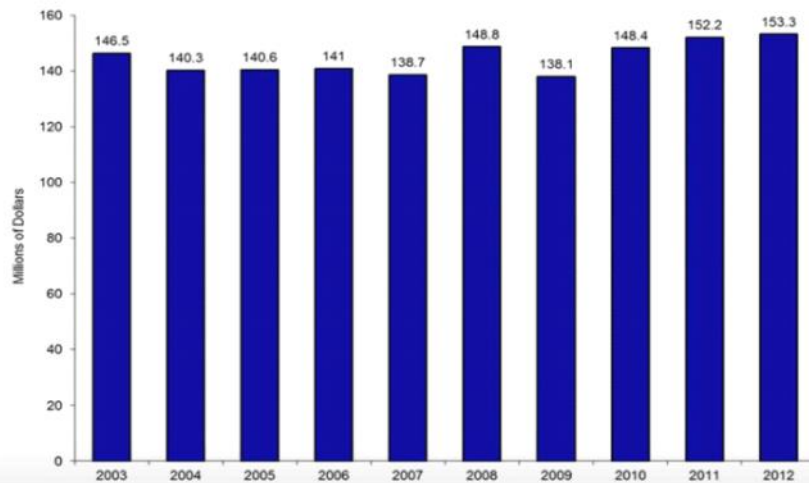
- 1913 - \$6.00
- 1931 - range from \$13 to \$75 for autos, \$15 to \$400 for trucks with a 50% reduction for vehicles 5 years of age or older.
- 1933 - a 30% reduction based on age rather than the 50% also cut truck fees in half.
- 1937 - added fees for house cars, house trailers, and trailer coaches.
- 1977 - cars and trucks were combined into one fee schedule ranging from \$20 to \$180 based upon the weight.
- 1992 - cars, pickups and vans \$20 to \$40, trucks licensed under a non-commercial gross weight fee schedule.
- 1999 - cars, pickups, and vans increased on the average of \$12, non commercial gross increased \$5.50, motor home license fees increase by 50%
- 2011 – cars pickups and vans increased on average \$9, non-commercial gross was changed to 45% of the commercial fee schedule, reduction moved from 5 to 10 years of age.
- 2013 – cars, pickups and vans increase again by another \$9, non commercial will be 60% of the commercial fee schedule

# History of Motor Fuel and Special Fuel Taxes

Year	Gasoline	Ethanol	Diesel	Ethyl & Methyl Alcohol
1933	\$ 0.04			
1941			\$ 0.04	
1951	\$ 0.05		\$ 0.05	
1957	\$ 0.06		\$ 0.07	
1969	\$ 0.07			
1975	\$ 0.08		\$ 0.08	
1979	\$ 0.09	\$ 0.06	\$ 0.09	
1980		\$ 0.08	\$ 0.12	
1981	\$ 0.12		\$ 0.13	
1984	\$ 0.13	\$ 0.09		
1986		\$ 0.11		
1988	\$ 0.18	\$ 0.16	\$ 0.18	
1997	\$ 0.21	\$ 0.19	\$ 0.21	
1998	\$ 0.18	\$ 0.16	\$ 0.18	
1999	\$ 0.22	\$ 0.20	\$ 0.22	
2009	\$ 0.22		\$ 0.22	\$ 0.08

# Total Motor Fuel Revenues Collected 2003-2012

(Includes tank inspection fee)



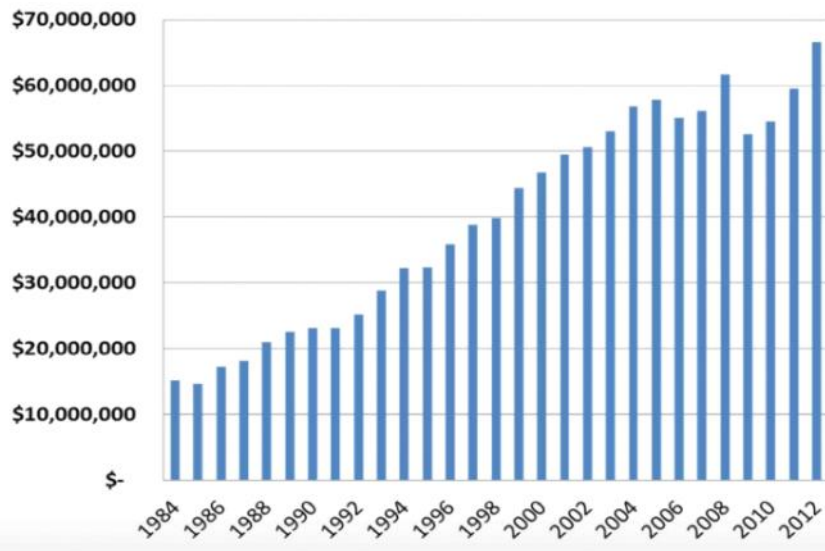
01/28/2013

2013 Legislative Update

4



# 3 % Motor Vehicle Excise Tax 1984 to 2012



1984	\$ 15,163,600
1985	\$ 14,629,435
1986	\$ 17,259,700
1987	\$ 18,160,395
1988	\$ 21,022,513
1989	\$ 22,552,801
1990	\$ 23,191,955
1991	\$ 23,106,477
1992	\$ 25,245,997
1993	\$ 28,890,203
1994	\$ 32,212,189
1995	\$ 32,317,715
1996	\$ 35,861,682
1997	\$ 38,801,014
1998	\$ 39,922,663
1999	\$ 44,400,831
2000	\$ 46,860,250
2001	\$ 49,502,955
2002	\$ 50,714,794
2003	\$ 53,107,813
2004	\$ 56,866,793
2005	\$ 57,878,040
2006	\$ 55,104,857
2007	\$ 56,178,317
2008	\$ 61,675,234
2009	\$ 52,588,389
2010	\$ 54,606,291
2011	\$ 59,600,187
2012	\$ 66,662,387



# Motor Fuel Tax Distribution

## Motor Fuel Tax – FY 2012

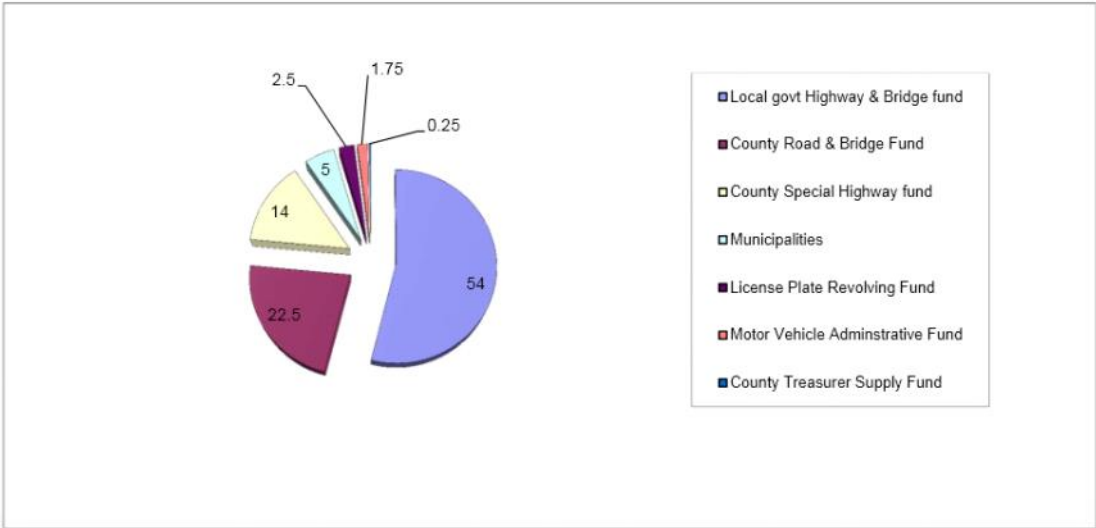
<b>Gross</b>	<b>\$ 137,501,507</b>
oLess Refunds	- 223,965
oAdministration	- 2,614,833
oConservation Comm.	- 500,000
o Allowance for Suppliers	- 3,150,526
oTribal Motor Fuel	- 3,385,379
oIFTA Refunds	- 4,031,803
oSnowmobile Trails	- 427,460
oParks & Recreation	- 1,486,439
oCounties & Townships	- 700,000
oDOA – Northern Crop Institute	- 75,000
oValue added Agriculture fund	- 135,000
<b>NET TO HIGHWAY FUND</b>	<b>\$ 120,771,102</b>

# Highway User Fee Collection and Distribution for FY 2012

## Vehicle Excise Tax

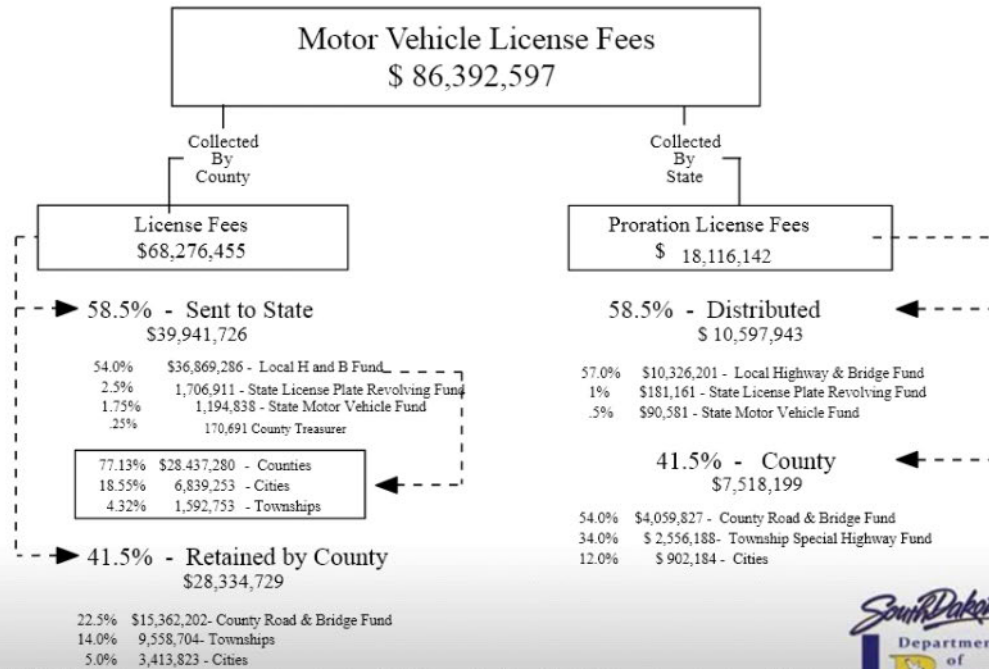
Excise Tax	\$ 66,662,387
Rental 4.5% Gross Receipts	\$ 1,584,354
Prorate Excise Tax	<u>\$ 1,450,557</u>
<b>Total Excise Tax</b>	<b>\$69,697,297</b>

# Distribution Formula for Non-Commercial License Fees





# Highway User Fee Collection and Distribution for FY 2012



# Highway User Fee Collection and Distribution for FY 2012

## Other Fees

### **To State Highway Fund \$333,580**

- Tractor Registration \$ 112,310
- Duplicate Cab Cards \$ 10,817
- Transfer Fees \$ 2,439
- Special Highway Permits \$ 208,014

### **License Plate Revolving Fund \$191,354**

- Duplicate plates \$ 107,922
- Trailer Registration Fees \$ 83,432

### **Motor Vehicle Fund \$ 2,505,682**

- Title & Penalty Fees \$ 2,503,937
- Administration Fees \$ 1,745

# Highway User Fee Collection and Distribution for FY 2012 to Highway Fund

<b>Motor Fuel Tax – FY 2012</b>	
Gross Collections	\$ 137,501,507
oLess Refunds	- 223,965
oAdministration	- 2,614,833
oConservation Comm.	- 500,000
oAllowance for Suppliers	- 3,150,526
oTribal Motor Fuel	- 3,385,379
oIFTA Refunds	- 4,031,803
oSnowmobile Trails	- 427,460
oParks & Recreation	- 1,486,439
oCounties & Townships	- 700,000
oDOA – Northern Crop Institute	- 75,000
oValue added Agriculture Fund	- 135,000
<b>o NET TO HIGHWAY FUND</b>	<b>\$ 120,771,102</b>

<b>Vehicle Excise Tax</b>	
MV Excise Tax	\$ 66,662,387
Rental 4.5% Gross Receipts	\$1,584,354
Prorate Excise Tax	<u>\$1,450,557</u>
<b>Total Excise Tax</b>	<b>\$69,697,297</b>

<b>Other Fees</b>	
<b>To State Highway Fund \$333,580</b>	
oTractor Registration	\$ 112,310
oDuplicate Cab Cards	\$ 10,817
oTransfer Fees	\$ 2,439
oSpecial Highway Permits	\$ 208,014
<b>License Plate Revolving Fund \$191,354</b>	
oDuplicate plates	\$ 107,922
oTrailer Registration Fees	\$ 83,432
<b>Motor Vehicle Fund \$ 2,505,682</b>	
oTitle and Lien Fees	\$2,503,937
oAdministration Fees	\$ 1,745

<b>Total Highway Fund</b>	
<b>Motor Fuel Tax</b>	<b>\$120,771,102</b>
<b>Vehicle Excise Tax</b>	<b>\$ 69,697,297</b>
<b>Other Fees</b>	<b>\$3,030,616</b>
<b>TOTAL</b>	<b>\$ 193,499,015</b>

# Counties with Wheel Tax FY 2012

County	Rate
Minnehaha	\$ 4.00
Brown	\$ 4.00
Beadle	\$ 2.00
Codington	\$ 2.00
Brookings	\$ 4.00
Yankton	\$ 4.00
Davison	\$ 2.00
Aurora	\$ 4.00
Bennett	\$ 4.00
Bon Homme	\$ 2.00
Brule	\$ 4.00
Butte	\$ 2.00
Charles Mix	\$ 4.00
Clark	\$ 4.00
Custer *	\$2.00 to \$3.00
Day	\$ 4.00
Deuel	\$ 2.00
Douglas	\$ 4.00
Faulk	\$ 4.00
Gregory	\$ 2.00
Grant	\$ 4.00
Haakon	\$ 4.00
Hamlin	\$ 2.00

Hughes	\$ 2.00
Hutchinson	\$ 3.00
Jerauld	\$ 2.00
Lake	\$ 4.00
Kingsbury	\$ 4.00
Lincoln	\$ 4.00
Lyman	\$ 4.00
Marshall	\$ 4.00
Mc Cook	\$ 4.00
Mellette	\$ 4.00
Miner	\$ 4.00
Moody	\$ 2.00
Perkins	\$ 2.00
Roberts	\$ 4.00
Sanborn	\$ 4.00
Spink	\$ 4.00
Stanley	\$ 4.00
Sully	\$ 4.00
Tripp	\$ 4.00
Turner	\$ 2.00
Union	\$ 4.00
Walworth	\$ 4.00
Ziebach	\$ 2.00

\*fees vary

01/28/2013

2013 Legislative Update

12



# Highway User Fee Collection and Distribution for FY 2012 to Counties

<b>Motor Vehicle License Fees</b>	
<b>\$ 86,392,597</b>	
<b>Local Highway &amp; Bridge Fund</b>	
<b>\$ 47,195,487</b>	
77.13% Counties	\$36,401,879
18.55% Cities	\$8,754,763
4.32% Townships	\$2,038,845
<b>County 41.5%</b>	<b>\$ 35,852,928</b>
<b>County Road &amp; Bridge Fund</b> \$ 19,422,029	
•Townships	\$ 12,114,892
•Cities	\$ 4,316,007
○License Plate Revolving	<b>\$ 1,888,072</b>
○Motor Vehicle Fund	<b>\$ 1,285,419</b>
County Treasurer fund	<b>\$ 170,691</b>
<b>County, City &amp; Township Funding</b>	
54%/57 %License fees	\$ 47,195,879
41.5% License fees	\$ 35,852,928
Wheel Tax Collected	\$ 10,066,128
Other Funding Matches	\$12,720,896
<b>TOTAL</b>	<b>\$105,835,831</b>

<b>Wheel Tax Collections CY 2012</b>
\$10,066,128

<b>State Highway Funds Transferred to Local Government for Federal Match</b>	
Match \$ for Counties & Cities	\$3,996,041
County Striping	\$ 6,467,809
Community Access Roads	\$400,000
GF& P Replacement Fees to Counties	\$ 1,033,269
Industrial & Economic Roads	\$ 1,502,840
Agricultural Roads	\$ 148,064

01/28/2013

2013 Legislative Update

13



# Comparison License Fees

The following examples are for passenger vehicles.

- **SD** Based on weight and age
  - New 4000 lb. \$51 over 10 years \$35.70
- **ND** Based on weight and age
  - New 4000 lb. \$ 93 older vehicles range from \$81 to \$57
- **MN** plate fee of \$4.25 plus ad valorem tax based upon value of vehicle - 2013 \$30,000 purchase price the license plate fee would be \$336.00
- **NE** registration \$15 plus ad valorem tax varies
  - 2004 F-150 \$247.50
- **IA** Based upon 1% of manufacture list price plus \$.40 per 100 lbs per unladen weight
  - 2010 F-150 \$320.00, 2005 F-150 \$150.00
- **WY** \$15 State fee + County fee based upon factory price 3% of 60% if 1<sup>st</sup> year of service
  - 2009 F-150 (\$30,000 factory price) \$555

# Comparison of Tax on Vehicles

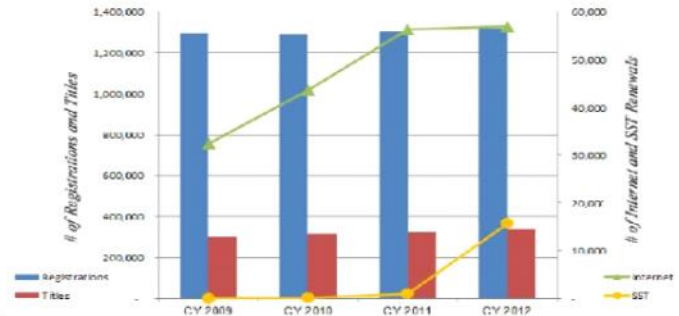
- SD - 3%
- ND – 5%
- MN – 6.5%
- NE – 5.5% plus local tax
- IA – 5%
- WY – County tax 4 - 7 %



# On-Line Services/Self Service Terminals



	Registrations	Titles	Internet	SST
CY 2009	1,291,902	301,781	32,373	0
CY 2010	1,288,891	314,890	43,577	22
CY 2011	1,305,881	322,837	56,269	970
CY 2012	1,320,827	336,252	57,032	15686



01/28/2013

2013 Legislative Update

16





# Electronic Services

- Suppliers submit their reports and payments electronically. This accounts for 90% of the fuel tax revenue.
- Motor Carriers – IRP and IFTA licensees can renew on-line @ [www.interstateonline.sd.gov](http://www.interstateonline.sd.gov)
- Dealers can renew their licenses on-line
- Implemented Electronic Lien titles

# Future Projects

- Expand the on-line services – MYSDcars
- Allow electronic payments for dealer renewals
- Participate in a Proof of Concept for electronic titles
- Expand electronic filing for motor fuel licensees