


DENR FY 2014 BUDGET REQUEST

presented to the

JOINT APPROPRIATIONS COMMITTEE

**South Dakota Department of
Environment and Natural Resources**



Protecting South Dakota's Tomorrow ... Today

DENR Mission Statement: *To protect public health and the environment by providing environmental monitoring and natural resource assessment, technical and financial assistance for environmental projects, and environmental regulatory services; all done with reduced red tape, expanded e-government functions, and exceptional customer service to promote a prosperous economy while protecting South Dakota's environment and natural resources for today and tomorrow.*

January 11, 2013

DENR MAKES A DIFFERENCE BY:

- **Protecting public health and the environment**
- **Maintaining a business-friendly climate**
- **Treating everyone as our customer**





Table of Contents

<u>Section</u>	<u>page</u>
Review of FY 2012 End of Year Status.....	4
DENR FY 2014 Budget Request.....	5
DENR's Top Priority Areas.....	6
1. Being Frugal	7
2. Protecting Human Health and the Environment - Highlights	8
• High Sodium Chlorite in Chamberlain's Drinking Water.....	8
• <i>E. coli</i> in Aberdeen's Drinking Water.....	8
• NuStar Pipeline Spill and Cleanup.....	8
• Abandoned Gravel Pits.....	8
• Protecting Domestic Use.....	8
• Big Sioux River Fish Kill in Sioux Falls.....	8
• Illegal Dam Removal on Bear Butte Creek.....	8
3. Building Infrastructure to Grow Our Economy	9
4. Growing Our Agricultural Economy - Controversial Cases	10
• Longview Farms.....	10
• Veblen Dairies.....	12
• Hanson County Dairy.....	13
5. Growing Our Industrial Economy	14
• DENR's Oil and Gas Initiative.....	14
• Selling DENR's Oil and Gas Initiative.....	15
• Hyperion Energy Center.....	16
• DENR's Permitting Binge.....	17
a. Wharf Gold Mine near Deadwood.....	17
b. Big Stone Power Plant near Milbank.....	17
c. Bel Brands in Brookings.....	17
d. John Morrell in Sioux Falls.....	17
e. Valero Ethanol near Aurora.....	17
f. GCC Dacotah Cement Plant in Rapid City.....	17
g. Mineral Mountain Resources Underground Gold Mine near Keystone.....	17
h. Powertech In-situ Uranium Mine in Fall River County.....	17
i. Deadwood Standard Gold Mine on top of Spearfish Canyon.....	17
6. Using Technology - DENR's 37 FoxPro Databases Conversion Project	18
7. Reducing Laws and Rules - DENR's Red Tape Review	19
Key Environmental Indicators	20
1. Increasing Workloads	20
a. Hazardous Waste Generators.....	20
b. Spill Sites Cleaned Up.....	20
c. Number of Grants and Loans Awarded.....	21
d. Water Right Permits Regulated.....	21
e. Air Quality Permits Regulated.....	22
f. People Served by Regulated Public Drinking Water Systems.....	22
2. Environmental Standards	23
a. Percent of Fecal Coliform Samples that Meet Surface Water Quality Standards.....	23
b. Percent of Total Suspended Solids Samples that Meet Surface Water Quality Standards.....	23
c. PM10 Trends in South Dakota.....	24
d. PM2.5 Trends for South Dakota.....	24
e. Ozone Trends for South Dakota.....	25
Summary Recap of DENR's FY 2014 Budget Request	25



Review of FY 2012 End of Year Status

1. DENR Operating Budget

- DENR utilized 93% of its total budget authority (excluding authority for the Regulated Substance, Environmental Livestock, and ARRA Funds)
- DENR utilized 100% of its general funds
- No transfers between personal services and operating were needed
- DENR utilized 96% of its FTE allocation
- DENR's turnover rate was 10.6%

2. Informational Budgets

- **Regulated Substance Response Fund**
 - a. Created by the 1988 Legislature to deal with environmental cleanups
 - b. Life of Fund expenditures - \$3,736,621
 - c. Utilized \$191,132 last year on 3 sites
 - d. FY 2012 end-of-year balance - \$2.93 million
 - e. Future liabilities to the Fund
 - ♦ Environ. cleanups - potential from 200 to 250 new spills per year
 - ♦ EPA Brohm Mine Superfund site - state must provide 10% match for the projected \$80 million EPA Superfund cleanup; the state is then 100% liable for long-term water treatment costs after EPA leaves
- **Environmental Livestock Cleanup Fund**
 - a. Created by the 1998 Legislature to act as a safety net for environmental livestock cleanups; the Legislature capped the fund at \$2 million
 - b. Life of Fund expenditures - \$258,602
 - c. Utilized \$28,321 last year on 1 site
 - d. FY 2012 end-of-year balance - \$1.17 million
 - e. Future liabilities to the Fund
 - ♦ Potential bankruptcies and filed bankruptcies pose largest risks
- **Petroleum Release Compensation Fund**
 - a. Created by the 1988 Legislature to financially assist tank owners with the cleanup cost of petroleum releases and to meet the federal financial responsibility requirements for regulated underground tank owners
 - b. Life of Fund expenditures - \$83.5 million
 - c. Utilized \$946,244 of the informational budget—Initiated 140 new cases
 - d. FY 2012 end-of-year balance - \$3.78 million
 - e. Future liabilities to the Fund
 - ♦ Reimbursement for cleanup of leaks and spills from tanks
 - ♦ Abandoned underground tank removals
 - ♦ Training to tank owners to comply with federal training requirements



DENR FY 2014 BUDGET REQUEST

- Major Items Requested
 - a. Cut \$100,000 from operating - eliminates remaining authority granted for American Recovery and Reinvestment Act federal funding
- Summary of DENR's FY14 Budget Request from LRC Briefing Analysis

	Actual FY2011	Actual FY2012	Budgeted FY2013	Gov Rec FY2014	Inc/Dec FY2014	% Change From FY13
Personal Services						
Employee Salaries	9,021,490	9,271,273	9,929,194	9,929,194	0	0.0%
Employee Benefits	2,293,272	2,302,809	2,332,452	2,332,452	0	0.0%
FTE	180.0	173.7	180.5	180.5	0.0	0.0%
Funding Types						
General	4,759,960	4,543,050	4,646,694	4,646,694	0	0.0%
Federal	4,223,240	4,298,158	4,558,813	4,558,813	0	0.0%
Other	2,331,563	2,732,874	3,056,139	3,056,139	0	0.0%
Total PS	11,314,762	11,574,082	12,261,646	12,261,646	0	0.0%
Operating Expenses						
Travel	557,180	555,810	632,522	632,522	0	0.0%
Contractual Services	3,732,935	3,307,983	5,812,760	5,736,534	(76,226)	(1.3%)
Supplies & Materials	216,781	250,960	293,738	293,738	0	0.0%
Grants And Subsidies	22,277,464	1,778,969	2,404,880	2,404,880	0	0.0%
Capital Outlay	223,608	312,838	262,543	262,543	0	0.0%
Other	0	433	0	0	0	0.0%
Funding Types						
General	1,047,148	870,786	879,499	887,186	7,687	0.9%
Federal	24,725,744	3,368,614	2,749,885	2,659,541	(90,344)	(3.3%)
Other	1,235,075	1,967,593	5,777,059	5,783,490	6,431	0.1%
Total OE	27,007,967	6,206,992	9,406,443	9,330,217	(76,226)	(0.8%)
Totals for 20						
Funding Types						
General	5,807,108	5,413,836	5,526,193	5,533,880	7,687	0.1%
Federal	28,948,984	7,666,772	7,308,698	7,218,354	(90,344)	(1.2%)
Other	3,566,637	4,700,467	8,833,198	8,839,629	6,431	0.1%
Total	38,322,729	17,781,075	21,668,089	21,591,863	(76,226)	(0.4%)



DENR FY 2014 BUDGET REQUEST—SUMMARY

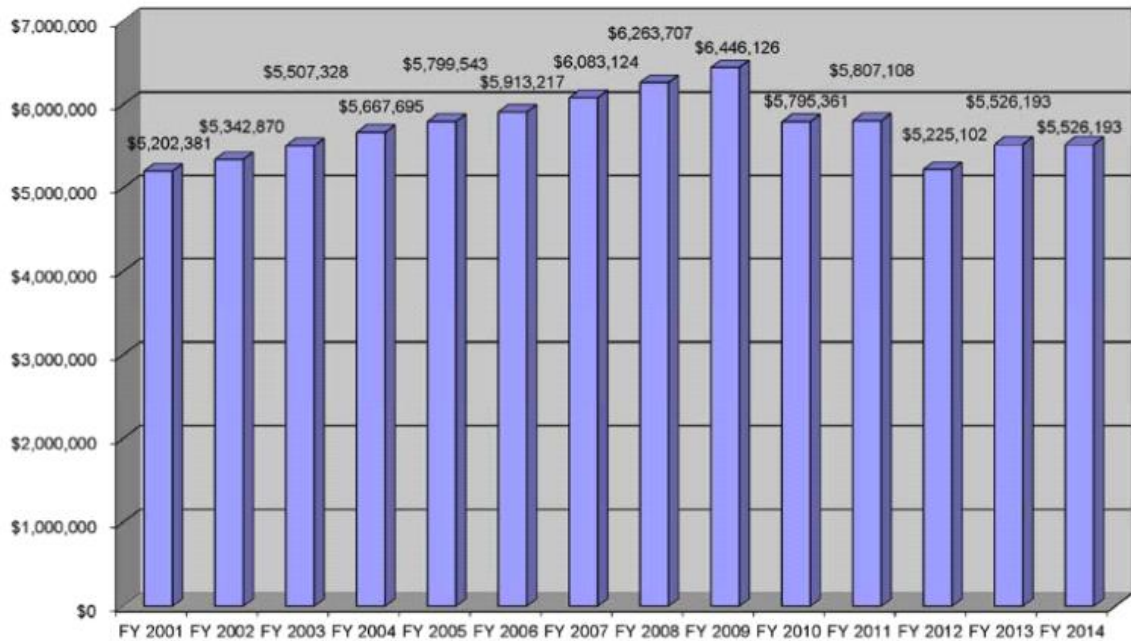
- **Major Items Requested**
 - a. **Cut \$100,000 from operating - eliminates remaining authority granted for American Recovery and Reinvestment Act federal funding**
- **No Growth Budget Request**
 - a. **FY 2012 cuts in DENR's base budget all remain in place**
 - b. **DENR is requesting no expansion in FTEs**
 - c. **DENR is requesting no expansion in personal services**
 - d. **DENR is requesting a reduction - no expansion except for statewide central service billings as determined by BFM - in operating**
- **DENR's FY 2014 Budget Request will allow it to continue to get the job done—top current and future priorities are:**
 1. **Being Frugal**
 2. **Protecting Human Health and the Environment**
 3. **Building Infrastructure to Grow Our Economy**
 4. **Growing Our Agricultural Economy**
 5. **Growing Our Industrial Economy**
 6. **Using Technology - DENR's 37 FoxPro Databases Conversion Project**
 7. **Reducing Laws and Rules - DENR's Red Tape Review**



DENR's Top Priority Areas

1. Being Frugal

DENR General Fund
Budget History



Reduced Operational Budget:

- DENR's 2014 general fund budget request is (\$919,933) less than its FY 2009 budget
- DENR's 2014 general fund budget request has fewer general funds than 10 years ago



Other Savings and Reimbursements:

- **DENR Cut Bond Costs** - Saved \$6.1 million by issuing \$76 million of refunding bonds for the Water State Revolving Funds on May 7
- **National Double Dip Recovery Lawsuits for Storage Tank Cleanups** - On 10/1/12, DENR was the first state in the nation to reach a settlement with Chevron for \$703,125
- **EPA Settlements with Potential Responsible Parties at Brohm Superfund Site** - 10/12 - EPA negotiated an \$8 million settlement with Cyprus and \$420,197 with Homestake to add to the Brohm bond in Mined Lands Reclamation Fund



DENR's Top Priority Areas

2. Protecting Human Health and the Environment - Highlights

Drinking Water Incidents:

- **Sodium Chlorite Spill in Chamberlain's Drinking Water** - after routine testing found high disinfectant levels in the treated water on March 30, DENR helped the city issue a Do Not Drink advisory and Rural Water helped the city with a flushing plan
- ***E. coli* in Aberdeen's Drinking Water** - *E. coli* is a fecal bacteria, so DENR issued a Boil Water Order on June 20 and Rural Water helped city flush and hyperchlorinate the lines before anyone got sick



Other Incidents:

- **NuStar Pipeline Spill and Cleanup** - NuStar reported a 20,000 gallon spill on February 20 north of Aberdeen; response was a model for any TransCanada releases
- **Abandoned Gravel Pits** - DENR revoked a \$20,000 statewide reclamation bond for VTS Rocks on May 17 because it abandoned 2 mine pits totaling 29 acres
- **Protecting Domestic Use** - due to low flows, DENR issued shutoff orders to water right holders on Battle Creek, Keya Paha River, Whitewood Creek, and some on Big Sioux
- **Big Sioux River Fish Kill in Sioux Falls** - DENR determined an August fish kill was from a combination of low flow, high temperatures, and elevated ammonia from Morrell
- **Illegal Dam Removal on Bear Butte Creek** - DENR issued an order on July 27 to the Glencoe Campground to take the dam out and then obtained a court order on August 5

DENR's Top Priority Areas

3. Building Infrastructure to Grow Our Economy



Lewis and Clark Regional Drinking Water Treatment Plant

During FY 2012:

- DENR awarded \$96.4 million in grants and EPA low interest loans to water, wastewater, solid waste, and recycling projects statewide
- DENR provided financial assistance to 129 different projects
- Major projects with economic development benefits:
 - a. \$30.6 million loan for upgrading Brookings wastewater treatment plant plus \$1 million Consolidated grant for the Bel Brands wastewater pretreatment unit
 - b. \$16 million loan to Ellsworth Development Authority to construct a regional wastewater treatment facility to serve both Ellsworth and Box Elder
 - c. The Lewis and Clark Regional Water System began to supply treated drinking water to Sioux Falls and 10 other systems - dedication ceremony was August 21
- November 8 - Board of Water and Natural Resources adopted the 2013 State Water Plan
- Governor Dugaard's 2013 Omnibus Water Funding Bill will again closely follow the recommendations from the Board of Water and Natural Resources

DENR's Top Priority Areas

4. Growing Our Agricultural Economy - Controversial Cases



Longview Farms:

- 4,900-head confined hog unit near Marty owned by Iowa farmers
- Yankton Sioux Tribe won court case that concluded hog unit is not domestic use and, therefore, needs a water right permit regardless of the amount of water used
- Water Management Board approved water right permit over objections from Yankton Sioux Tribe after a two-day contested case hearing
- The 2012 Legislature passed HB 1011 to clarify water right is not needed by a confinement unit if total water use is less than domestic use threshold of 18 gpm
- Yankton Sioux Tribe appealed permit, but circuit court ruled in favor of DENR
- Time to appeal to Supreme Court has passed; water right permit is final





DENR's Top Priority Areas

4. Growing Our Agricultural Economy - Confined Hog Units Approved in 2012

NAME	COUNTY	TYPE	SWINE OVER 55 LBS	DATE APPROVED
Oak Lane Colony	Hanson	Farrow to finish	2,075	05/16/2012
Spring Creek Colony	McPherson	Farrow to finish	7,826	08/09/2012
Hillside Pork	Hutchinson	Production swine	798	04/19/2012
White Rock Colony	Roberts	Farrow to finish	4,064	05/11/2012
Larson Brothers Dairy	Lincoln	Farrow to finish	3,146	06/25/2012
Jackrabbit Family Farm	Davison	Production swine	6,616	07/25/2012
Firesteel Finishers	Jerauld	Finisher swine	4,800	07/19/2012
Starburst Farms	Hutchinson	Production swine	600	08/06/2012
Maxwell Colony	Hutchinson	Farrow to finish	7,200	10/23/2012
Homestead Pork	Union	Finisher swine	2,400	10/02/2012
Coyote Ridge	Charles Mix	Production swine	1,128	08/29/2012
Waxdahl Finishing	Moody	Finisher swine	4,800	10/30/2012
Grassland Colony	McPherson	Farrow to finish	3,610	12/26/2012





DENR's Top Priority Areas

4. Growing Our Agricultural Economy - Controversial Cases



Veblen Dairies:

- 13,676-head dairies that went bankrupt
- DENR helped bankruptcy trustees keep full manure lagoons environmentally safe
- DENR named former owner Rick Millner as an environmental “bad actor”
- DENR successfully transferred water pollution control permits to new owners
- Riverview LLP has totally turned dairies around to be successful operations

Veblen East Dairy



Veblen West Dairy



DENR's Top Priority Areas

4. Growing Our Agricultural Economy - Controversial Cases



Proposed Hanson County Dairy Dies:

- proposed 7,000-head dairy
- Water Management Board approved water right permit over local objections
- Water right permit appealed to circuit court; Judge O'Brien remanded water right back to Water Board to determine recharge rate to aquifer
- Stipulation agreed to by all parties to start water right application process over if no further appeals of circuit court decision
- DENR completed technical estimate of aquifer recharge rate and public noticed recommendation to approve water right permit; contested case hearing scheduled for September 18-19
- Hearing before the Office of Hearing Examiners on August 30 to argue contested case hearing should be under jurisdiction of Hearing Examiners and not DENR's Water Management Board
- The First Circuit ruled on August 16th that the county conditional use permit was no longer valid
- Hanson County Dairy withdrew its application for a water right on September 7

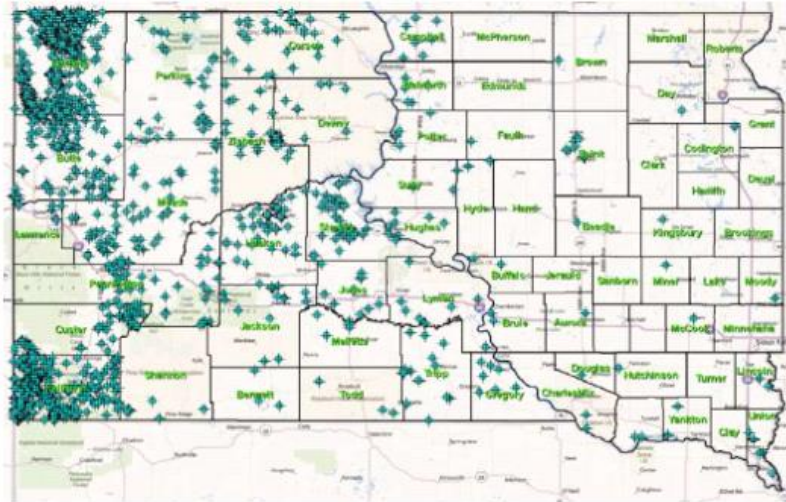


DENR's Top Priority Areas

5. Growing Our Industrial Economy - DENR's Oil and Gas Initiative

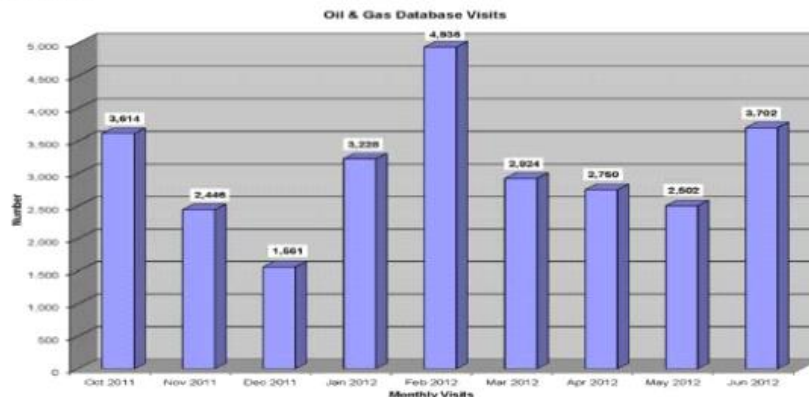
DENR's Oil and Gas Initiative

- On-line searchable databases contain geologic files from nearly 100,000 holes
- DENR has added boundaries of oil and gas fields to the interactive oil and gas map
- DENR has added enhanced recovery units to the oil and gas interactive map
- Built in-house by DENR Geologists; no consultants, no contractors, no BIT



Brian Stambaugh with NMR Petrophysics, Inc., emailed: *"I wanted to say to whoever all is responsible for it - "nice job" on the GIS Explorer Online. It is easy to use and easy to access all the records. I think it will help encourage oil and gas exploration in the state."*

Don Speaks, who is a consulting engineer for oil companies, was interviewed by KSFY, and said, *"This deal in South Dakota really interests me. South Dakota is being very aggressive in trying to entice an oil company to drill into this formation. I've never seen a state get behind a program and try to do as much as they are doing in order to get something going on a real good oil play in a particular area. What the state is doing is offering oil companies a ton of geologic research, free of charge, through this on line mapping database. I have never worked with a state that was so willing to help develop an oil industry like South Dakota."*



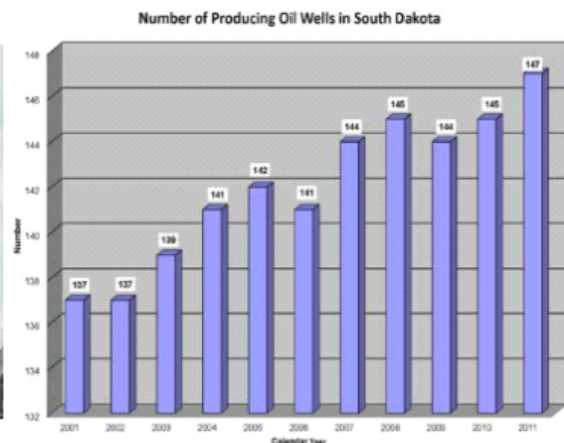


DENR's Top Priority Areas

5. Growing Our Industrial Economy - DENR's Oil and Gas Initiative

Schedule of Selling DENR's Oil and Gas Initiative:

Date	Title/Subject	Organization/Location
10-6-2011	Streamlining of DENR's Oil and Gas Regulations and New Interactive One-Stop Geologic Map	New Horizons in Oil and Gas Conference; SDSM&T
12-6-2011	Web Tools Developed for the Oil and Gas Initiative	DENR's Ground Water Quality Program; Pierre
12-15-11	Interactive Map-Based Data Source	East Dakota Water District; Brookings
2-3-2012	Oil & Gas Potential/Fracturing/Data Availability	SD Water/Wastewater Association; Sioux Falls
3-13-2012	SD's Oil & Gas Potential/Data Availability	South Dakota Engineering Society; Sioux Falls
3-21-2012	Data Availability Developed through DENR's Oil and Gas Initiative	DENR's 24 th Annual Environmental and Ground Water Conference; Ft. Pierre
4-19-2012	Data Availability Developed through DENR's Oil and Gas Initiative	Western South Dakota Hydrology Conference; Rapid City
4-27-2012	Data Availability Developed through DENR's Oil and Gas Initiative	South Dakota Engineering Society Annual Conference; Deadwood
5-3-2012	Oil & Gas Potential/Data Available/Interactive Map	Black Hills Bakken Conference; Spearfish
5-4-2012	South Dakota's Oil and Gas Potential	Kiwanis Club; Spearfish
5-23-2012	South Dakota Oil and Gas Activity Update	20 th Williston Basin Conference; Bismarck
6-15-2012	South Dakota's Oil and Gas Potential	Professional Soil Scientists Association; Wall
7-31-2012	Oil & Gas Potential/Data Available/Interactive Map	South Dakota Investment Society; Sioux Falls
8-1-2012	Oil & Gas Potential/Data Available/Interactive Map	Rocky Mountain Assoc. of Geologists; Denver
8-20-2012	Oil & Gas Potential/Data Available/Interactive Map	SD Telecommunications Assoc; Deadwood



DENR's Top Priority Areas

5. Growing Our Industrial Economy - Hyperion



Hyperion Energy Center

- After listening to four days of expert witness testimony and three hours of closing arguments, the Board of Minerals and Environment unanimously approved the Prevention of Significant Deterioration preconstruction air quality permit extension on September 15, 2011
- Amended air permit remanded back to circuit court for appeals
- On February 9, 2012, Judge Mark Barnett issued his ruling on the permit appeal as follows: *"This court is unable to find any error in the findings of fact and conclusions of law of the BME. The issues presented by Sierra Club and Hyperion were all correctly addressed by the DENR in its various briefs to this court... Therefore, the decision of the BME is AFFIRMED in its entirety."*
- Sierra Club appealed to Supreme Court over lack of an Environmental Impact Statement while Hyperion appealed over carbon monoxide limit on oil heaters
- Supreme Court listened to oral arguments on October 3, 2012
- Deadline to begin construction under air quality permit - March 2013



DENR's Top Priority Areas

5. Growing Our Industrial Economy - DENR's Permitting Binge



DENR'S Permitting Binge:

- a. **Wharf Gold Mine near Deadwood** - 300 acre expansion to save 150 mining jobs - DENR issued mine permit on January 19, 2012
- b. **Big Stone Power Plant near Milbank** - \$400 million upgrade to meet regional haze requirements - EPA approved on April 26
- c. **Bel Brands in Brookings** - \$100 million cheese plant - DENR notified Bel Brands that potential air emissions are below the thresholds and no air permit is needed on May 25
- d. **John Morrell in Sioux Falls** - \$250 million upgrade - after no comments were received from the public notice, DENR issued the air quality permit on June 1
- e. **Valero Ethanol near Aurora** - \$2.5 million expansion - after no comments were received from the public notice, DENR issued the air quality permit on June 7
- f. **GCC Dacotah Cement Plant in Rapid City** - \$66 million upgrade - after no comments were received from the public notice, DENR issued the air quality permit on June 28
- g. **Mineral Mountain Resources Ltd. Underground Gold Mine near Keystone** - was approved on October 1, 2012, to drill 250 holes on 25 drill sites.

What's Coming Up

- h. **Powertech Uranium Mine in Fall River County** - has submitted applications for two water rights, a groundwater discharge permit, and a mine permit for its proposed in-situ uranium mine
- i. **Valentine Mining Company's Deadwood Standard Gold Mine on top of Spearfish Canyon** - is working on an application for a large scale mine permit




DENR's Top Priority Areas

6. Using Technology - DENR's 37 FoxPro Databases Conversion

DENR's Vision for Using Technology – DENR uses technology to boost productivity, efficiency, effectiveness, communication, and services to our customers.

- **Drinking Water example** - a recent EPA performance audit of our Drinking Water Program showed DENR uses 64% fewer staff than the staffing model (i.e. 10.4 vs. 29 FTE). EPA wrote: "A large part of this success is based on DENR is one of only ten states that has built its own monitoring and compliance database using FoxPro. The EPA Review Team was impressed with the ease of use as well as many beneficial automation features that DENR has built within the FoxPro application."
- No FoxPro support after 2015; no easy conversion to SQL Server and .NET, so conversions will take multi-years



<i>Database Name/Description</i>	<i>Database Name/Description</i>	<i>Database Name/Description</i>
1. Airdatabase - track sources of air pollution, air permits, fees, modeling	13. ConAgg - tracks licensed construction aggregate and pegmatite mines	25. Drillers - lists and tracks well drillers licensed in South Dakota
2. Environmental Fees - drinking water, wastewater, air, and solid waste	14. EXNI - tracks mineral exploration and mine permits	26. Pump Installers - lists and tracks pump installers licensed in SD
3. New Well - track water quality samples from new domestic wells	15. Air - tracks permitted asphalt plant and nonmetallic mineral processing plants	27. Iquest - generates and tracks annual irrigation water use reports
4. Operator Certification - water and wastewater operators, hours, and tests	16. Wells - tracks permitted oil, gas, and underground injection wells	28. Lakeinfo - lake data to include id, name, legal, high & low water marks
5. SYSNames - track regulated public drinking water systems & water quality	17. Feedlots - tracks permitted concentrated animal feeding operations	29. Lakelev1 - tables of water levels measured semi-annually in lakes
6. MEGABASE - track plans and specs for water, wastewater, solid waste	18. Storm Water Database - tracks permits from construction and industrial sites	30. Ln - dam/dugout notices that include legal, owner, dates, and size
7. Source Water Assessments - source water areas & pollution sources	19. Surface Water Discharge Database - tracks permits and feeds data into ICIS	31. Logs - well construction data to include legal, depth, log, and driller
8. Environmental Events Database - internet system that tracks 12,075 spills	20. Temporary Dewatering Database - tracks approved dewatering operations	32. Obs94a - water right observation wells to include legal, yield, and depth
9. TANK DATABASE - tracks underground & above ground tanks	21. Recycling Database - inventory of all recycling facilities serving South Dakota	33. Snatdam2 - state Safety of Dams inventory to include legal, owner, size
10. Tier II & TRI - SARA chemical storage reports and toxic release data	22. Hazardous Waste Database - tracks all hazardous waste generators in SD	34. Wlevel - observation well measurements
11. Ground Water Monitoring - water data from facilities on shallow aquifers	23. Asbestos Database - certification data from workers and demolition notices	35. Wpapp - track new applications for water right permits
12. MIS or Abandoned Mined Lands - Black Hills inventory	24. Solid Waste Database - tracks all data from permitted solid waste disposal sites	36. Wrinfo - series of water right Tables and water use data
		37. Lookup Tables - tables to replace abbreviations in reports and Caspio



DENR's Top Priority Areas 7. Reducing Laws and Rules - DENR's Red Tape Review

DENR's 2012 Regulatory Reform Efforts - DENR's HB 1013 passed House 60-3 and Senate 35-0

- Repealed DENR's Regulatory Weather Modification
- Repealed Annual Recycling and Mining Reports
- Repealed State Solid Waste Management Plan
- Repealed Poly Chlorinated Biphenyls (PCBs) Regs
- Repealed Recyclable or Biodegradable Beverage Containers and Garbage Bags
- Repealed 34 sections of code plus 35 sections, 52 pages, and 16,226 words of rules



What's Coming Up

♦ DENR is once again participating in Governor Dugaard's Red Tape Review to Streamline Government

- Chapter 34A-1 - Air Pollution Control - repeals 15 sections and 1,152 words
- Chapter 34A-2 - Water Pollution Control - repeals 11 sections and 724 words
- Chapters 34A-3 and 34A-3A - Drinking Water - repeals 6 sections and 335 words
- Chapter 34A-13 - PRCF - repeals 9 sections and 1,191 words
- Chapter 34A-14 - PRCF Authority - repeals 57 sections and 6,193 words
- Chapter 45-10 - Interstate Oil Compact - repeals 6 sections and 437 words
- Chapters 45-6B, 45-6C, and 45-6D - Mining - repeals 8 sections and 1,050 words
- Chapter 46A-1 - State Water Resources - repeals 4 sections and 461 words
- Chapter 46A-2 - South Dakota Conservancy - repeals 2 sections and 254 words
- Chapter 46A-7A - Cendak Irrigation - repeals 181 sections and 16,907 words

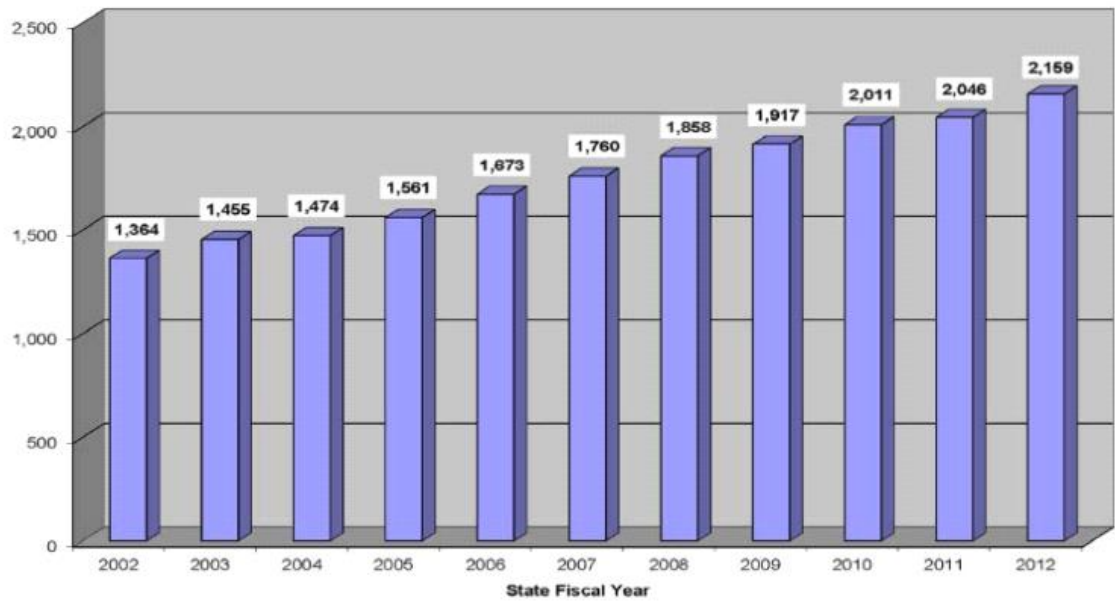
**Totals.....repeals 299 sections, or portions thereof,
and 28,704 words from the code and rules**



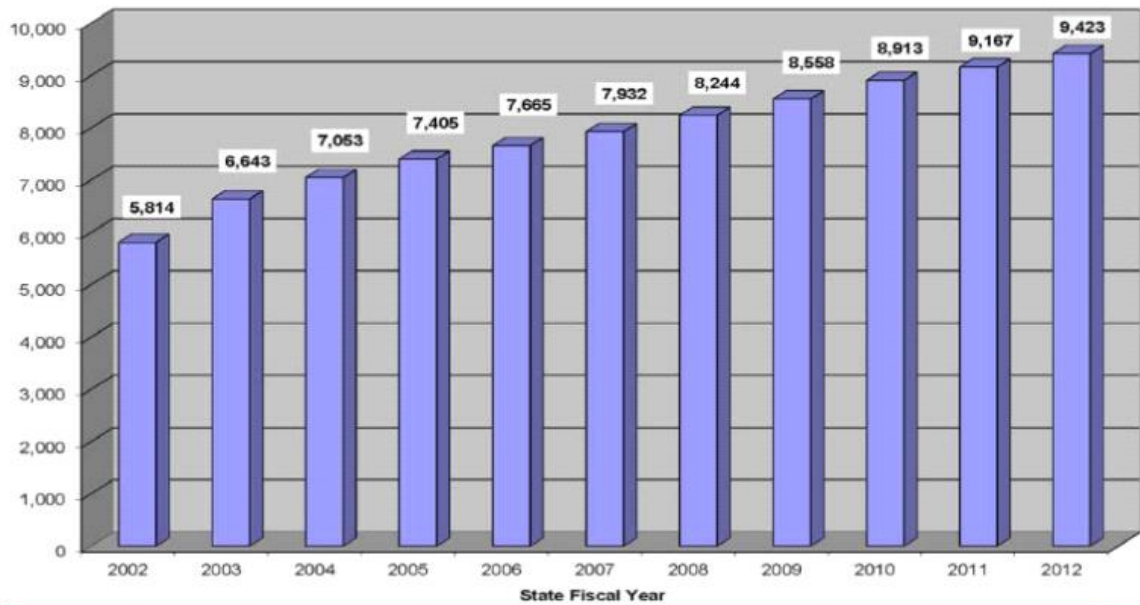
Key Environmental Indicators

1. Increasing Workloads

Hazardous Waste Generators



Spill Sites Cleaned Up Since 1972

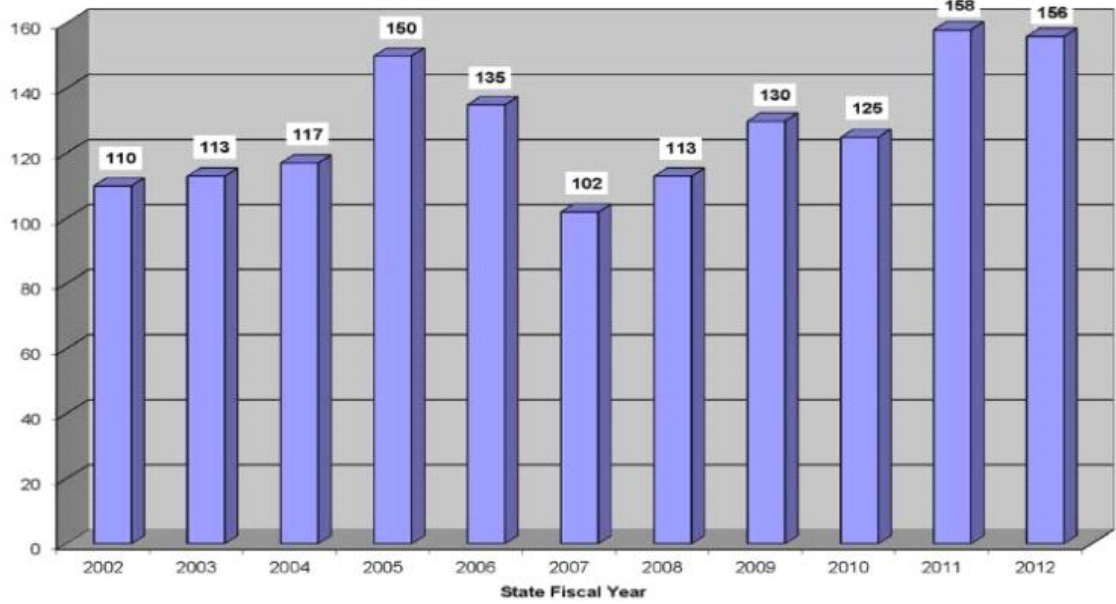




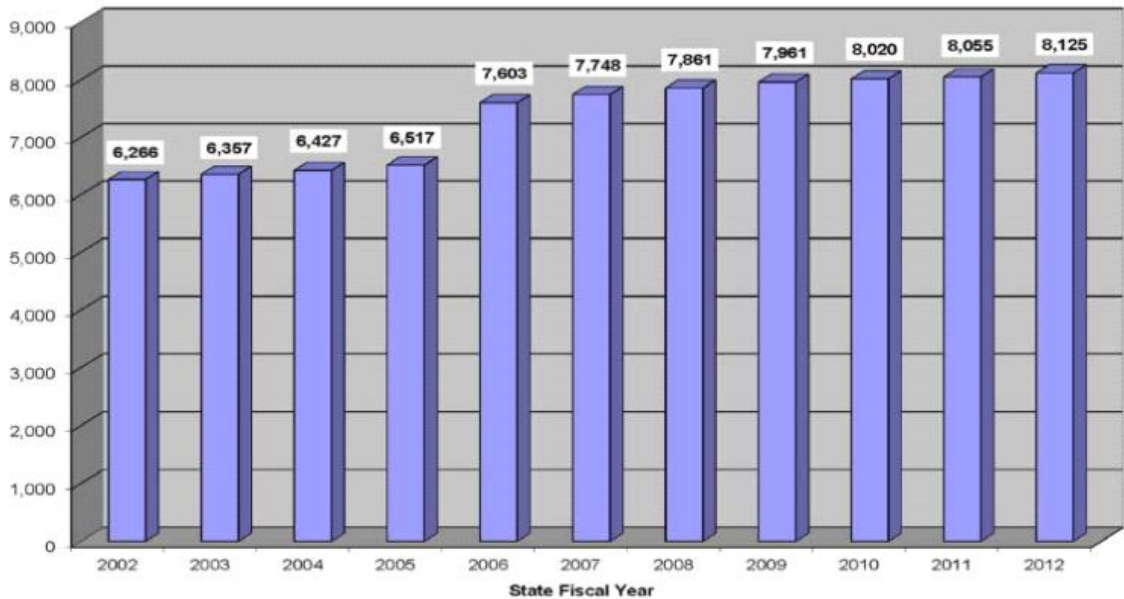
Key Environmental Indicators

1. Increasing Workloads

Number of Water, Wastewater, and Solid Waste Grants and Loans Awarded



Water Right Permits Regulated

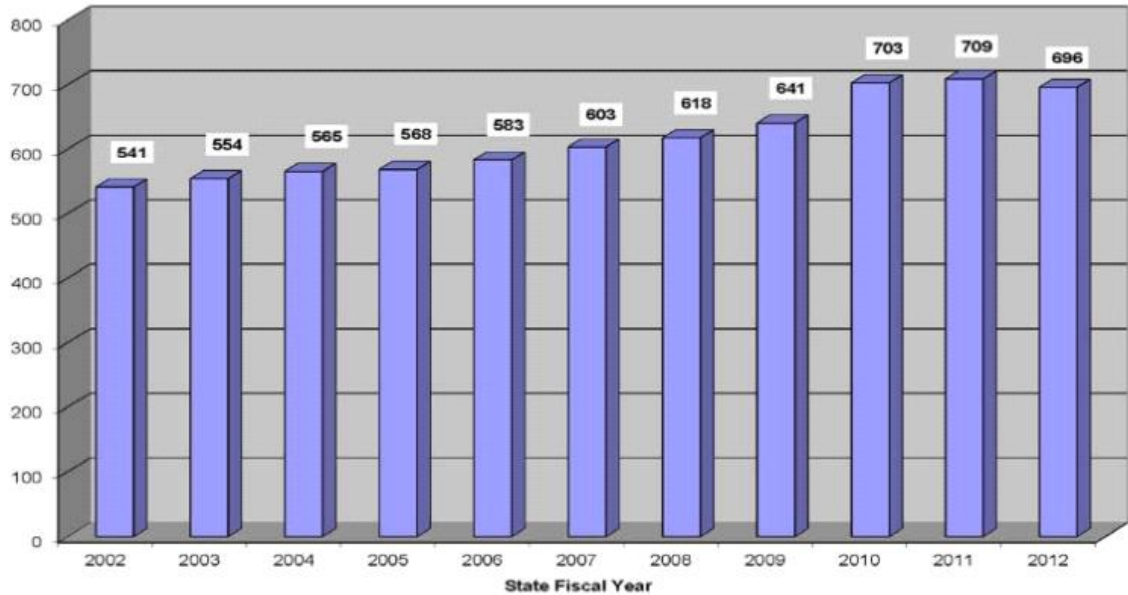




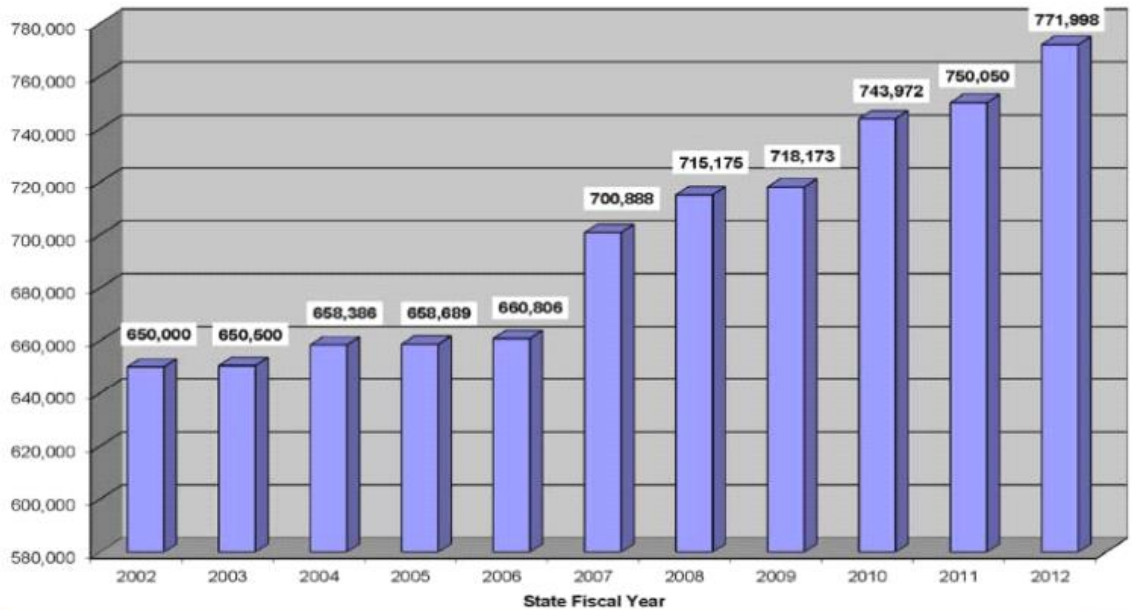
Key Environmental Indicators

1. Increasing Workloads

Air Quality Permits Regulated



People Served by Regulated Public Drinking Water Systems

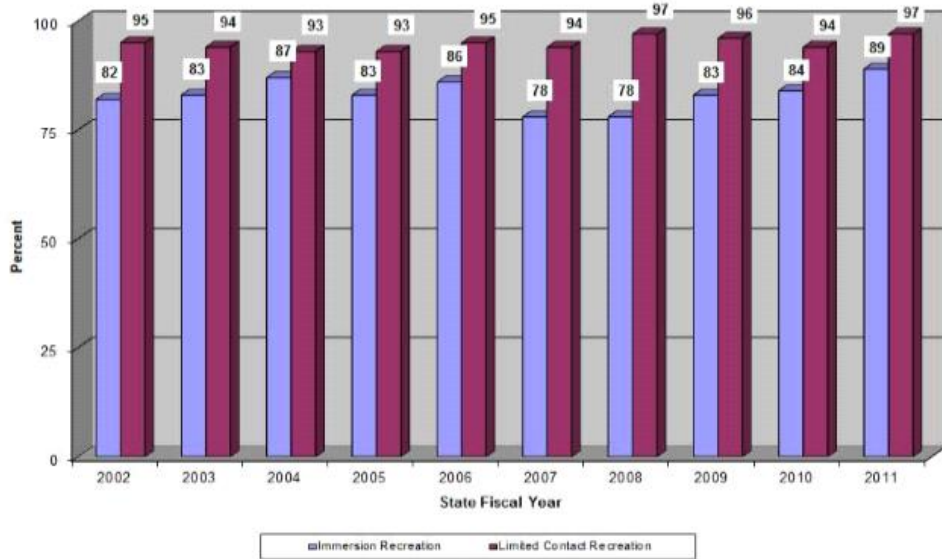




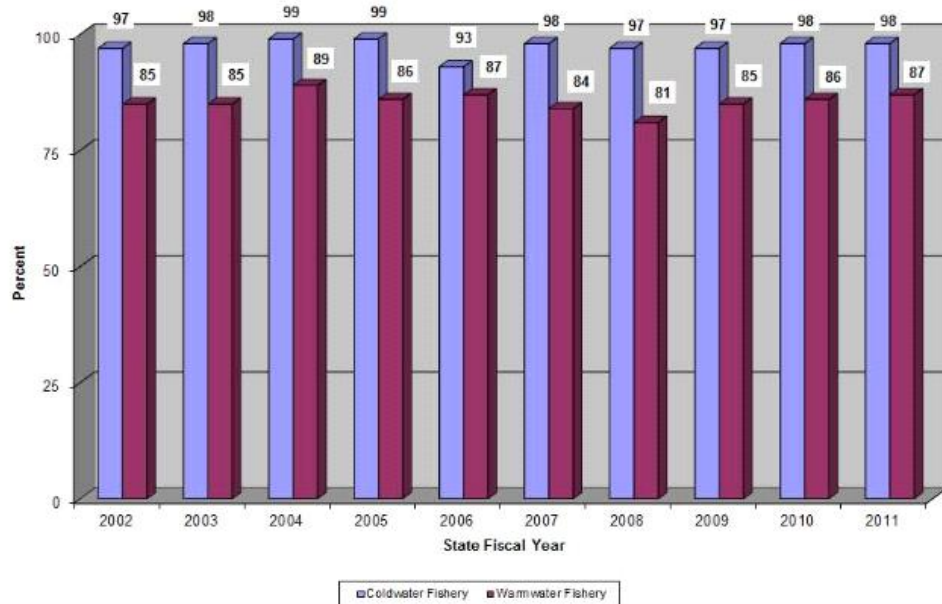
Key Environmental Indicators

2. Environmental Standards Maintained - Water Quality

Percent of Fecal Coliform samples that meet South Dakota Surface Water Quality Standards



Percent of Total Suspended Solids Samples that meet South Dakota Surface Water Quality Samples

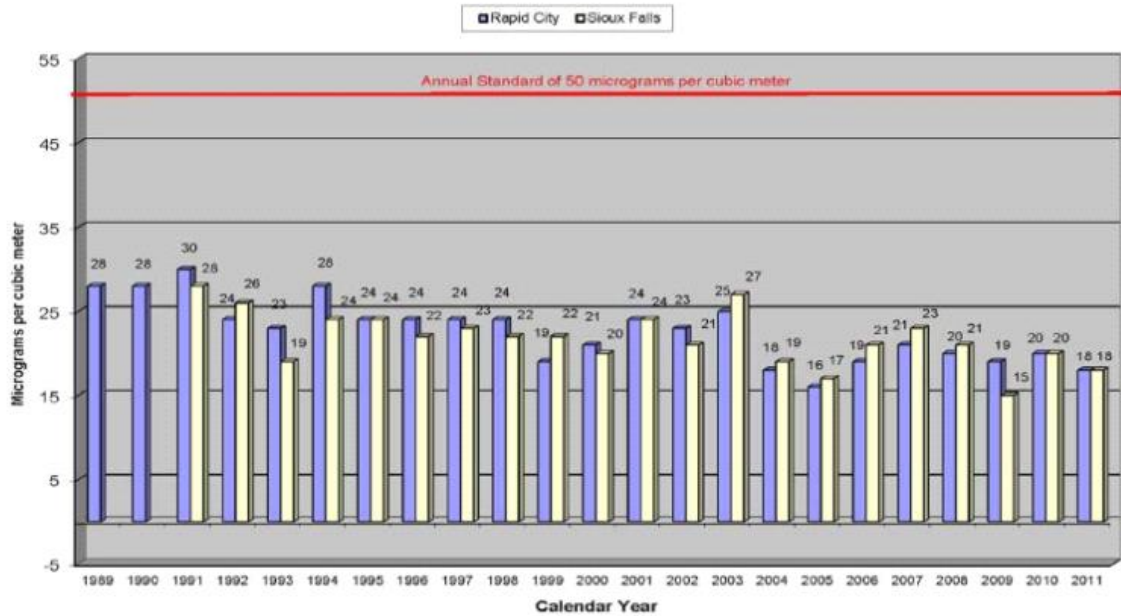




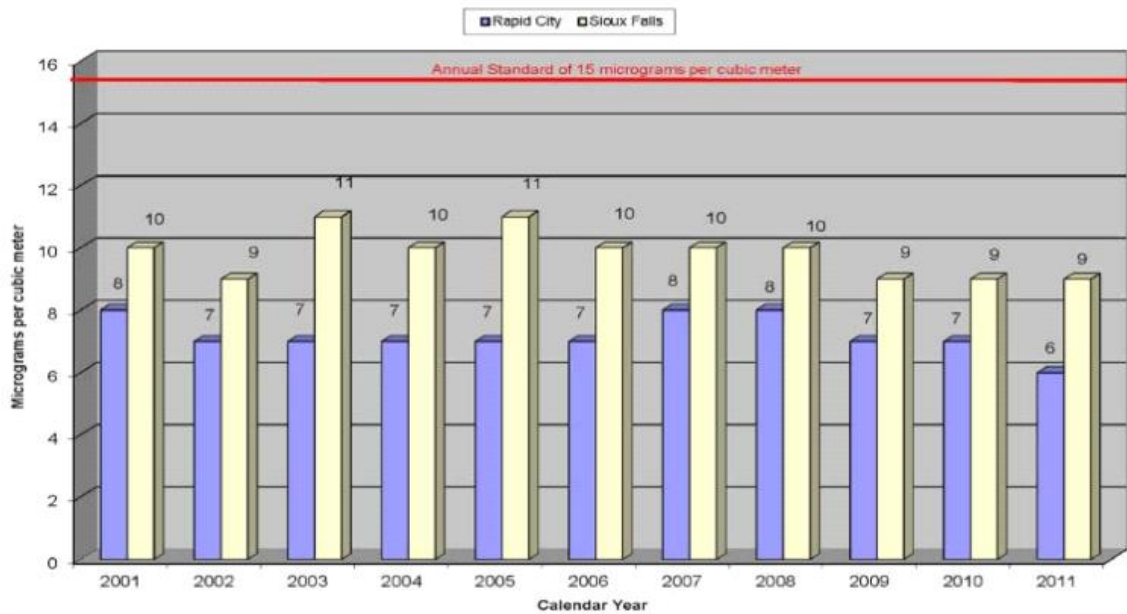
Key Environmental Indicators

2. Environmental Standards Maintained - Air Quality

PM10 Trends in South Dakota



PM2.5 Trends for South Dakota

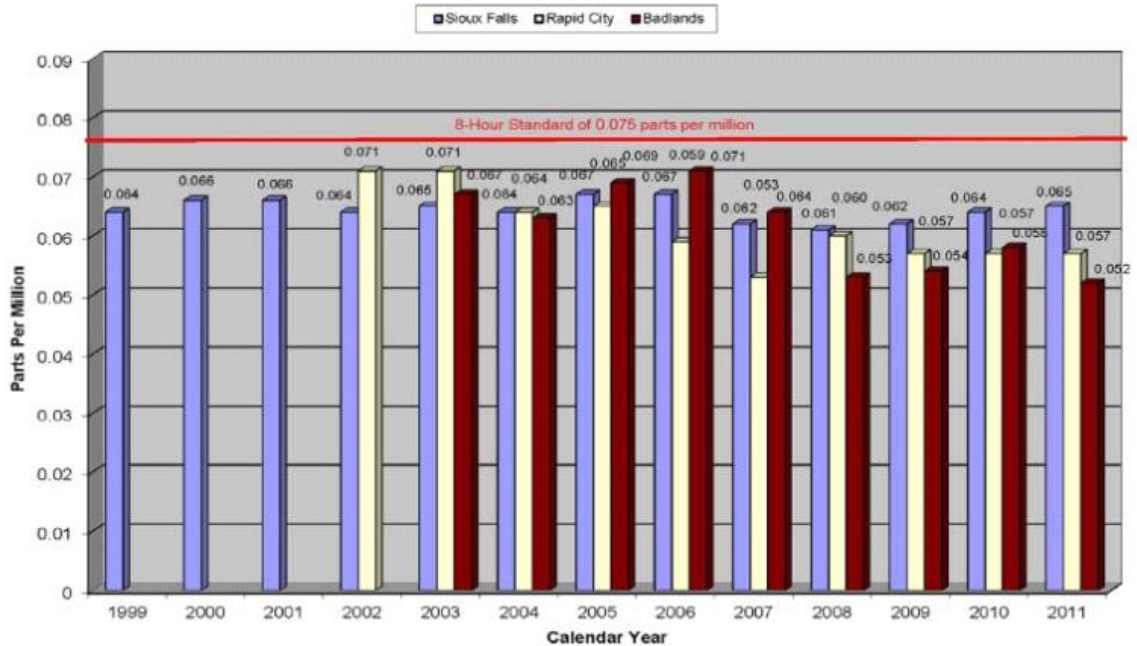




Key Environmental Indicators

2. Environmental Standards Maintained - Air Quality

Ozone Trends for South Dakota



SUMMARY RECAP OF DENR'S FY 2014 BUDGET REQUEST:

- **No growth budget**
- **Maintains FY 2012 budget cuts**
- **Cuts (\$100,000) in federal authority less central service billings**
- **Will allow DENR to continue to help grow our economy through better environmental protection**