

Auditor Note: This LOI is not pertinent to EDFA. Retained from previous year for information purposes only.

REPRESENTATIVE SPENCER GOSCH, CHAIR | SENATOR LEE SCHOENBECK, VICE CHAIR
REED HOLWEGNER, DIRECTOR | SUE CICHOS, DEPUTY DIRECTOR | JUSTIN GOETZ, CODE COUNSEL
500 EAST CAPITOL AVENUE, PIERRE, SD 57501 | 605-773-3251 | SDLEGISLATURE.GOV



Joint Committee on Appropriations
SENATOR JEAN HUNHOFF, CO-CHAIR
REPRESENTATIVE CHRIS KARR, CO-CHAIR

April 23, 2021

Steve Westra, Commissioner
Governor's Office of Economic Development
711 E. Wells Ave.
Pierre, SD 57501

Letter of Intent Regarding the Expansion of Broadband Services

Dear Commissioner Westra,

This Letter of Intent sets forth a particular view held by the Joint Committee on Appropriations (JCA) in approving your appropriation in the 2021 Legislative session. As such, this Letter of Intent seeks to supplement that legislation with specific policy guidance as approved on April 23, 2021.

While the guidance does not have the direct force of statutory law, it rests solidly on a long-standing tradition of Legislative-Executive relationships in South Dakota and it will be used by the JCA as one basis for the fiscal oversight of your agency and its continued funding.

The 2021 South Dakota Legislature, through SB 34, approved \$75 million in one-time general funds to expand broadband throughout the state of South Dakota. The JCA requests the Governor's Office of Economic Development (GOED) provide a report no later than November 1, 2021 and each year thereafter until all funds are expended outlining at a minimum the following items:

- The grantee and the dollar amounts awarded thereto;
- A funding breakout, including the amount of funding from federal or state grants and from the grantee or other private investors;
- List of project improvement(s) and the tentative start and completion dates;
- Location and coverage service area of improvement(s);
- Number of new residents/businesses obtaining access to broadband services;
- Estimated cost per mile; and
- The initial speed of broadband services in the area being served and the resulting speed of broadband services.

Thank you for your cooperation.

/s/ Jean Hunhoff
Senator Jean Hunhoff
Lead Co-Chair, Joint Committee on Appropriations

/s/ Chris Karr
Representative Chris Karr
Co-Chair, Joint Committee on Appropriations

cc: Russell Olson, Auditor General
Liza Clark, Commissioner, Bureau of Finance and Management

CONNECT SOUTH DAKOTA

An abstract graphic consisting of a series of blue dots connected by thin grey lines, forming a network or circuit-like pattern. The dots are of varying sizes and are positioned at various points along the lines, which branch out and connect in a non-linear fashion.

OVERVIEW, UPDATES,
AND PROGRESS





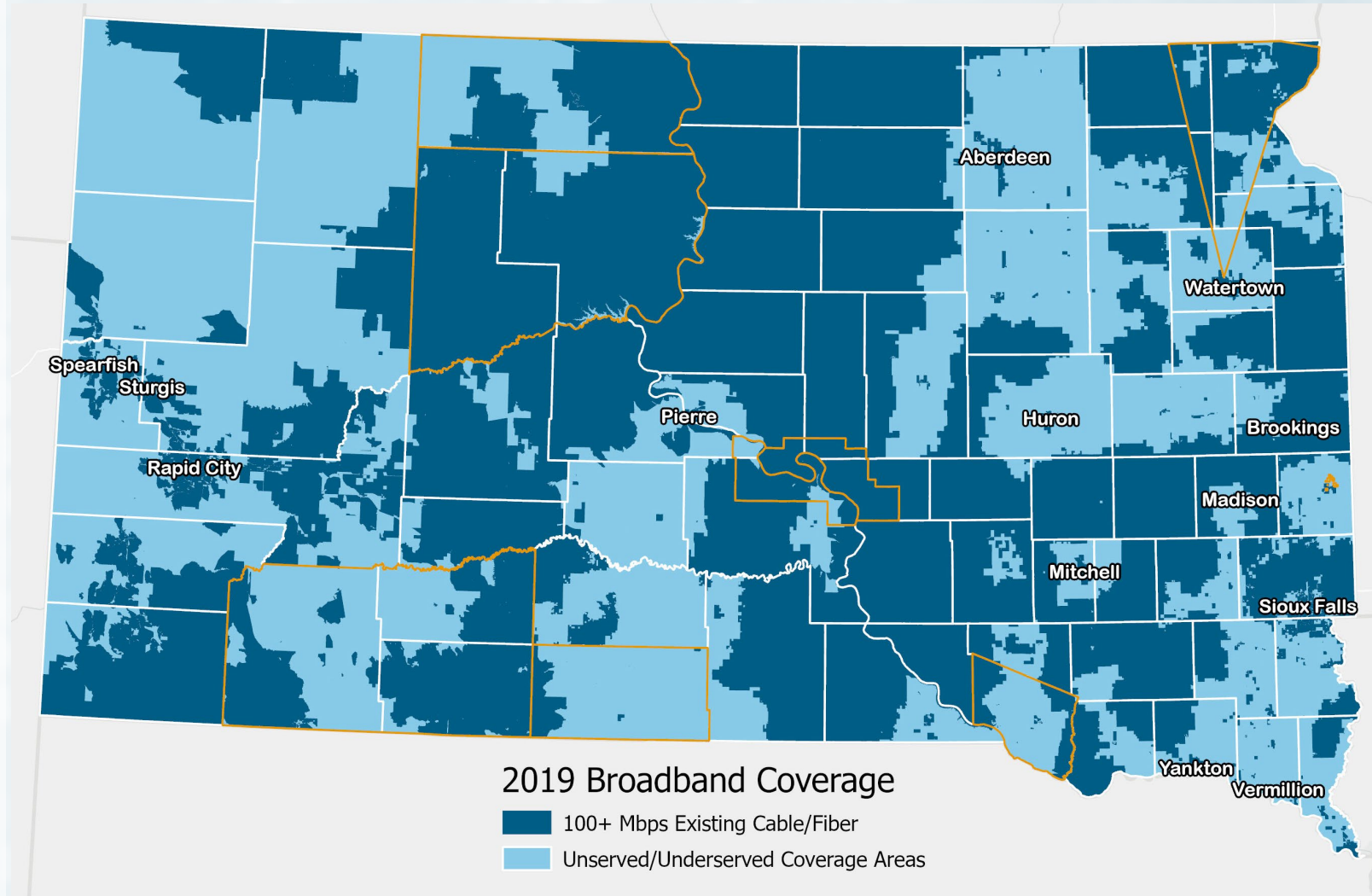
SUMMARY – AS OF JUNE 2025

THE CONNECTSD PROGRAM HAS LEVERAGED:

- \$84.4 million in state general funds
- \$88.5 million in federal funds
- \$129.6 million in private investment from broadband providers
- \$300.4 million in total has been invested in broadband expansion since 2019
- 102 grants have been awarded
- 31,282 locations have been or are in the process of being connected in unserved or underserved areas of the state

WHERE WE STARTED IN 2019

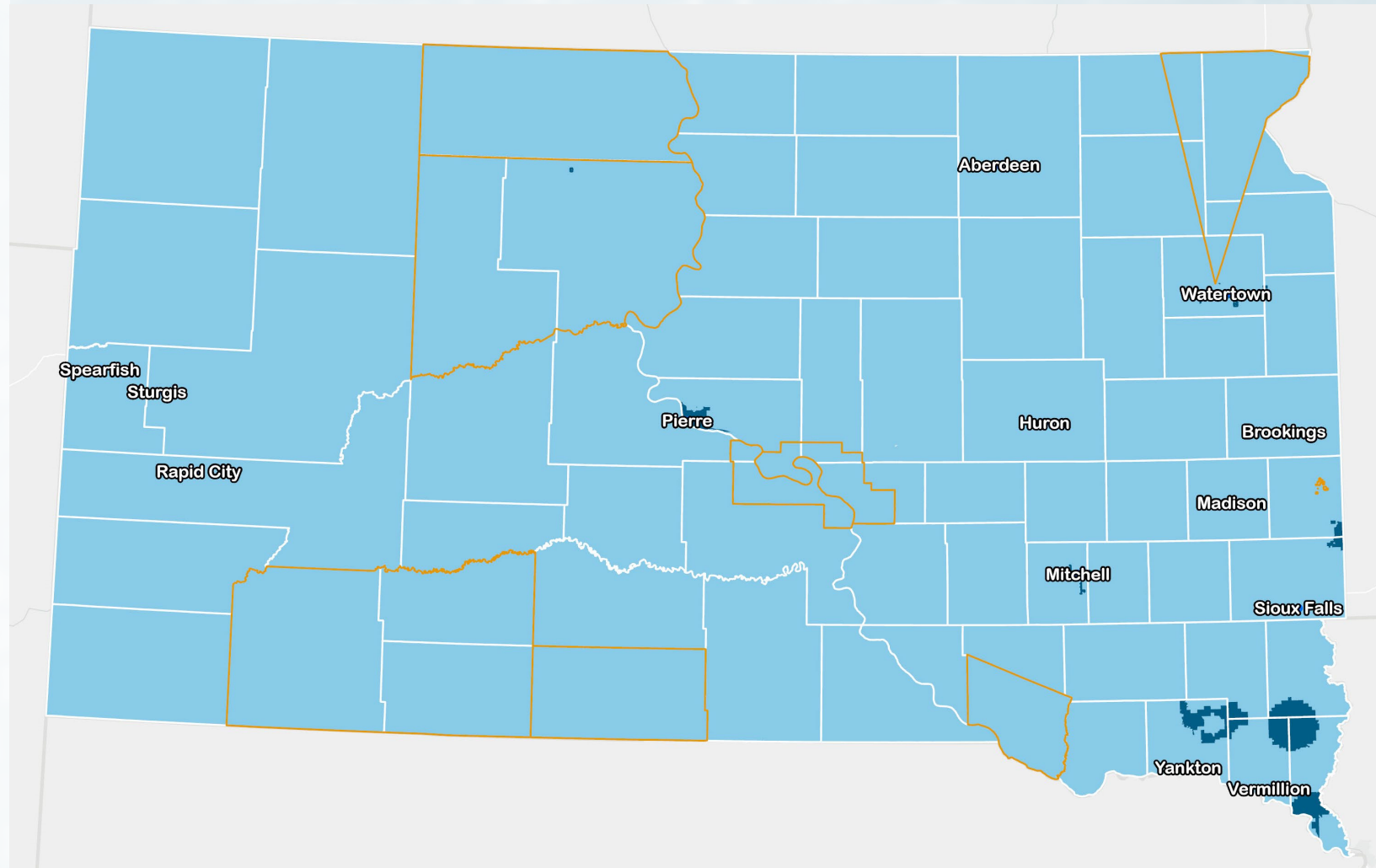
- Cable/Fiber Connected areas capable of minimum 100 Mbps download



Revision Date: 5/15/23

2019 AWARDS

- Awarded \$5M
 - 8 projects – 8 applicants
 - All spent in CY 2019
 - Projects complete
 - Funding Source: Appropriated by Legislature to launch ConnectSD program

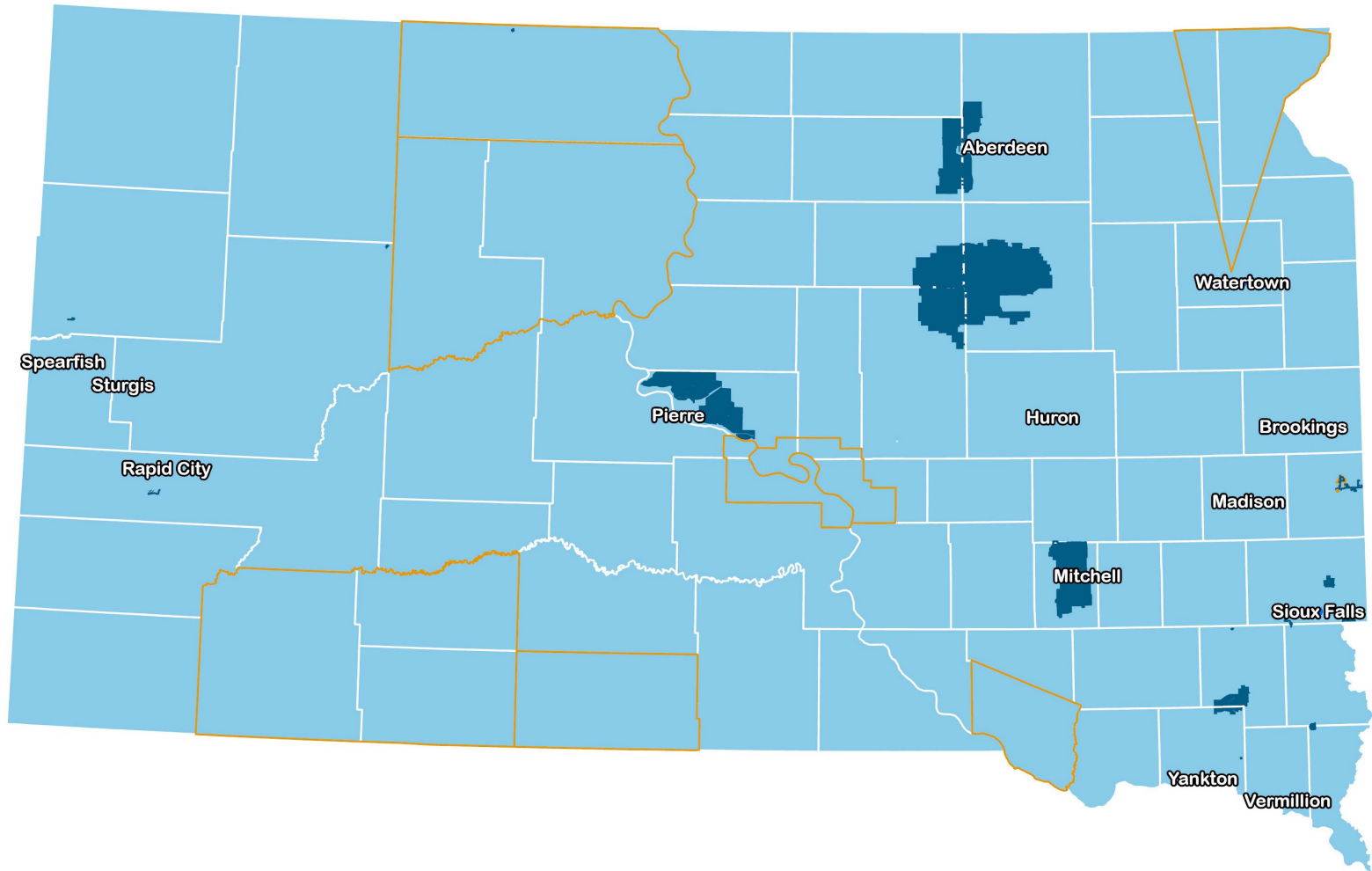


4,979 LOCATIONS CONNECTED



2020 AWARDS

- Awarded \$5M
 - 4 projects – 4 applicants
 - All spent in CY 2020
 - Projects complete
 - 1,756 locations
 - Funding Source: Legislative Session 2020 HB 1189
- Awarded \$6.8M
 - 9 projects – 8 applicants
 - All spent in CY 2020
 - Projects complete
 - 1,964 locations
 - Funding Source: Federal CARES Act Funds, allocated by the Governor

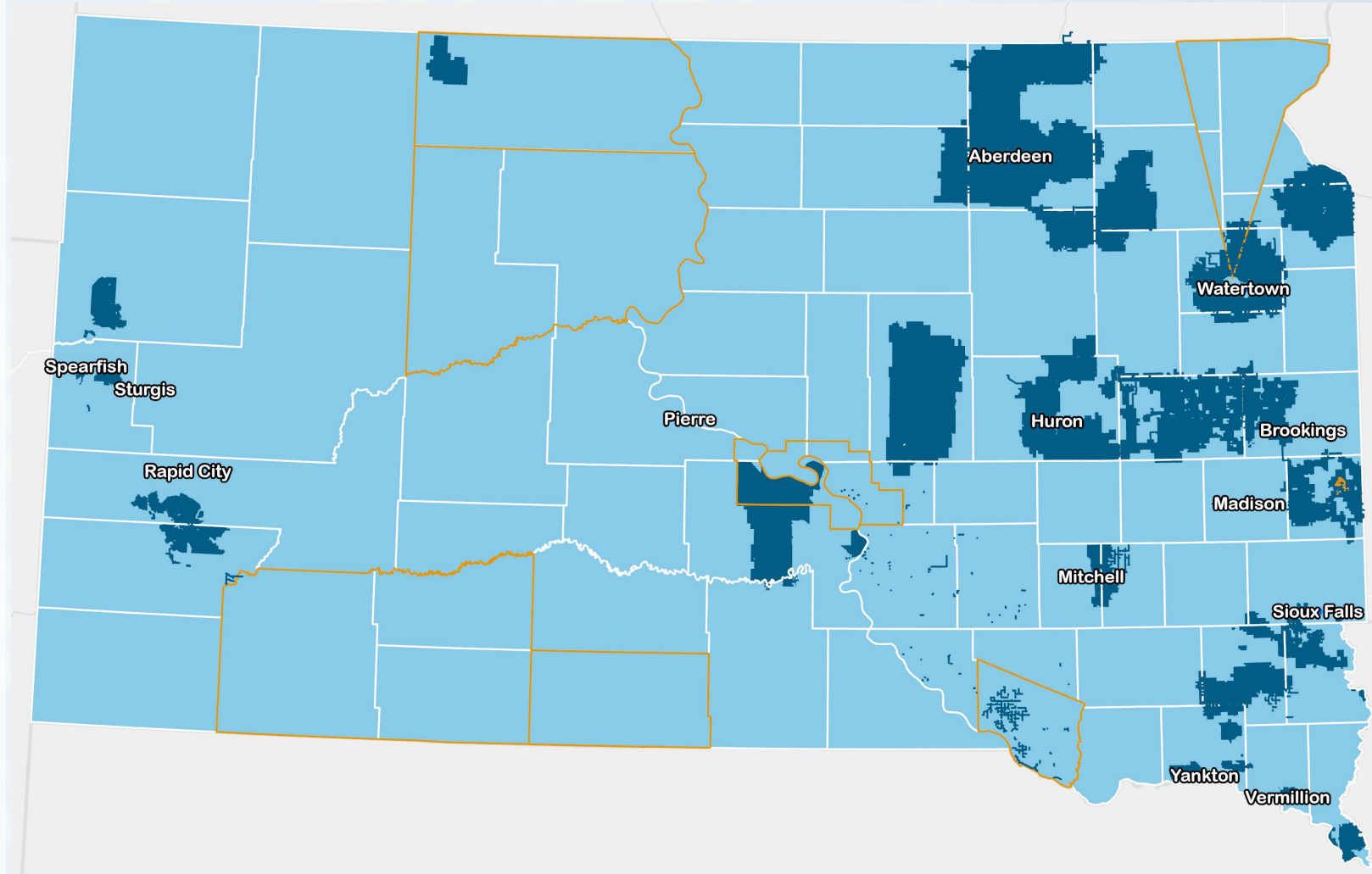


3,720 LOCATIONS CONNECTED



2021 AWARDS

- Received \$75M General Funds
 - Appropriated by Legislature through Legislative Session 2021 – SB 34
- Awarded \$31.6M (March 2021)
 - 25 projects – 15 applicants
 - All spent – Projects complete
 - 7,023 locations
 - Funding Source: CARES Act Funds
- Awarded \$25.4M (June 2021)
 - 20 projects – 13 applicants
 - 5,990 locations
 - Funding Sources: General Funds from 2021 – SB 34, CARES Act Funds, SLFRF/ARPA

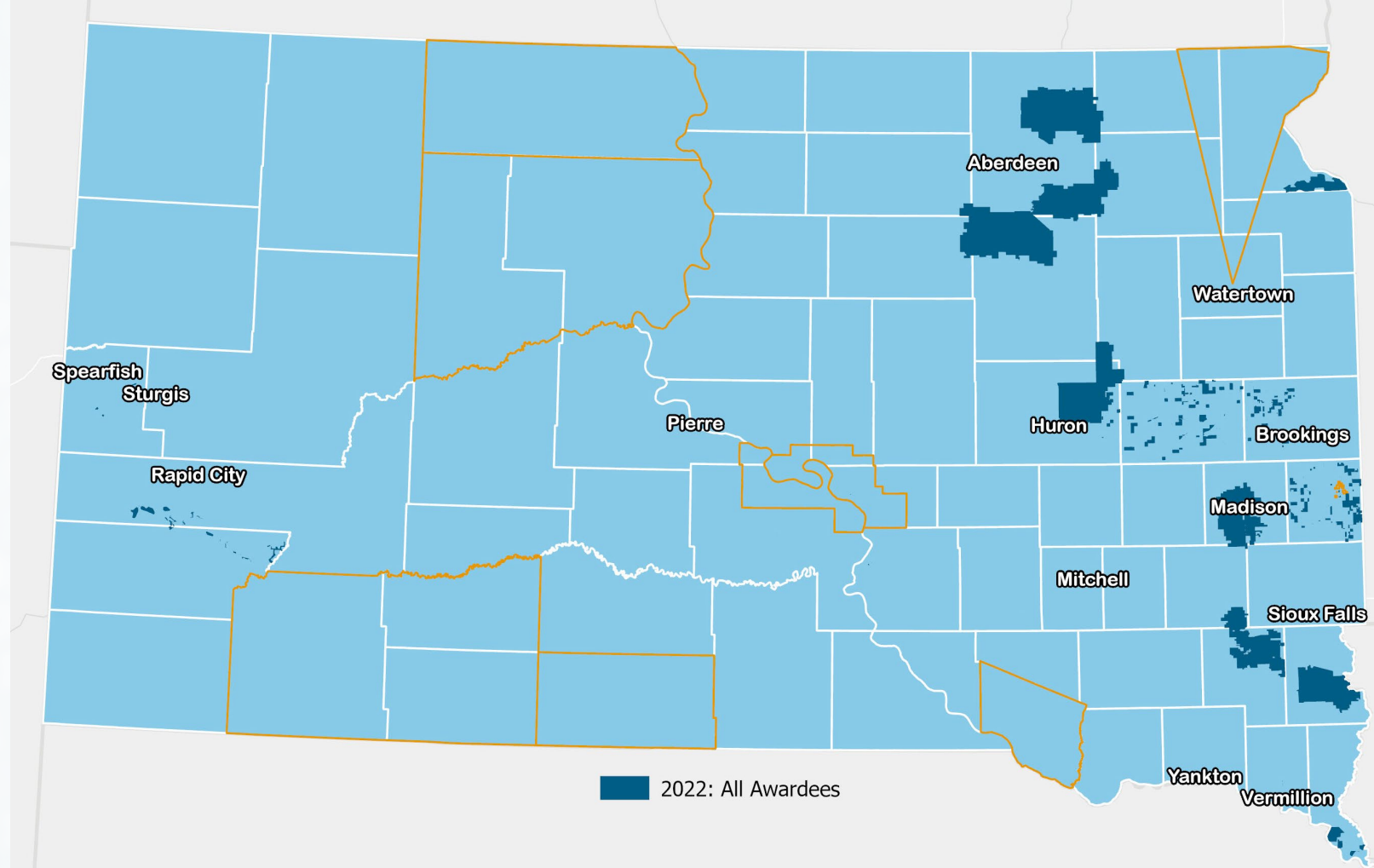


13,013 LOCATIONS CONNECTED



2022 AWARDS

- Received \$50M in State Local Fiscal Recovery Funds (SLFRF/ARPA Federal Funds)
 - Appropriated by Legislature through Legislative Session 2022 - SB 55
- Awarded \$23.8M (March '22 awards)
 - 11 projects – 9 applicants
 - 3,251 locations
 - Funding Source: 2022 - SB 55 SLFRF/ARPA funds
- Awarded \$12.9M (July '22 awards)
 - 6 projects – 5 applicants
 - 1,209 locations
 - Funding Source: 2022 - SB 55 SLFRF/ARPA funds

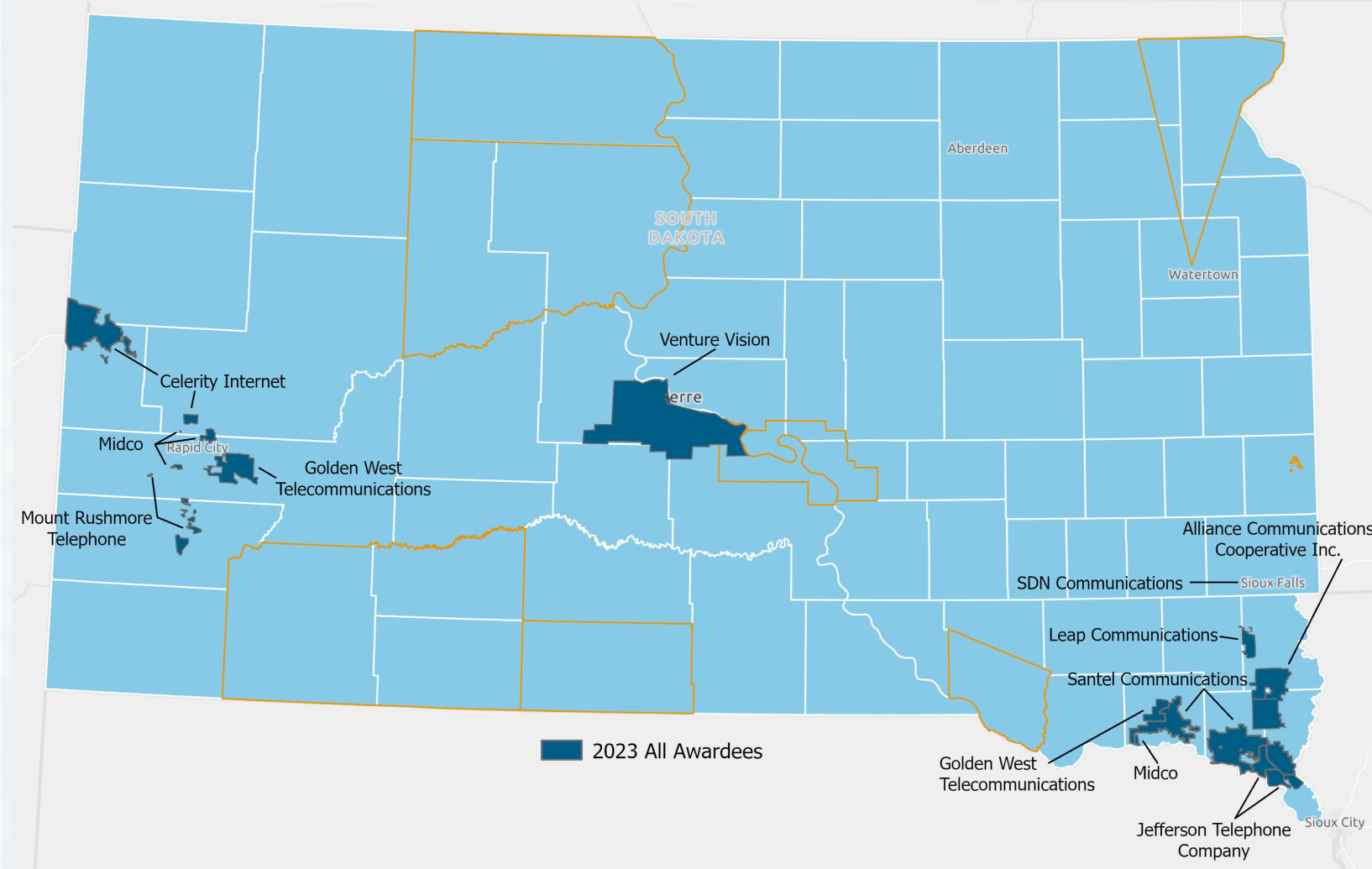


4,460 LOCATIONS CONNECTED



2023 AWARDS

- Awarded \$29.2M (May '23 awards)
 - 12 projects – 8 applicants
 - 2,891 locations
 - 10 projects at \$25.9M funded by \$75M General Fund 2021 – SB 34
 - 2 projects at \$3.3M funded by 2022 SB 55, \$50M SLFRF/ARPA
- Awarded \$32.5M (Dec '23 awards)
 - 3 projects – 3 applicants
 - 2,168 locations
 - Funding Source: \$75M General Fund 2021 – SB 34

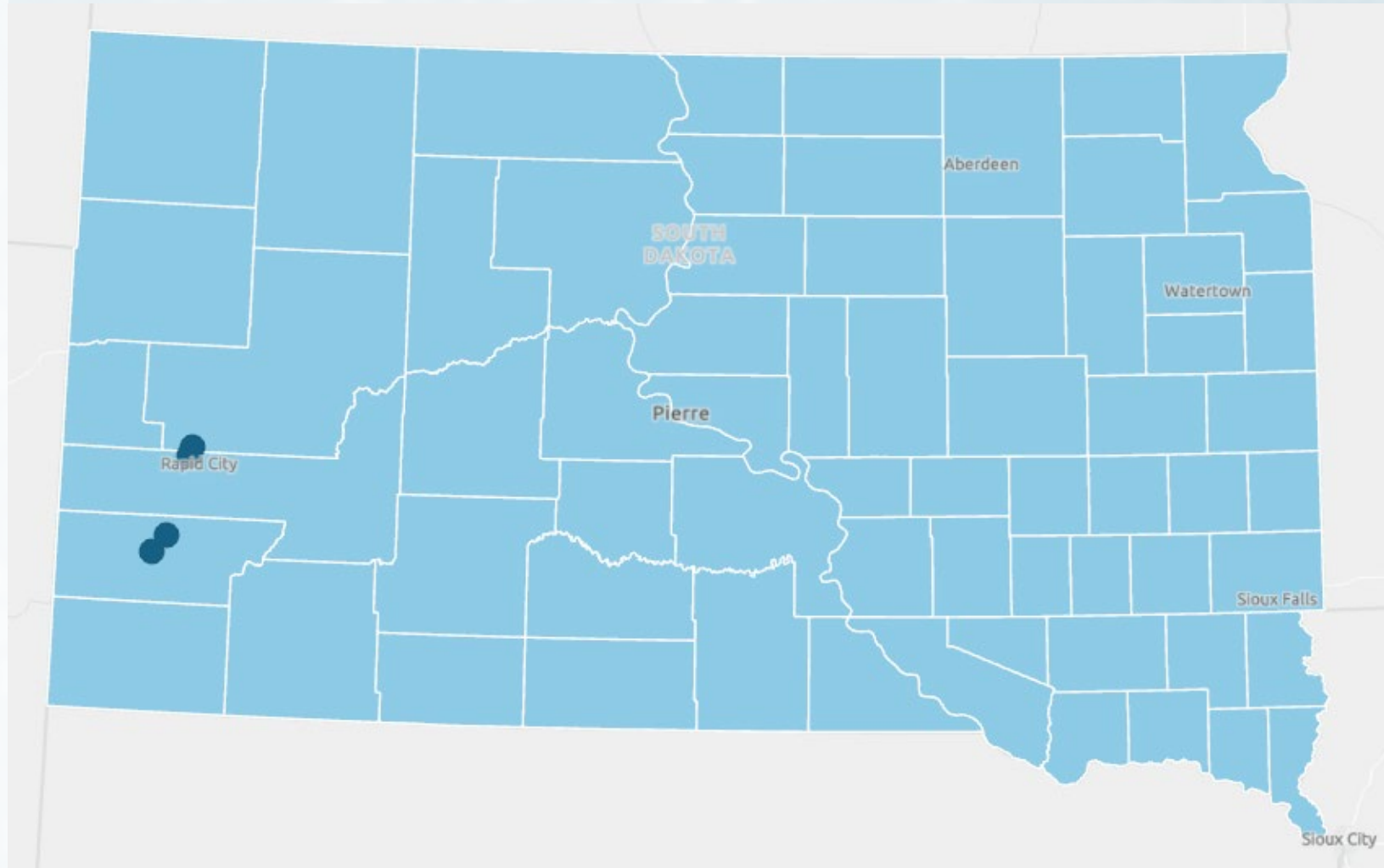


5,059 LOCATIONS CONNECTED



2024 AWARDS

- Awarded \$743,400
 - 3 projects – 2 applicants
 - 51 locations
 - Funding Source: 2022 SB 55, \$50M SLFRF/ARPA
 - Work is scheduled to begin on these projects in 2025

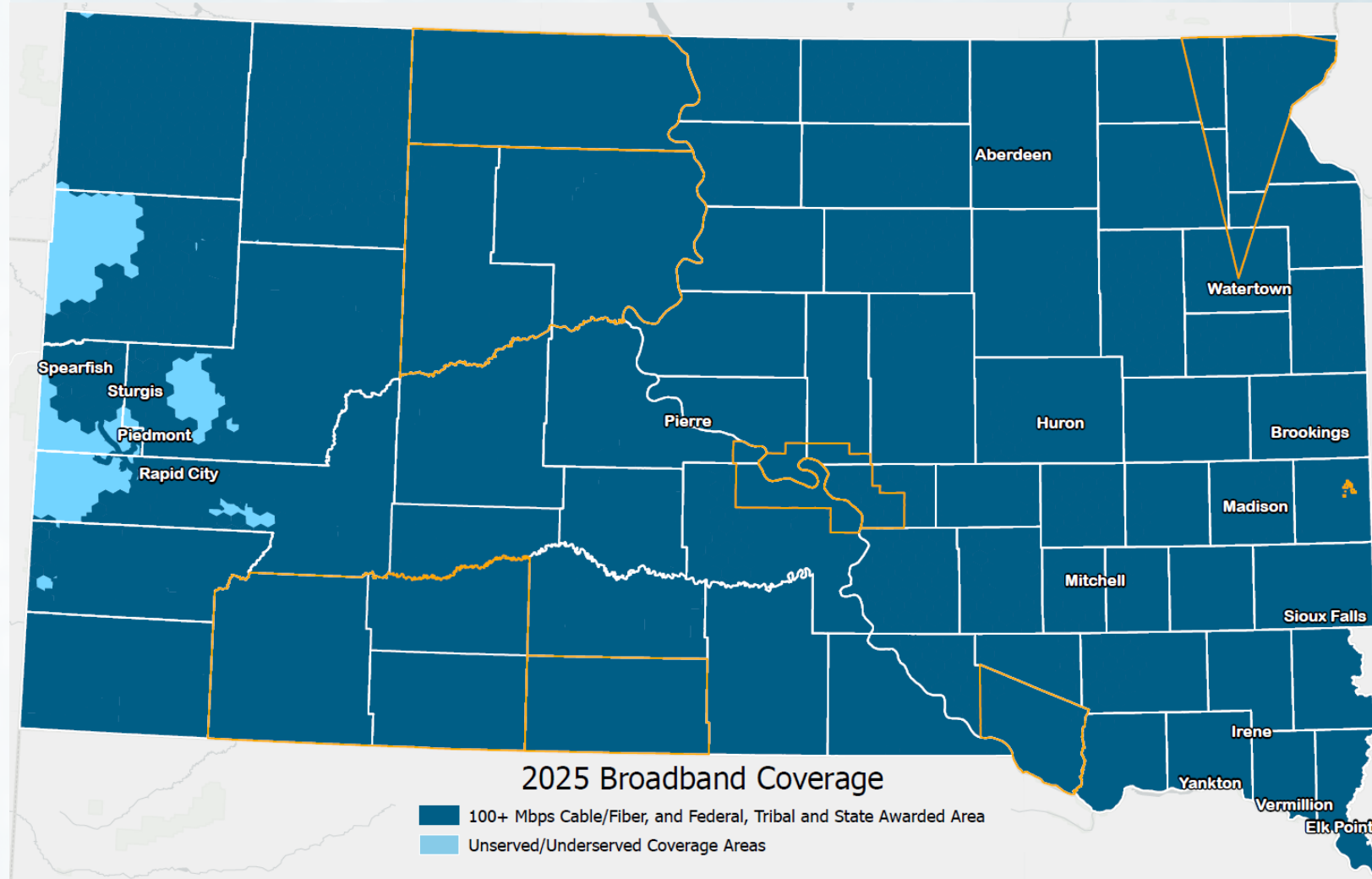


51 LOCATIONS TO BE CONNECTED



WHERE WE ARE IN 2025

- Cable/Fiber connected areas capable of minimum 100Mbps download
- These areas now (or will) have the potential of Gigabit speeds and faster.

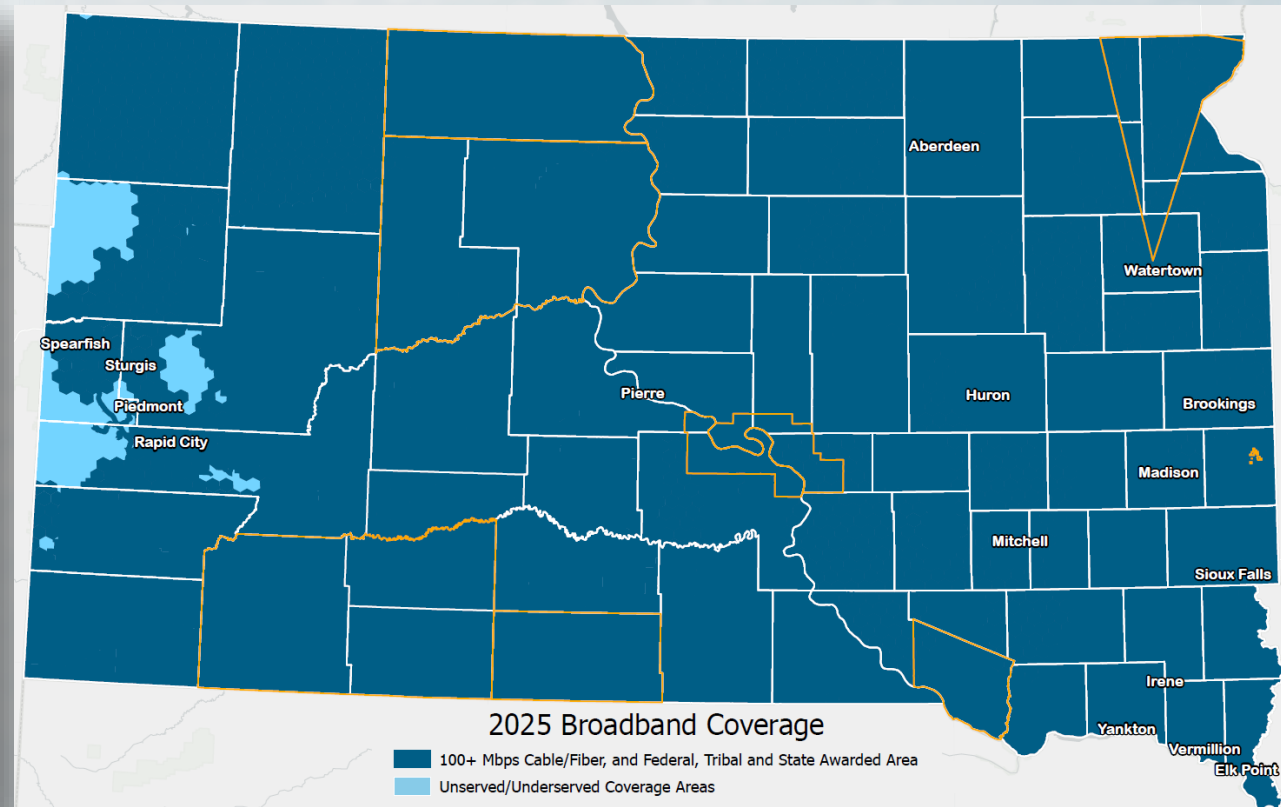
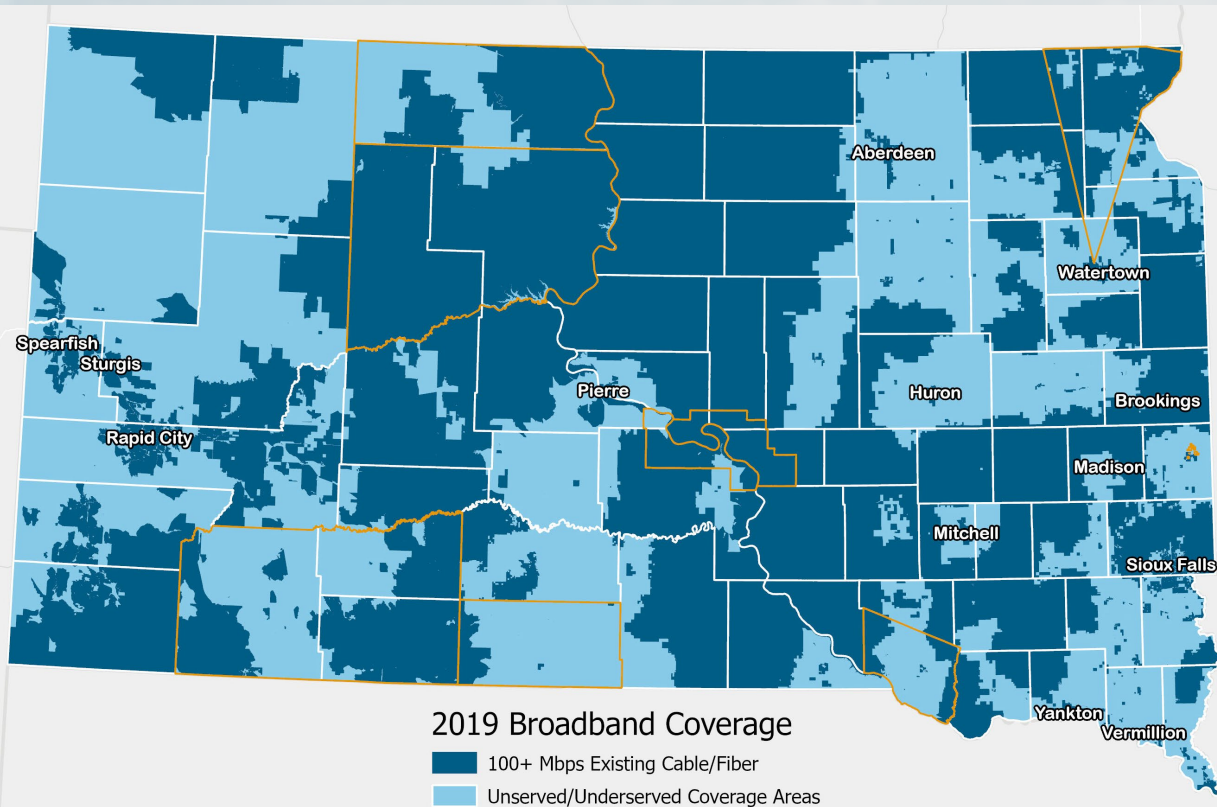




CONNECTSD BROADBAND PROGRESS

2019

2025



SOUTH
DAKOTA

GOVERNOR'S OFFICE OF
ECONOMIC DEVELOPMENT

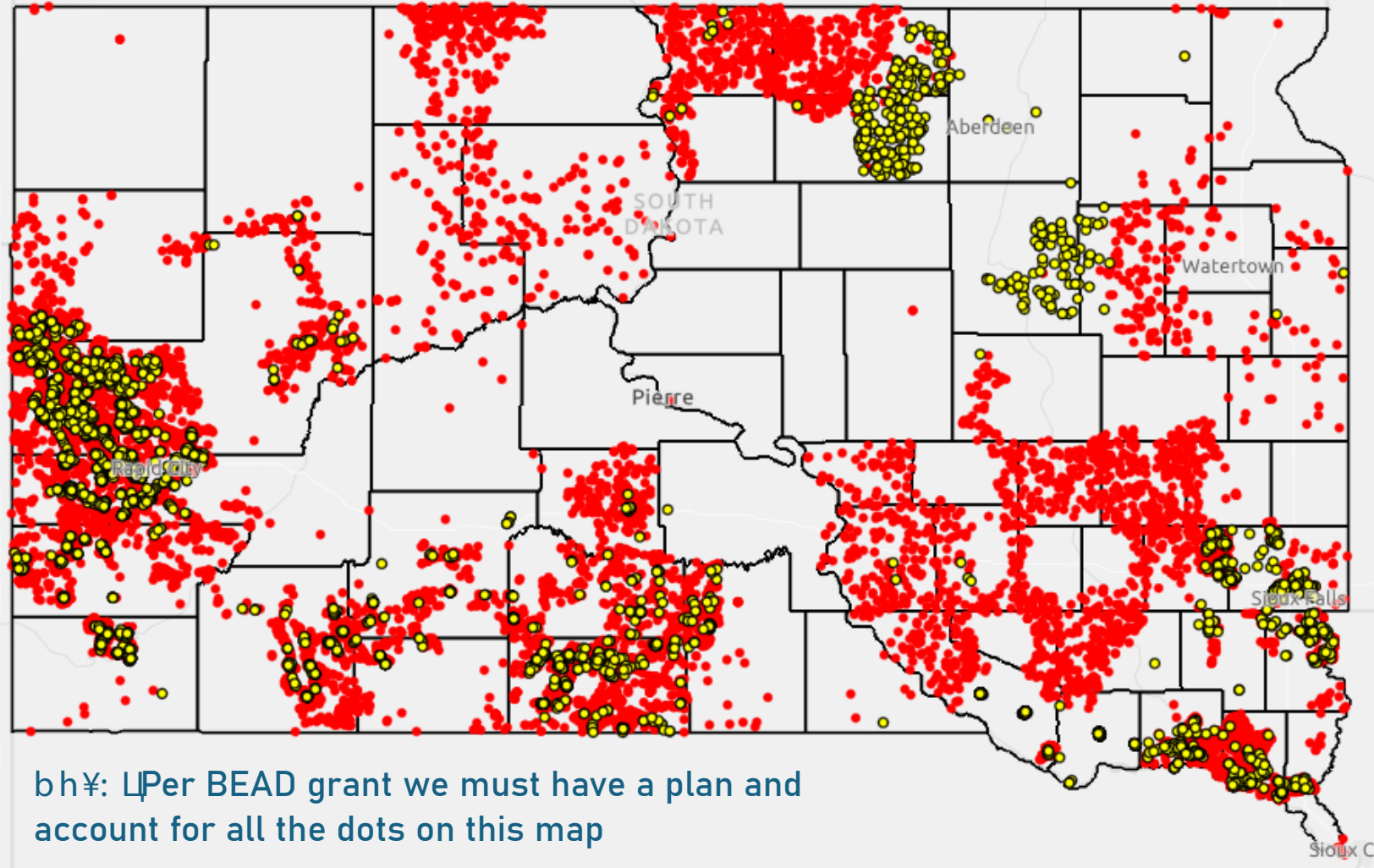
CONNECT
SOUTH DAKOTA

2025 & BEYOND PLANS

- Continue finding the unserved and underserved locations
- Monitor ConnectSD projects
 - Close out ConnectSD awards
- Continue "Internet for All" grant activities
 - Find all locations left to connect
 - Continue to move forward with NTIA's most recent BEAD changes, including President Trump's Benefit of the Bargain application round.
- Funding Source:
 - 2022/23: BEAD Internet for All grant

BEAD Eligible locations per the NTIA

- Unserved (less than 25/3)
- Underserved (less than 100/20)



2019-2024 ConnectSD Summary

06/13/2025 <==As of date. *Note: Amendments, locations, etc. may change exact numbers as we work the projects and close them out*

Year	Funding Source	Projects	Total Broadband Award Amount	State Funding	Federal Funding	Industry Match	Total Project Cost	Household Locations	Businesses Locations	Farm Locations	Critical Access Facilities	'Total Locations	Miles of Fiber	Est. Cost Per Mile of Fiber	Average of Total Cost Per Location
2019															
2019	ConnectSD-2019	8	\$ 5,000,000.10	\$ 5,000,000.10		\$ 6,433,795.40	\$ 11,433,795.50	4,872		107		4,979			\$ 4,936.81
2019 Total		8	\$ 5,000,000.10	\$ 5,000,000.10		\$ 6,433,795.40	\$ 11,433,795.50	4,872		107		4,979			\$ 4,936.81
2020															
2020	CARES	10	\$ 6,840,104.14		\$ 6,840,104.14	\$ 10,051,013.13	\$ 16,891,117.27	1,964				1,964			\$ 7,571.23
2020	ConnectSD-2020	4	\$ 4,904,522.53	\$ 4,904,522.53	\$ -	\$ 8,865,839.53	\$ 13,770,362.06	1,736	20	0	0	1,756			\$ 8,829.47
2020 Total		14	\$ 11,744,626.67	\$ 4,904,522.53	\$ 6,840,104.14	\$ 18,916,852.66	\$ 30,661,479.33	3,700	20	0	0	3,720			\$ 7,958.38
2021															
2021	CARES	26	\$ 31,718,175.70		\$ 31,718,175.70	\$ 26,308,309.50	\$ 58,126,589.70	5,991	382	654	20	7,047	1,415	\$276,297.09	\$ 7,951.04
2021	SLFRF/ARPA	11	\$ 9,222,049.26		\$ 9,222,049.26	\$ 13,343,097.41	\$ 20,850,861.59	2,437	140	499	11	3,087	386	\$49,393.33	\$ 7,082.59
2021	ConnectSD-75M	8	\$ 16,122,809.42	\$ 16,122,809.42	\$ -	\$ 16,805,125.26	\$ 32,491,820.01	2,646	115	113	5	2,879	461	\$60,452.52	\$ 10,883.65
2021 Total		45	\$ 57,063,034.38	\$ 16,122,809.42	\$ 40,940,224.96	\$ 56,456,532.17	\$ 111,469,271.30	11,074	637	1,266	36	13,013	2,262	\$386,142.93	\$ 8,260.11
2022															
2022	SLFRF/ARPA	17	\$ 36,675,357.90		\$ 36,675,357.90	\$ 25,809,092.95	\$ 62,484,450.85	2,658	225	1570	7	4,460	1,840	\$953,827.28	\$ 13,535.93
2022 Total		17	\$ 36,675,357.90		\$ 36,675,357.90	\$ 25,809,092.95	\$ 62,484,450.85	2,658	225	1570	7	4,460	1,840	\$953,827.28	\$ 13,535.93
2023															
2023	SLFRF/ARPA	2	\$ 3,283,612.00	\$ -	\$ 3,283,612.00	\$ 2,213,588.00	\$ 5,497,200.00	678	12	0	0	690	61	\$197,522.22	\$ 8,943.10
2023	ConnectSD-75M	13	\$ 58,326,123.00	\$ 58,326,123.00	\$ -	\$ 19,620,049.00	\$ 77,946,172.00	1,725	101	370	5	4,369	1,670	\$856,791.62	\$ 16,658.80
2023 Total		15	\$ 61,609,735.00	\$ 58,326,123.00	\$ 3,283,612.00	\$ 21,833,637.00	\$ 83,443,372.00	2,403	113	370	5	5,059	1,731	\$1,054,313.84	\$ 15,556.56
2024															
2024	SLFRF/ARPA	3	\$ 743,400.00		\$ 743,400.00	\$ 186,340.00	\$ 929,740.00	40	11	0	0	51		#DIV/0!	\$ 27,059.42
2024 Total		3	\$ 743,400.00		\$ 743,400.00	\$ 186,340.00	\$ 929,740.00	40	11	0	0	51		#DIV/0!	\$ 27,059.42
Grand Total		102	\$ 172,836,154.05	\$ 84,353,455.05	\$ 88,482,699.00	\$ 129,636,250.18	\$ 300,422,108.98	24,747	1,006	3,313	48	31,282	5,834	#DIV/0!	\$ 10,437.39

2019-2024 ConnectSD Summary

06/13/2025 <==As of date. **Note:** Amendments, locations, etc. may change exact numbes as we work the projects and close them out

Year	Funding Source	Projects	Total Broadband Award Amount	State Funding	Federal Funding	Industry Match	Total Project Cost	Household Locations	Businesses Locations	Farm Locations	Critical Access Facilities	'Total Locations	Miles of Fiber	Est. Cost Per Mile of Fiber	Average of Total Cost Per Location
2019															
2019	ConnectSD-2019	8	\$ 5,000,000.10	\$ 5,000,000.10		\$ 6,433,795.40	\$ 11,433,795.50	4,872		107		4,979			\$ 4,936.81
2019 Total		8	\$ 5,000,000.10	\$ 5,000,000.10		\$ 6,433,795.40	\$ 11,433,795.50	4,872		107		4,979			\$ 4,936.81
2020															
2020	CARES	10	\$ 6,840,104.14		\$ 6,840,104.14	\$ 10,051,013.13	\$ 16,891,117.27	1,964				1,964			\$ 7,571.23
2020	ConnectSD-2020	4	\$ 4,904,522.53	\$ 4,904,522.53	\$ -	\$ 8,865,839.53	\$ 13,770,362.06	1,736	20	0	0	1,756			\$ 8,829.47
2020 Total		14	\$ 11,744,626.67	\$ 4,904,522.53	\$ 6,840,104.14	\$ 18,916,852.66	\$ 30,661,479.33	3,700	20	0	0	3,720			\$ 7,958.38
2021															
2021	CARES	26	\$ 31,718,175.70		\$ 31,718,175.70	\$ 26,308,309.50	\$ 58,126,589.70	5,991	382	654	20	7,047	1,415	\$276,297.09	\$ 7,951.04
2021	SLFRF/ARPA	11	\$ 9,222,049.26		\$ 9,222,049.26	\$ 13,343,097.41	\$ 20,850,861.59	2,437	140	499	11	3,087	386	\$49,393.33	\$ 7,082.59
2021	ConnectSD-75M	8	\$ 16,122,809.42	\$ 16,122,809.42	\$ -	\$ 16,805,125.26	\$ 32,491,820.01	2,646	115	113	5	2,879	461	\$60,452.52	\$ 10,883.65
2021 Total		45	\$ 57,063,034.38	\$ 16,122,809.42	\$ 40,940,224.96	\$ 56,456,532.17	\$ 111,469,271.30	11,074	637	1,266	36	13,013	2,262	\$386,142.93	\$ 8,260.11
2022															
2022	SLFRF/ARPA	17	\$ 36,675,357.90		\$ 36,675,357.90	\$ 25,809,092.95	\$ 62,484,450.85	2,658	225	1570	7	4,460	1,840	\$953,827.28	\$ 13,535.93
2022 Total		17	\$ 36,675,357.90		\$ 36,675,357.90	\$ 25,809,092.95	\$ 62,484,450.85	2,658	225	1570	7	4,460	1,840	\$953,827.28	\$ 13,535.93
2023															
2023	SLFRF/ARPA	2	\$ 3,283,612.00	\$ -	\$ 3,283,612.00	\$ 2,213,588.00	\$ 5,497,200.00	678	12	0	0	690	61	\$197,522.22	\$ 8,943.10
2023	ConnectSD-75M	13	\$ 58,326,123.00	\$ 58,326,123.00	\$ -	\$ 19,620,049.00	\$ 77,946,172.00	1,725	101	370	5	4,369	1,670	\$856,791.62	\$ 16,658.80
2023 Total		15	\$ 61,609,735.00	\$ 58,326,123.00	\$ 3,283,612.00	\$ 21,833,637.00	\$ 83,443,372.00	2,403	113	370	5	5,059	1,731	\$1,054,313.84	\$ 15,556.56
2024															
2024	SLFRF/ARPA	3	\$ 743,400.00		\$ 743,400.00	\$ 186,340.00	\$ 929,740.00	40	11	0	0	51		#DIV/0!	\$ 27,059.42
2024 Total		3	\$ 743,400.00		\$ 743,400.00	\$ 186,340.00	\$ 929,740.00	40	11	0	0	51		#DIV/0!	\$ 27,059.42
Grand Total		102	\$ 172,836,154.05	\$ 84,353,455.05	\$ 88,482,699.00	\$ 129,636,250.18	\$ 300,422,108.98	24,747	1,006	3,313	48	31,282	5,834	#DIV/0!	\$ 10,437.39

Year	Provider	Project Description Location/Coverage Area	Funding Source	Counties Served	Pre-SLFRF Investment	Post-SLFRF Investment	Project Start Date	Scheduled Completion Date	SD Broadband Awards	State \$Funds	Federal \$Funds	Local Provider \$Match	Project \$Total
2019	Alliance Communications	Rural Minnehaha & Moody	ConnectSD-2019	Minnehaha, Moody	Receiving 25/3 Mbps or below	(blank)	(blank)	12/31/2019	\$269,428.50	\$269,428.50		\$329,301.50	\$598,730.00
2019	Clarity Telecom, LLC (dba Bluepeak)	Irene Wakonda Alsen Exchange	ConnectSD-2019	Clay, Turner, Yankton	Receiving 25/3 Mbps or below	(blank)	05/28/2019	12/31/2019	\$128,844.00	\$128,844.00		\$386,531.00	\$515,375.00
2019	CRST	Timber Lake	ConnectSD-2019	Dewey	Receiving 25/3 Mbps or below	(blank)	(blank)	12/31/2019	\$474,500.00	\$474,500.00		\$474,500.00	\$949,000.00
2019	Interstate Telecommunications Cooperative, Inc	Codington County	ConnectSD-2019	Codington	Receiving 25/3 Mbps or below	(blank)	(blank)	12/31/2019	\$253,299.60	\$253,299.60		\$274,407.90	\$527,707.50
2019	Midco (Midcontinent Communications)	Rural Clay & Union	ConnectSD-2019	Clay, Union	Receiving 25/3 Mbps or below	(blank)	(blank)	12/31/2019	\$306,199.00	\$306,199.00		\$918,599.00	\$1,224,798.00
2019	Mitchell Telecom	Rural Mitchell	ConnectSD-2019	Davison	Receiving 25/3 Mbps or below	(blank)	(blank)	12/31/2019	\$441,470.00	\$441,470.00		\$662,205.00	\$1,103,675.00
2019	RC Technologies	Kranzburg & Rural Watertown	ConnectSD-2019	Codington	Receiving 25/3 Mbps or below	(blank)	(blank)	12/31/2019	\$361,500.00	\$361,500.00		\$361,500.00	\$723,000.00
2019	Venture Vision, Inc.	Western Hughes	ConnectSD-2019	Hughes	Receiving 25/3 Mbps or below	(blank)	(blank)	12/31/2019	\$2,764,759.00	\$2,764,759.00		\$3,026,751.00	\$5,791,510.00
2020	Alliance Communications	Rural Renner / Rowena FTTH	ConnectSD-2020	Minnehaha	Receiving 25/3 Mbps or below	(blank)	07/01/2020	06/30/2021	\$766,800.00	\$766,800.00		\$937,200.00	\$1,704,000.00
2020	Beresford Municipal Telco	City of Beresford	ConnectSD-2020	Lincoln, Union	Receiving 25/3 Mbps or below	(blank)	07/01/2020	09/30/2021	\$988,000.00	\$988,000.00		\$4,212,000.00	\$5,200,000.00
2020	Clarity Telecom, LLC (dba Bluepeak)	Copper Oaks	CARES	Pennington	Receiving 25/3 Mbps or below	(blank)	03/01/2020	12/30/2020	\$605,755.00		\$605,755.00	\$605,756.00	\$1,211,511.00
2020	Clarity Telecom, LLC (dba Bluepeak)	Volin Monroe Flyer	CARES	Turner, Yankton	Receiving 25/3 Mbps or below	(blank)	03/01/2020	12/30/2020	\$295,595.00		\$295,595.00	\$295,595.00	\$591,190.00
2020	Faith Municipal Telephone	City of Faith Fiber Build	CARES	Meade	Receiving 25/3 Mbps or below	(blank)	(blank)	(blank)	\$493,163.00		\$493,163.00	\$739,745.00	\$1,232,908.00
2020	Hanson Communications dba Mt Rushmore Tel	Keystone Library	CARES	Pennington	(blank)	(blank)	03/01/2020	12/30/2021	\$45,000.00		\$45,000.00	\$0.00	\$45,000.00
2020	Midco (Midcontinent Communications)	Belle Fourche East	CARES	Butte	Receiving 25/3 Mbps or below	(blank)	(blank)	(blank)	\$190,620.00		\$190,620.00	\$190,621.00	\$381,241.00
2020	Midco (Midcontinent Communications)	Country Villa	CARES	Lincoln, Minnehaha	Receiving 25/3 Mbps or below	(blank)	(blank)	(blank)	\$286,474.00		\$286,474.00	\$350,136.00	\$636,610.00
2020	Northern Valley Communications, LLC (NVC)	Mina Rural	ConnectSD-2020	Brown, Edmunds	Receiving 25/3 Mbps or below	(blank)	07/01/2020	06/30/2021	\$933,832.00	\$933,832.00		\$1,400,749.00	\$2,334,581.00
2020	Northern Valley Communications, LLC (NVC)	Redfield Rural	CARES	Faulk, Hand, Spink	Receiving 25/3 Mbps or below	(blank)	(blank)	(blank)	\$1,472,831.00		\$1,472,831.00	\$4,418,494.00	\$5,891,325.00
2020	Santel Communications	Mitchell SW & NW	ConnectSD-2020	Davison, Sanborn	(blank)	1Gig Symmetrical	07/01/2020	09/30/2021	\$2,215,890.53	\$2,215,890.53	\$0.00	\$2,315,890.53	\$4,531,781.06
2020	Valley Communications Inc (dba Valley FiberCo)	Rural Flandreau / Moody County	CARES	Moody	Receiving 25/3 Mbps or below	(blank)	(blank)	(blank)	\$455,648.50		\$455,648.50	\$455,648.50	\$911,297.00
2020	Venture Vision, Inc.	Hughes County Phase II	CARES	Hughes	Receiving 25/3 Mbps or below	(blank)	(blank)	(blank)	\$2,807,767.64		\$2,807,767.64	\$2,807,767.63	\$5,615,535.27
2020	West River Cable Television Inc.	McIntosh FTTH	CARES	Corson	Receiving 25/3 Mbps or below	(blank)	(blank)	(blank)	\$187,250.00		\$187,250.00	\$187,250.00	\$374,500.00
2021	Alliance Communications	Fairview-by Big Sioux River	CARES	Lincoln	Receiving 25/3 Mbps or below	1Gig Symmetrical	03/31/2021	12/31/2021	\$209,195.50		\$209,195.50	\$209,195.50	\$418,391.00
2021	Alliance Communications	N Lincoln & E Turner Counties S Tea/Harrisburg, N Worthing Lennox, E Chancellor	ConnectSD-75M	Lincoln, Turner	Receiving between 25/3 Mbps and 100	1Gig Symmetrical	06/15/2021	12/31/2023	\$2,164,132.74	\$2,164,132.74		\$3,213,359.33	\$5,377,492.07
2021	Clarity Telecom, LLC (dba Bluepeak)	S of Belle Fourche - Rolling Hills - Both sides of Hwy 85	CARES	Butte	Receiving 25/3 Mbps or below	1Gig Symmetrical	03/31/2021	12/31/2021	\$171,753.00		\$171,753.00	\$583,724.00	\$755,477.00
2021	Clarity Telecom, LLC (dba Bluepeak)	S of Spearfish - Mountain Plains Area	CARES	Lawrence	Receiving 25/3 Mbps or below	1Gig Symmetrical	03/31/2021	12/31/2021	\$522,955.00		\$522,955.00	\$522,955.00	\$1,045,910.00
2021	Clarity Telecom, LLC (dba Bluepeak)	Turner Co Area	SLFRF/ARPA	Turner, McCook, Lincoln, Minnehaha	Receiving 25/3 Mbps or below	1Gig Symmetrical	06/15/2021	12/31/2023	\$1,167,958.04		\$1,167,958.04	\$1,177,097.46	\$2,345,055.50
2021	Clarity Telecom, LLC (dba Bluepeak)	W of Viborg & W of Irene	CARES	Yankton, Turner	Receiving 25/3 Mbps or below	1Gig Symmetrical	03/31/2021	12/31/2021	\$742,643.50		\$742,643.50	\$742,643.50	\$1,485,287.00
2021	Clarity Telecom, LLC (dba Bluepeak)	Whitewood Crook City- Deer Mountain	CARES	Lawrence	Receiving 25/3 Mbps or below	1Gig Symmetrical	03/31/2021	12/31/2021	\$167,647.31		\$167,647.31	\$167,647.31	\$335,294.62
2021	Hanson Communications dba Fort Randall Tele	Centerville-Viborg	CARES	Turner	Receiving 25/3 Mbps or below	1Gig Symmetrical	04/15/2021	12/31/2021	\$139,356.00		\$139,356.00	\$325,164.00	\$464,520.00
2021	Hanson Communications dba Fort Randall Tele	Keystone W & S, Hermosa, Iron Mt. road, Fairburn City and W, W of Ajax,	CARES	Pennington, Custer, Ogjala Lakota	Receiving 25/3 Mbps or below	1Gig Symmetrical	04/15/2021	12/31/2021	\$821,401.50		\$821,401.50	\$821,401.50	\$1,642,803.00
2021	Hanson Communications dba Fort Randall Tele	Rural Penn: Rushmore Ranch, near S Rockerville, Cosmos area towards Three Forks, Saddleback area	SLFRF/ARPA	Pennington	Receiving 25/3 Mbps or below	1Gig Symmetrical	06/15/2021	12/31/2023	\$555,791.00		\$555,791.00	\$1,630,996.21	\$1,390,791.00
2021	Hanson Communications dba Fort Randall Tele	Wagner - Lake Andes	CARES	Charles Mix	Receiving 25/3 Mbps or below	1Gig Symmetrical	04/15/2021	12/31/2021	\$2,631,871.00		\$2,631,871.00	\$2,631,871.00	\$5,263,742.00
2021	Interstate Telecommunications Cooperative, Inc	Codington Phase II, All around Watertown, E of Henry, Kranzburg, South Shore, Rauville, Kampeska, Grover, Appleby, Florence,Tribal Land (77 locations)	ConnectSD-75M	Codington	Receiving between 25/3 Mbps and 100	1Gig Symmetrical	06/15/2021	12/31/2023	\$5,007,393.00	\$5,007,393.00		\$4,310,577.80	\$9,104,350.00
2021	Interstate Telecommunications Cooperative, Inc	Milbank-Rural & Twin Brooks, Big Stone City	CARES	Grant	Receiving 25/3 Mbps or below	1Gig Symmetrical	03/31/2021	12/31/2021	\$1,364,238.00		\$1,364,238.00	\$4,092,713.00	\$5,456,951.00
2021	Interstate Telecommunications Cooperative, Inc	S Lake Poinsett/ N Albert - S & Wpart of the Lake	ConnectSD-75M	S Hamlin, NW Brookings, NE Kingsbury County	Receiving between 25/3 Mbps and 100	1Gig Symmetrical	09/01/2021	12/31/2023	\$637,318.80	\$637,318.80		\$889,510.02	\$1,526,828.82
2021	James Valley Cooperative Telephone Company	City of Groton	CARES	Brown	Receiving 25/3 Mbps or below	1Gig Symmetrical	05/01/2021	12/31/2021	\$293,927.00		\$293,927.00	\$881,781.00	\$1,175,708.00
2021	James Valley Cooperative Telephone Company	Frederick, Barnard ND Border	SLFRF/ARPA	Brown, McPherson	Receiving 25/3 Mbps or below	1Gig Symmetrical	07/01/2021	12/31/2023	\$859,342.32		\$859,342.32	\$1,969,791.36	\$2,148,355.80
2021	James Valley Cooperative Telephone Company	Groton, Putney, Tacoma Park, James	SLFRF/ARPA	Brown, Day	Receiving 25/3 Mbps or below	1Gig Symmetrical	05/01/2022	12/31/2023	\$994,231.75		\$994,231.75	\$1,728,858.60	\$2,485,579.37
2021	James Valley Cooperative Telephone Company	Hecla ND Border	SLFRF/ARPA	Brown	Receiving 25/3 Mbps or below	1Gig Symmetrical	07/01/2021	12/31/2023	\$692,720.57		\$692,720.57	\$1,045,666.22	\$1,738,386.79
2021	James Valley Cooperative Telephone Company	Rural Bristol, Butler, Lily area	CARES	Day	Receiving 25/3 Mbps or below	1Gig Symmetrical	05/01/2021	12/31/2021	\$905,128.00		\$905,128.00	\$1,106,267.00	\$2,011,395.00
2021	James Valley Cooperative Telephone Company	Rural Conde, Verdon, Crandall	CARES	Spink	Receiving 25/3 Mbps or below	1Gig Symmetrical	05/01/2021	12/31/2021	\$557,023.00		\$557,023.00	\$680,804.00	\$1,237,827.00
2021	Jefferson Telephone Company dba Long Lines B	Jefferson, Iowa Border over to Neb border Between Elk Point and McCook Lake	ConnectSD-75M	Union	(blank)	1Gig Symmetrical	06/15/2021	12/31/2023	\$1,768,126.27	\$1,768,126.27		\$1,178,750.84	\$2,946,877.11
2021	Kennebec Telephone Company	Kennebec Exchange	CARES	Lyman	Receiving between 25/3 Mbps and 100	1Gig Symmetrical	03/31/2021	12/31/2021	\$55,836.00		\$55,836.00	\$55,836.00	\$111,672.00
2021	Leap Communications, LLC	West of the Parker Area	ConnectSD-75M	Turner	(blank)	1Gig Symmetrical	06/15/2021	12/31/2023	\$142,050.00	\$142,050.00		\$142,146.64	\$284,196.64
2021	Midco (Midcontinent Communications)	Ellis Area (Just West of Sioux Falls)	SLFRF/ARPA	Minnehaha	Receiving 25/3 Mbps or below	5000/5000	06/15/2021	12/31/2023	\$109,771.00		\$109,771.00	\$164,656.00	\$274,427.00
2021	Midco (Midcontinent Communications)	Hermosa & Ajax area - S of Rapid City on Hwy 79	SLFRF/ARPA	Custer, Pennington	Receiving 25/3 Mbps or below	5000/5000	06/15/2021	12/31/2023	\$1,160,396.02		\$1,160,396.02	\$1,160,396.00	\$2,320,792.02
2021	Midco (Midcontinent Communications)	NW Yankton & Mission Hill Area	SLFRF/ARPA	Yankton	Receiving between 25/3 Mbps and 100	5000/5000	06/15/2021	12/31/2023	\$2,177,022.06		\$2,177,022.06	\$2,177,022.06	\$4,354,044.11
2021	Midco (Midcontinent Communications)	Rural SW of Tea, W & NW of Harrisburg Bakker Crossing (along 273rd, east of I29 along 472nd Ave and 272nd St)	CARES	Lincoln	Receiving 25/3 Mbps or below	5000/5000 Mbps	03/31/2021	12/31/2021	\$576,440.00		\$576,440.00	\$864,660.00	\$1,441,100.00
2021	Midco (Midcontinent Communications)	Rural SW SF (by Wild Water West) & Rural SE 41st St. area by Big Sioux River	SLFRF/ARPA	Lincoln, Minnehaha	Receiving between 25/3 Mbps and 100	5000/5000	06/15/2021	12/31/2023	\$486,496.00		\$486,496.00	\$1,270,293.00	\$1,756,789.00
2021	Midco (Midcontinent Communications)	Vermillion N&W&E Rural areas (north of Vermillion along Princeton St, University Rd and 316th St, and west of Vermillion along Hwy 50 and E Main St.)	CARES	Clay	Receiving 25/3 Mbps or below	5000/5000 Mbps	03/31/2021	12/31/2021	\$573,611.00		\$573,611.00	\$860,417.00	\$1,434,028.00
2021	Midstate Communications	Oacoma - Mickelson Dr - along Missouri River & 96 other locations throughout their service area	CARES	Aurora, Brule, Buffalo, Charles Mix, Davison, Hutchinson, Lyman, Jerauld	Receiving 25/3 Mbps or below	1Gig Symmetrical	03/31/2021	12/31/2021	\$190,966.00		\$190,966.00	\$286,448.00	\$477,414.00
2021	Mitchell Telecom	Rural Mitchell E/W and N	CARES	Eastern, Davison, Hanson	Receiving 25/3 Mbps or below	1Gig Symmetrical	06/01/2021	12/31/2021	\$360,372.50		\$360,372.50	\$406,377.50	\$766,750.00

2021	Northern Valley Communications, LLC (NVC)	Aberdeen(all around it) Warner Bath Prairiewood	CARES	Brown, Edmunds	Receiving 25/3 Mbps or below	1Gig Symmetrical	05/01/2021	12/31/2021	\$2,790,502.00		\$2,790,502.00	\$3,410,613.00	\$6,201,115.00
2021	RC Technologies	Big Stone Lake & Rural Codington (N of Watertown), Geneseo 7 Lockwood Twps, Roberts County - Lake & Rauville Twps	CARES	Codington, Roberts	Receiving 25/3 Mbps or below	500/500 Mbps	03/31/2021	12/31/2021	\$849,865.00		\$849,865.00	\$849,865.00	\$1,699,730.00
2021	RC Technologies	Phase II - Big Stone Lake & Corona	SLFRF/ARPA	Roberts	Receiving between 25/3 Mbps and 100,	500/500	06/15/2021	12/31/2023	\$420,580.50		\$420,580.50	\$420,580.50	\$841,161.00
2021	RC Technologies	Rural Watertown (N & E), S Roberts Co- Corona, Schmidt's Landing	SLFRF/ARPA	Codington, Roberts	Receiving between 25/3 Mbps and 100,	500/500	06/15/2021	12/31/2023	\$597,740.00		\$597,740.00	\$597,740.00	\$1,195,480.00
2021	Santel Communications	N & S of Mitchell - straddling the Davison & Hanson County line / W of Plano	CARES	Davison, Hanson	Receiving 25/3 Mbps or below	1Gig Symmetrical	03/31/2021	12/31/2021	\$815,550.00		\$815,550.00	\$271,850.00	\$1,087,400.00
2021	Santel Communications	NW,W,S,SW of Huron - Cavour, Broadland	CARES	Beadle	Receiving 25/3 Mbps or below	1Gig Symmetrical	03/31/2021	12/31/2021	\$7,864,712.00		\$7,864,712.00	\$2,621,570.00	\$10,486,282.00
2021	Santel Communications	SE of Mitchell Rural	CARES	Hanson	Receiving 25/3 Mbps or below	1Gig Symmetrical	03/31/2021	12/31/2021	\$106,494.00		\$106,494.00	\$106,494.00	\$212,988.00
2021	SDN Communications	Multiple sites including in the Black Hills (10 tower sites, and 1 volunteer fire)	ConnectSD-75M	Pennington, Dewey, Harding, Mellette, Tripp	(blank)	1Gig Symmetrical	07/01/2021	12/31/2023	\$77,174.42	\$77,174.42		\$219,650.28	\$296,824.70
2021	TrioTel Communications, Inc.	Junius area & NW Fulton to Plano	CARES	Lake, Hanson	Receiving 25/3 Mbps or below	1Gig Symmetrical	03/31/2021	12/31/2021	\$904,796.38		\$904,796.38	\$1,019,188.00	\$1,923,984.38
2021	Valley Communications Inc (dba Valley FiberCo	Rural Colman, Flandreau, De Smet, Lake Preston, Lake Thompson, Hetland	ConnectSD-75M	Kingsbury, Brookings, Moody, Lake, Beadle	Receiving between 25/3 Mbps and 100,	1Gig Symmetrical	06/15/2021	12/31/2023	\$4,626,223.19	\$4,626,223.19		\$4,928,245.48	\$9,554,468.67
2021	Valley Communications Inc (dba Valley FiberCo	S of De Smet, N of Arlington up to Badger, Volga N to Bruce, & S of Volga, between Colman and Egan - Hwy 34	CARES	Kingsbury, Brookings, Moody, Lake	Receiving 25/3 Mbps or below	1Gig Symmetrical	05/01/2021	12/31/2021	\$1,549,138.00		\$1,549,138.00	\$1,549,138.00	\$3,098,276.00
2021	Venture Vision, Inc.	Rural Spink 7 Beadle areas (S of Redfield SW of Clark	ConnectSD-75M	Spink, Beadle	Receiving between 25/3 Mbps and 100,	1Gig Symmetrical	06/15/2021	12/31/2023	\$1,700,391.00	\$1,700,391.00	\$0.00	\$1,922,884.87	\$3,400,782.00
2021	Venture Vision, Inc.	W of Huron Rural Ames, Danforth, Vayland, (Not cities of Miller/St. Lawrence)	CARES	Hand	Receiving 25/3 Mbps or below	1Gig Symmetrical	03/31/2021	12/31/2021	\$6,452,299.51		\$6,452,299.51	\$1,239,336.19	\$7,691,635.70
2021	West River Cable Television Inc.	S of Morristown 7 S of Keldron	CARES	Corson	Receiving 25/3 Mbps or below	1Gig Symmetrical	07/01/2021	12/31/2021	\$100,454.50		\$100,454.50	\$350.00	\$200,909.00
2022	Alliance Communications	Central Lincoln County	SLFRF/ARPA	Lincoln	Receiving between 25/3 Mbps and 100,	(blank)	04/28/2022	12/31/2024	\$6,311,698.00		\$6,311,698.00	\$3,398,606.00	\$9,710,304.00
2022	Golden West Telecommunications Cooperative,	Custer to Hill City FTTP	SLFRF/ARPA	Pennington	Receiving 25/3 Mbps or below	1Gig Symmetrical	12/16/2022	12/31/2026	\$3,066,839.00		\$3,066,839.00	\$541,207.00	\$3,608,046.00
2022	Golden West Telecommunications Cooperative,	Hill City East FTTP	SLFRF/ARPA	Pennington	Receiving 25/3 Mbps or below	1Gig Symmetrical	12/16/2022	12/31/2026	\$3,744,010.00		\$3,744,010.00	\$660,708.00	\$4,404,718.00
2022	Hanson Communications dba Fort Randall Telej	Keystone-Hermosa	SLFRF/ARPA	Custer, Pennington	Receiving between 25/3 Mbps and 100,	(blank)	05/01/2023	12/31/2024	\$807,189.00		\$807,189.00	\$807,190.00	\$1,614,379.00
2022	Interstate Telecommunications Cooperative, In	East Madison Lake County Rural Expansion	SLFRF/ARPA	Lake	Receiving between 25/3 Mbps and 100,	1Gig Symmetrical	04/28/2022	12/31/2025	\$1,726,013.00		\$1,726,013.00	\$575,337.00	\$2,301,350.00
2022	James Valley Cooperative Telephone Company	Andover-Claremont-Columbia-Ferney-Houghton-Mellette Tele Exchanges	SLFRF/ARPA	Brown	Receiving 25/3 Mbps or below	(blank)	05/01/2022	12/31/2024	\$5,204,263.00		\$5,204,263.00	\$10,408,526.00	
2022	Jefferson Telephone Company dba Long Lines B	Jefferson FTTP Phase 2	SLFRF/ARPA	Union	Receiving between 25/3 Mbps and 100,	(blank)	04/28/2022	12/31/2024	\$526,200.00		\$526,200.00	\$350,800.00	\$877,000.00
2022	Jefferson Telephone Company dba Long Lines B	Jefferson FTTP Phase 3	SLFRF/ARPA	Union	Receiving between 25/3 Mbps and 100,	(blank)	04/28/2022	12/31/2024	\$514,200.00		\$514,200.00	\$342,800.00	\$857,000.00
2022	Kennebec Telephone Company	New Housing Development	SLFRF/ARPA	Lyman	Receiving 25/3 Mbps or below	1Gig Symmetrical	04/28/2022	12/31/2024	\$24,877.53		\$24,877.53	\$24,877.58	\$49,755.11
2022	Leap Communications, LLC	Rural Turner and McCook Counties	SLFRF/ARPA	McCook, Turner	Receiving 25/3 Mbps or below	(blank)	04/28/2022	12/31/2024	\$4,327,680.00		\$4,327,680.00	\$6,386,796.38	\$10,714,476.38
2022	Midco (Midcontinent Communications)	Lake Herman and Clay County	SLFRF/ARPA	Clay, Lake	Receiving 25/3 Mbps or below	(blank)	04/28/2022	12/31/2024	\$187,500.00		\$187,500.00	\$187,500.00	\$375,000.00
2022	Midstate Communications	3 housing developments (Chamberlain/Ft. Thompson/Stickney) & Rural locations	SLFRF/ARPA	Aurora, Brule, Buffalo	Receiving between 25/3 Mbps and 100,	1Gig Symmetrical	04/28/2022	12/31/2025	\$574,800.00		\$574,800.00	\$862,200.00	\$1,437,000.00
2022	RC Technologies	Corona Rural	SLFRF/ARPA	Roberts	Receiving 25/3 Mbps or below	(blank)	04/18/2022	12/31/2024	\$60,508.00		\$60,508.00	\$143,602.96	\$204,110.96
2022	RC Technologies	South Roberts County Rural	SLFRF/ARPA	Roberts	Receiving 25/3 Mbps or below	(blank)	04/28/2022	12/31/2024	\$228,650.00		\$228,650.00	\$611,635.39	\$840,285.39
2022	TrioTel Communications, Inc.	Lake County Fiber Build Out	SLFRF/ARPA	Lake, McCook	Receiving between 25/3 Mbps and 100,	1Gig Symmetrical	04/28/2022	12/31/2025	\$3,745,023.00		\$3,745,023.00	\$1,248,341.00	\$4,993,364.00
2022	Valley Communications Inc (dba Valley FiberCo	Rural Kingsbury, Brookings, & Moody County Fiber Build - SGIII	SLFRF/ARPA	Brookings, Kingsbury, Moody	Receiving 25/3 Mbps or below	1Gig Symmetrical	05/01/2023	12/31/2024	\$1,556,644.37		\$1,556,644.37	\$1,952,691.00	\$3,509,335.37
2022	Venture Vision, Inc.	Rural Huron Broadband Project	SLFRF/ARPA	Beadle	Receiving 25/3 Mbps or below	(blank)	04/28/2022	12/31/2024	\$4,069,263.00		\$4,069,263.00	\$2,510,537.64	\$6,579,800.64
2023	Alliance Communications	Rural Beresford-Lennox-Fairview	ConnectSD-75M	Clay, Lincoln, Union	(blank)	(blank)	05/15/2023	12/31/2025	\$5,293,021.00	\$5,293,021.00		\$3,432,014.00	\$8,725,035.00
2023	Alliance Communications	Rural S Lennox	ConnectSD-75M	Lincoln	(blank)	(blank)	05/15/2023	12/31/2025	\$440,000.00	\$440,000.00		\$440,000.00	\$880,000.00
2023	Gallatin Wireless dba Celerity Internet	Haines E Piedmont-N Rapid-S Elk Creek Rd	ConnectSD-75M	Meade, Pennington	(blank)	(blank)	05/15/2023	12/31/2026	\$1,533,288.00		\$1,533,288.00	\$1,533,289.00	\$3,066,577.00
2023	Gallatin Wireless dba Celerity Internet	Spearfish - Eagle Ridge & Eagle Crest	ConnectSD-75M	Lawrence	(blank)	(blank)	05/15/2023	12/31/2025	\$725,643.00	\$725,643.00		\$725,643.00	\$1,451,286.00
2023	Gallatin Wireless dba Celerity Internet	W Belle Fourche to Wyo Border S Spearfish	ConnectSD-75M	Lawrence, Butte	Receiving 25/3 Mbps or below	1Gig Symmetrical	10/01/2024	12/31/2027	\$15,249,569.00	\$15,249,569.00	\$0.00	\$5,083,189.00	\$20,332,758.00
2023	Golden West Telecommunications Cooperative,	Rapid Valley New Underwood Caputa	ConnectSD-75M	Pennington	(blank)	(blank)	01/01/2024	12/31/2026	\$5,216,655.00	\$5,216,655.00		\$2,235,709.00	\$7,452,364.00
2023	Golden West Telecommunications Cooperative,	Rural Yankton County FTTP- South of Lesterville	ConnectSD-75M	Yankton	Receiving between 25/3 Mbps and 100,	1Gig Symmetrical	04/01/2023	12/31/2026	\$1,768,976.00	\$1,768,976.00		\$589,650.00	\$2,358,626.00
2023	Hanson Communications dba Mt Rushmore Tel	Keystone - Hermosa	ConnectSD-75M	Custer, Pennington	(blank)	(blank)	05/01/2024	12/31/2026	\$954,663.00	\$954,663.00		\$954,664.00	\$1,909,327.00
2023	Jefferson Telephone Company dba Long Lines B	Rural Elk Point Phase1	ConnectSD-75M	Union	(blank)	(blank)	04/01/2024	12/31/2025	\$1,219,176.00	\$1,219,176.00		\$343,870.00	\$1,563,046.00
2023	Jefferson Telephone Company dba Long Lines B	SE Rural SD, E & W of I-29, N Elk Point, Burbank, Junction City, Richland	ConnectSD-75M	Union, Clay	Receiving 25/3 Mbps or below	1Gig Symmetrical	04/01/2024	12/31/2026	\$3,770,300.00	\$3,770,300.00	\$0.00	\$1,256,767.00	\$5,027,067.00
2023	Midco (Midcontinent Communications)	Black Hills and Rural Ashland Heights area	SLFRF/ARPA	Meade, Pennington	(blank)	(blank)	07/01/2023	12/31/2025	\$2,684,151.00	\$0.00	\$2,684,151.00	\$1,813,849.00	\$4,498,000.00
2023	Midco (Midcontinent Communications)	West Yankton	SLFRF/ARPA	Yankton	(blank)	(blank)	05/15/2023	12/31/2026	\$599,461.00	\$0.00	\$599,461.00	\$399,739.00	\$999,200.00
2023	Santel Communications	Yankton & Vermillion Rural	ConnectSD-75M	Yankton, Clay, Union	Receiving 25/3 Mbps or below	1Gig Symmetrical	01/18/2024	12/31/2026	\$13,438,989.00	\$13,438,989.00	\$0.00	\$1,493,221.00	\$14,932,210.00
2023	SDN Communications	SF Public Safety Building	ConnectSD-75M	Minnehaha	Receiving 25/3 Mbps or below	1Gig Symmetrical	04/01/2023	12/31/2025	\$34,320.00	\$34,320.00		\$0.00	\$34,320.00
2023	Venture Vision, Inc.	Stanley County Fiber Build out	ConnectSD-75M	Stanley, Lyman, Jones	Receiving between 25/3 Mbps and 100,	1Gig Symmetrical	04/01/2023	12/31/2026	\$8,681,523.00	\$8,681,523.00		\$1,532,033.00	\$10,213,556.00
2024	Hanson Communications dba Fort Randall Telej	Custer State Park Entrance, Blue Bell, Coolidge	SLFRF/ARPA	Custer, Pennington	Receiving 25/3 Mbps or below	1Gig Symmetrical	12/31/2024	12/31/2026	\$164,800.00		\$164,800.00	\$41,200.00	\$206,000.00
2024	Midco (Midcontinent Communications)	Black Hills - Marvel Mountain	SLFRF/ARPA	Pennington	Receiving 25/3 Mbps or below	1Gig Symmetrical	12/31/2024	12/31/2026	\$254,600.00		\$254,600.00	\$109,140.00	\$363,740.00
2024	Midco (Midcontinent Communications)	Black Hills - Marvin Rd	SLFRF/ARPA	Pennington	Receiving 25/3 Mbps or below	1Gig Symmetrical	12/31/2024	12/31/2026	\$324,000.00		\$324,000.00	\$36,000.00	\$360,000.00